



**Godavari Foundation's**  
**DR. ULHAS PATIL MEDICAL COLLEGE & HOSPITAL, JALGAON KH**  
 Recognized by Medical Council of India, Approved by Central Govt. of India, New Delhi,  
 Letter no. MCI-34(41)/2012-med./158127, dated 05/02/2013  
 Affiliated to Maharashtra University of Health Sciences, Nashik [College Code-1306]  
 Jalgaon-Bhusawal Road, NH-6, Jalgaon Kh, Tal. & Dist. Jalgaon 425309  
 Tel. No. (0257)2366657, 2366678 Fax No. 0257-2366648  
 Email ID : [dupmcj@yahoo.in](mailto:dupmcj@yahoo.in) Web Site : [www.dupmc.ac.in](http://www.dupmc.ac.in)

**Department of Anatomy**  
**Monthly Teaching Schedule CBME 2024**  
**Lectures (Oct- 2024) -Foundation Course for 2 week**

Date	Day	Time	Topic & Competency Number	Teacher	AV Aids	TL method	Remarks
14.10.2024	Mon	9-11	Orientation to Department of Anatomy	All Faculty	Projector, Black Board, Chalk	Lecture	
		11-12	Visit to Institute	Mr. Surendra Gawande		Lecture	
		12-1	History of Medicine FC 1.10	Dr.Sarang Sir		Lecture	
		2-3	Language FC 5.2	Mrs. Dipali Gawande	Projector, Black Board, Chalk	Lecture	
		3-4	Computer FC 5.3	Mr.Prashant Shimpi	Projector, Black Board, Chalk	Lecture	
15.10.2024	Tues	4-5	Sports	Mr. Surendra Gawande	Projector, Black Board, Chalk	Lecture	
		9-11	Orientation to Department of Physiology	All Faculty	Projector, Black Board, Chalk	Lecture	
		11-1	World Anatomy Day Celebration	All Faculty	Projector, Black Board, Chalk	Lecture	
		2-3	Role of Doctors in the Society FC 1.1	Dept.of Anatomy	Projector, Black Board, Chalk	Lecture	
		3-4	Computer FC 5.3	Mr.Prashant Shimpi	Projector, Black Board, Chalk	Lecture	
16.10.2024	Wed	4-5	Sports	Mr. Surendra Gawande	Projector, Black Board, Chalk	Lecture	
		9-11	Orientation to Department of Biochemistry	All Faculty	Projector, Black Board, Chalk	Lecture	
		11-12	IMG roles FC 1.2 ,1.6	Dr. Anant Bendale	Projector, Black Board, Chalk	Lecture	
		12-1	Principles of Family Practice FC 1.8,1.9	Dr.Nilesh Bendale	Projector, Black Board, Chalk	Lecture	
		2-3	Universal Precaution – I FC 2.3,2.6	Dr. Kailash Wagh	Projector, Black Board, Chalk	Lecture	
17.10.2024	Thurs	3-4	Language FC 5.2	Mrs. Dipali Gawande	Projector, Black Board, Chalk	Lecture	
		4-5	Sports	Mr.Surendra Gawande	Projector, Black Board, Chalk	Lecture	
		9-10	Hospital Visit	Mr.Surendra Gawande	Projector, Black Board, Chalk	Lecture	
		10-11	Basic Life of Support FC 2.1	Dr.Devendra Chaudhari	Projector, Black Board, Chalk	Lecture	
		11-12	First Aid FC 2.2	Dr.Deepak Agrawal	Projector, Black Board, Chalk	Lecture	
		12-1	Alternate Pathy FC 1.10	Dr.D.B.Patil ,	Projector, Black Board, Chalk	Lecture	
		2-5	I MBBS Curriculum FC1.7	Dr.Shubhangi Ghule			

*Attahala*  
**PROFESSOR & HOD**  
**Dept. of Anatomy**  
**Dr. Ulhas Patil Medical College**  
**and Hospital, Jalgaon Kh.**



Godavari Foundation's  
**DR. ULHAS PATIL MEDICAL COLLEGE & HOSPITAL, JALGAON KH**  
 Recognized by Medical Council of India, Approved by Central Govt. of India, New Delhi,  
 Letter no. MCI-34(41)/2012-med./158127, dated 05/02/2013  
 Affiliated to Maharashtra University of Health Sciences, Nashik [College Code-1306]  
 Jalgaon-Bhusawal Road, NH-6, Jalgaon Kh, Tal. & Dist. Jalgaon 425309  
 Tel. No. (0257)2366657, 2366678 Fax No. 0257-2366648  
 Email ID : [dupmcj@yahoo.in](mailto:dupmcj@yahoo.in) Web Site : [www.dupmc.ac.in](http://www.dupmc.ac.in)

**Department of Anatomy**  
**Monthly Teaching Schedule CBME 2024**  
**Lectures (Oct- 2024)**

Date	Day	Time	Topic	Teacher	AV Aids	TL Method	Remark
18.10.2024	Fri	9-10	Campus Visit	Mr. Surendra Gawande & Gajanan Jadhav	Projector, Black Board, Chalk	Lecture	
		10-12	Demonstrate awareness of significance of documentation in patient care and proper method of Documentation FC 2.9	Dr.Premchand Pandit	Projector, Black Board, Chalk	Lecture	
		12-1	Language FC 5.3	Mrs. Dipali Gawande	Projector, Black Board, Chalk	Lecture	
		2-4	Discuss the significance of working in health care team FC 4.4	Dr. Dilip Dhekale	Projector, Black Board, Chalk	Lecture	
		4-5	Sports	Mr.Surendra Gawande	Projector, Black Board, Chalk	Lecture	
19.10.2024	Sat	9-11	Yoga	All Teaching Staff	Projector, Black Board, Chalk	Lecture	
		11-1	Universal Precaution – II FC 2.3	Dr. Kailash Wagh	Projector, Black Board, Chalk	Lecture	
		2-3	Language FC 5.3	Mrs. Dipali Gawande	Projector, Black Board, Chalk	Lecture	
		3-4	Computer FC 5.4	Mr.Prashant Shimpi	Projector, Black Board, Chalk	Lecture	
		4-5	Sports	Mr. Surendra Gawande	Projector, Black Board, Chalk	Lecture	
21.10.2024	Mon	9-10	Yoga	All Teaching Staff	Projector, Black Board, Chalk	Lecture	
		10-12	Discuss the immunization requirements of Health FC 2.8	Community Medicine	Projector, Black Board, Chalk	Lecture	
		12-1	Stress management FC 4.7	Dr.Vilas Chauhan	Projector, Black Board, Chalk	Lecture	
		2-3	Language FC 5.3	Mrs. Dipali Gawande	Projector, Black Board, Chalk	Lecture	
		3-4	Computer FC 5.4	Mr.Prashant Shimpi	Projector, Black Board, Chalk	Lecture	
		4-5	Sports	Mr. Surendra Gawande	Projector, Black Board, Chalk	Lecture	

*G. Taheri*  
**PROFESSOR & HOD**  
**Dept. of Anatomy**  
**Dr. Ulhas Patil Medical College**  
**and Hospital, Jalgaon Kh.**



Godavari Foundation's  
**DR. ULHAS PATIL MEDICAL COLLEGE & HOSPITAL, JALGAON KH**  
 Recognized by Medical Council of India, Approved by Central Govt. of India, New Delhi,  
 Letter no. MCI-34(41)/2012-med./158127, dated 05/02/2013  
 Affiliated to Maharashtra University of Health Sciences, Nashik [College Code-1306]  
 Jalgaon-Bhusawal Road, NH-6, Jalgaon Kh, Tal. & Dist. Jalgaon 425309  
 Tel. No. (0257)2366657, 2366678 Fax No. 0257-2366648  
 Email ID : [dupmcj@yahoo.in](mailto:dupmcj@yahoo.in) Web Site : [www.dupmc.ac.in](http://www.dupmc.ac.in)

**Department of Anatomy**  
**Monthly Teaching Schedule CBME 2024**  
**Lectures**  
**(Oct- 2024)**

Date	Day	Time	Topic	Teacher	AV Aids	TL Method	Remark
22.10.2024	Tues	9-11	Professionalism and ethics FC 4.1	Dr.Randhir Pande	Projector, Black Board, Chalk	Lecture	
		11-1	Computer Application and AI FC 5.4	Mr.Pramod Bhirud	Projector, Black Board, Chalk	Lecture	
		2-3	Language FC 5.3	Mrs. Dipali Gawande	Projector, Black Board, Chalk	Lecture	
		3-4	Computer FC 5.5	Mr.Prashant Shimpi	Projector, Black Board, Chalk	Lecture	
		4-5	Sports	Mr. Surendra Gawande	Projector, Black Board, Chalk	Lecture	
23.10.2024	Wed	9-11	Role of Yoga and Meditation in personal health FC 4.8	Dr.Anita Patil	Projector, Black Board, Chalk	Lecture	
		11-1	Communication Skill FC	Dr.Amrut Mahajan, Dr.Shubhangi Ghule	Projector, Black Board, Chalk	Lecture	
		2-3	Language FC 5.3	Mrs. Dipali Gawande	Projector, Black Board, Chalk	Lecture	
		3-4	Computer FC 5.5	Mr.Prashant Shimpi	Projector, Black Board, Chalk	Lecture	
		4-5	Sports	Mr. Surendra Gawande	Projector, Black Board, Chalk	Lecture	
24.10.2024	Thurs	9-11	Professionalism and ethics FC 4.1	Dr.Milind Joshi	Projector, Black Board, Chalk	Lecture	
		11-1	Poster Making & Rangoli	Dept of Antomy	Projector, Black Board, Chalk	Lecture	
		2-3	Language FC 5.3	Mrs. Dipali Gawande	Projector, Black Board, Chalk	Lecture	
		3-4	Computer FC 5.4	Mr.Prashant Shimpi	Projector, Black Board, Chalk	Lecture	
		4-5	Sports	Mr. Surendra Gawande	Projector, Black Board, Chalk	Lecture	

*A. Mahajan*  
**PROFESSOR & HOD**  
 Dept. of Anatomy  
 Dr. Ulhas Patil Medical College  
 and Hospital, Jalgaon Kh.



Godavari Foundation's

## DR. ULHAS PATIL MEDICAL COLLEGE & HOSPITAL, JALGAON KH

Recognized by Medical Council of India, Approved by Central Govt. of India, New Delhi,

Letter no. MCI-34(41)/2012-med./158127, dated 05/02/2013

Affiliated to Maharashtra University of Health Sciences, Nashik [College Code-1306]

Jalgaon-Bhusawal Road, NH-6, Jalgaon Kh, Tal. & Dist. Jalgaon 425309

Tel. No. (0257)2366657, 2366678 Fax No. 0257-2366648


Email ID : [dupmcj@yahoo.in](mailto:dupmcj@yahoo.in) Web Site : [www.dupmc.ac.in](http://www.dupmc.ac.in)

### Department of Anatomy

### Monthly Teaching Schedule CBME 2024

### Lectures (Oct- 2024)

Date	Day	Time	Topic	Teacher	AV Aids	TL Method	Remark
25.10.2024	Fri	9-11	Pedagogy in Medical Education and Collaborative learning –I FC 4.13-4.15	Dr.Anant Bendale	Projector, Black Board, Chalk	Lecture	
		11-1	Computer Application and AI FC 5.5	Mr.Pramod Bhirud	Projector, Black Board, Chalk	Lecture	
		2-3	Language FC 5.3	Mrs. Dipali Gawande	Projector, Black Board, Chalk	Lecture	
		3-4	Computer FC 5.5	Mr.Prashant Shimpi	Projector, Black Board, Chalk	Lecture	
		4-5	Sports	Mr. Surendra Gawande	Projector, Black Board, Chalk	Lecture	
26.10.2024	Sat	9-11	Pedagogy in Medical Education and Collaborative learning –II FC 4.13-4.15	Dr.Anant Bendale	Projector, Black Board, Chalk	Lecture	
		11-1	National health goals and policies FC 3.1	Dr.Nilesh Bendale	Projector, Black Board, Chalk	Lecture	
		2-3	Language FC 5.3	Mrs. Dipali Gawande	Projector, Black Board, Chalk	Lecture	
		3-4	Computer FC 5.5	Mr.Prashant Shimpi	Projector, Black Board, Chalk	Lecture	
		4-5	Sports	Mr. Surendra Gawande	Projector, Black Board, Chalk	Lecture	
28.10.2024	Mon	9-11	Spiritual Health	Mr.Pramod Bhirud	Projector, Black Board, Chalk	Lecture	
		11-1	Carrier Counselling & PG NEET	Dr.Lalit Patil		Lecture	
		2-3	Language FC 5.3	Mrs. Dipali Gawande		Lecture	
		3-4	Computer FC 5.5	Mr.Prashant Shimpi	Projector, Black Board, Chalk	Lecture	
		4-5	Sports	Mr. Surendra Gawande			



*Maharaj*  
PROFESSOR & HOD  
Dept. of Anatomy  
Dr.Ulhas Patil Medical College  
and Hospital, Jalgaon Kh.



**Godavari Foundation's**  
**DR. ULHAS PATIL MEDICAL COLLEGE & HOSPITAL, JALGAON KH**  
 Recognized by Medical Council of India, Approved by Central Govt. of India, New Delhi,  
 Letter no. MCI-34(41)/2012-med./158127, dated 05/02/2013  
 Affiliated to Maharashtra University of Health Sciences, Nashik [College Code-1306]  
 Jalgaon-Bhusawal Road, NH-6, Jalgaon Kh, Tal. & Dist. Jalgaon 425309  
 Tel. No. (0257)2366657, 2366678 Fax No. 0257-2366648  
 Email ID : [dupmcj@yahoo.in](mailto:dupmcj@yahoo.in) Web Site : [www.dupmc.ac.in](http://www.dupmc.ac.in)

**Department of Anatomy**  
**Monthly Teaching Schedule CBME 2024**  
**Lectures ( Oct & Nov- 2024)**

Date	Day	Time	Topic	Teacher	AV Aids	TL Method	Remark	
21.10.2024	Mon	10-11	Campus Visit	All Staff	Projector, Black Board, Chalk	Lecture		
22.10.2024	Tues	10-12.30	Hospital Visit	All Staff	Projector, Black Board, Chalk	Lecture		
23.10.2024	Wed	10-12.30	Orientation to Dept.of Anatomy	All Staff	Projector, Black Board, Chalk	Lecture		
24.10.2024	Thurs		Orientation to Dept.of Physiology	All Staff	Projector, Black Board, Chalk	Lecture		
25.10.2024	Fri	10.12.30	Orientation to Dept.of Biochemisry	All Staff	Projector, Black Board, Chalk	Lecture		
<b>Diwali Vacation 29.10.2024 to 04.11.2024</b>								
05.11.2024	Tues	9-10	Introduction & Nomenclature	Dr.Mahajan	Projector, Black Board, Chalk	Lecture		
06.11.2024	Wed	11-12	Introduction to Upper limb & Pectoral region & skin AN 9.1,AN 4.1 to 4.5	Dr.Mahajan	Projector, Black Board, Chalk	Lecture		
		1.30-2.30	CVS AN 5.2 to 5.8	Dr.Tushar	Projector, Black Board, Chalk	Lecture		
07.11.2024	Thurs	10-11	Joint AN 2.1 to 2.6	Dr.Mahajan	Projector, Black Board, Chalk	Lecture		
08.11.2024	Fri	9-10	Introduction to Embryology	Dr.Mahajan	Projector, Black Board, Chalk	Lecture		
09.11.2024	Sat	9-10	Bone AN 2.1,2.2,2.3	Dr.Poonam	Projector, Black Board, Chalk	Lecture		
11.11.2024	Mon	10-11	Epithelium AN 65.1,2	Dr.Ghule	Projector, Black Board, Chalk	Lecture		
12.11.2024	Tues	9-10	Axilla-I AN-10.1 to 10.7	Dr.Sarika	Projector, Black Board, Chalk	Lecture		
13.11.2024	Wed	11-12	Axilla-II AN-10.1 to 10.7	Dr.Sarika	Projector, Black Board, Chalk	Lecture		
14.11.2024	Thurs	10-11	Mammary Gland AN 9.2,3	Dr.Preeti	Projector, Black Board, Chalk	Lecture		
15.11.2024	<b>Holiday Gurunanak Jayanti</b>							
16.11.2024	Sat	10-1	White coat Ceremony & Parents Meeting	All Staff				
18.11.2024	Mon	10-11	Back & Scapular Region AN10.8 to 10.13	Dr.Mukta	Projector, Black Board, Chalk	Lecture		
		11-12.30	MCQ Exercise	Dr.Mahajan	Projector, Black Board, Chalk	Lecture		
19.11.2024	Tues	9-10	Embryo- Fertilization & Implantations AN77.1	Dr.Mahajan	Projector, Black Board, Chalk	Lecture		
20.11.2024	Wed	<b>Holiday-Election</b>						
21.11.2024	Thurs	10-11	Connective tissue & Muscular Tissue AN66.1,2,AN 67.1	Dr.Ghule	Projector, Black Board, Chalk	Lecture		

*Mahajan*  
**PROFESSOR & HOD**  
 Dept. of Anatomy  
 Dr. Ulhas Patil Medical College  
 and Hospital, Jalgaon Kh.

**Godavari Foundation's**  
**DR. ULHAS PATIL MEDICAL COLLEGE & HOSPITAL, JALGAON KH**  
Recognized by Medical Council of India, Approved by Central Govt. of India, New Delhi,  
Letter no. MCI-34(41)/2012-med./158127, dated 05/02/2013  
Affiliated to Maharashtra University of Health Sciences, Nashik [College Code-1306]  
Jalgaon-Bhusawal Road, NH-6, Jalgaon Kh, Tal. & Dist. Jalgaon 425309  
Tel. No. (0257)2366657, 2366678 Fax No. 0257-2366648  
Email ID : dupmcj@yahoo.in Web Site : www.dupmc.ac.in



**Department of Anatomy**  
**Monthly Teaching Schedule CBME 2023**  
**Lectures (Nov- 2024)**

Date	Day	Time	Topic	Teacher	AV Aids	TL Method	Remarks
22.11.2024	Fri	9-10	Median Nerve	Dr.Rakh	Projector, Black Board, Chalk	Lecture	
23.11.2024	Sat	9-10	Elbow Joint, Cubital fossa AN11.5,6	Dr.Zameer	Projector, Black Board, Chalk	Lecture	
25.11.2024	Mon	10-11	Cartilage & Bone AN71.2,71.1	Dr.Ghule	Projector, Black Board, Chalk	Lecture	
		11-12	Front of Forearm AN 12.1,3,4,	Dr.Poonam	Projector, Black Board, Chalk	Lecture	
26.11.2024	Tues	9-10	Palmar Space AN12.7,12.11	Dr.Sarika	Projector, Black Board, Chalk	Lecture	
27.11.2024	Wed	11-12	Back of Forearm AN 12.1	Dr.Tushar	Projector, Black Board, Chalk	Lecture	
28.11.2024	Thurs	10-11	Palm-II AN 12.5 ,12.6	Dr.Sarika	Projector, Black Board, Chalk	Lecture	
29.11.2024	Fri	9-10	Radio ulnar joint & Wrist Joint AN 13.3,12.2,12.8	Dr.Zameer	Projector, Black Board, Chalk	Lecture	

  
**PROFESSOR & HOD**  
**Dept. of Anatomy**  
Dr.Ulhas Patil Medical College  
and Hospital, Jalgaon Kh.



**Godavari Foundation's**  
**DR. ULHAS PATIL MEDICAL COLLEGE & HOSPITAL, JALGAON KH**  
Recognized by Medical Council of India, Approved by Central Govt. of India, New Delhi,  
Letter no. MCI-34(41)/2012-med./158127, dated 05/02/2013  
Affiliated to Maharashtra University of Health Sciences, Nashik [College Code-1306]  
Jalgaon-Bhusawal Road, NH-6, Jalgaon Kh, Tal. & Dist. Jalgaon 425309  
Tel. No. (0257)2366657, 2366678 Fax No. 0257-2366648  
Email ID : dupmcj@yahoo.in Web Site : www.dupmc.ac.in

**Department of Anatomy**  
**Monthly Teaching Schedule CBME 2023**  
**Lectures (Dec- 2024)**

Date	Day	Time	Competency	Topic	Teacher	AV Aids	TL Method	Remarks
02.12.2024	Mon	10-11	AN 69.1 AN 68.1-68.3	Histology- Blood Vessels, Nervous tissue	Dr.Ghule	Projector, Black Board, Chalk	Lecture	
		1.30- 2.30	AN 15.1-15.4	Front of thigh, Adductor canal, Femoral Triangle-I	Dr.Rakh			
03.12.2024	Tues	9-10	AN 15.1-15.4	Medial side of Thigh and Femoral Triangle-II	Dr.Mahajan	Projector, Black Board, Chalk	Lecture	
04.12.2024	Wed	11-12	AN 16.2,16.3	Gluteal region, explain the anatomical basis of sciatic nerve injury during gluteal intramuscular injections. Explain the anatomical basis	Dr.Tushar	Projector, Black Board, Chalk	Lecture	
05.12.2024	Thurs	10-11	AN 79.1-79.3	Embryology-Notochord, Primitive streak ,Precordial plate, Neural tube, Gastrulation	Dr.Mahajan	Projector, Black Board, Chalk	Lecture	
06.12.2024	Fri	9-10	AN 17.1-17.3	Hip Joint	Dr.Zameer	Projector, Black Board, Chalk	Lecture	
07.12.2024	Sat	9-10	AN 2.1-2.3	Bone	Dr.Mahajan,Dr.Poonam, Dr.Raghuraj	Projector, Black Board, Chalk	Lecture	

  
**PROFESSOR & HOD**  
**Dept. of Anatomy**  
**Dr. Ulhas Patil Medical College**  
**and Hospital, Jalgaon Kh.**



Godavari Foundation's  
**DR. ULHAS PATIL MEDICAL COLLEGE & HOSPITAL, JALGAON KH**  
 Recognized by Medical Council of India, Approved by Central Govt. of India, New Delhi,  
 Letter no. MCI-34(41)/2012-med./158127, dated 05/02/2013  
 Affiliated to Maharashtra University of Health Sciences, Nashik [College Code-1306]  
 Jalgaon-Bhusawal Road, NH-6, Jalgaon Kh, Tal. & Dist. Jalgaon 425309  
 Tel. No. (0257)2366657, 2366678 Fax No. 0257-2366648  
 Email ID : [dupmci@yahoo.in](mailto:dupmci@yahoo.in) Web Site : [www.dupmc.ac.in](http://www.dupmc.ac.in)

**Department of Anatomy**  
**Monthly Teaching Schedule CBME 2024**  
**Lectures (Dec- 2024)**

Date	Day	Time	Competency	Topic	Teacher	AV Aids	TL Method	Remarks
			AN 20.5 AN 18.6	Logbook topic Entry – Varicose vein, Sport injuries of Knee joint (Batch-A)	Dr.Raghuraj	Projector, Black Board, Chalk	Lecture	
09.12.2024	Mon	10-11	AN 10.12	Shoulder Joint	Dr.Zameer	Projector, Black Board, Chalk	Lecture	
10.12.2024	Tues	9-10	AN 16.1-16.6	Back of thigh and Sciatic nerve	Dr.Sarika	Projector, Black Board, Chalk	Lecture	
11.12.2024	Wed	11-12	AN 14.3,15.4,17.2 ,17.3	Describe the importance of lower end of femur & upper end of tibia, and explain violation of law of ossification in fibula. Explain anatomical basis of psoas abscess & femoral hernia. Describe anatomical basis of complications of fracture neck of femur. Describe dislocation of hip joint an surgical hip replacement.	Dr.Tushar	Projector, Black Board, Chalk	Lecture	
12.12.2024	Thurs	10-11	AN 16.6	Popliteal fossa	Dr.Rakh	Projector, Black Board, Chalk	Lecture	
		11-12	AN 71.2	Histo-Cartilage	Dr.Ghule		Lecture	
13.12.2024	Fri	9-10	AN 18.1-18.7	Front of Leg and Dorsum of foot	Dr.Sarika	Projector, Black Board, Chalk	Lecture	

*Atankar*  
**PROFESSOR & HOD**  
**Dept. of Anatomy**  
**Dr.Ulhas Patil Medical College**  
**and Hospital, Jalgaon Kh.**



Godavari Foundation's  
**DR. ULHAS PATIL MEDICAL COLLEGE & HOSPITAL, JALGAON KH**  
Recognized by Medical Council of India, Approved by Central Govt. of India, New Delhi,  
Letter no. MCI-34(41)/2012-med./158127, dated 05/02/2013  
Affiliated to Maharashtra University of Health Sciences, Nashik [College Code-1306]  
Jalgaon-Bhusawal Road, NH-6, Jalgaon Kh, Tal. & Dist. Jalgaon 425309  
Tel. No. (0257)2366657, 2366678 Fax No. 0257-2366648  
Email ID : [dupmcj@yahoo.in](mailto:dupmcj@yahoo.in) Web Site : [www.dupmc.ac.in](http://www.dupmc.ac.in)

**Department of Anatomy**  
**Monthly Teaching Schedule CBME 2024**  
**Lectures (Dec- 2024)**

Date	Day	Time	Competency	Topic	Teacher	AV Aids	TL Method	Remarks
14.12.2024	Sat	9-10	FC 1.4	ATCOM-Foundation Communication	Dr.Mahajan	Projector, Black Board, Chalk	Lecture	
		10-11	AN 20.5 AN 18.6	Logbook topic Entry – Varicose vein, Sport injuries of Knee joint (Batch-B & C )	Dr.Raghuraj Dr.Poonam	Projector, Black Board, Chalk	Lecture	
		2-3	AN 18.6	Knee joint	Dr.Poonam	Projector, Black Board, Chalk	Lecture	
16.12.2024	Mon	10-11	AN 80.3-80.5	Embryology-Placenta	Dr.Mahajan	Projector, Black Board, Chalk	Lecture	
17.12.2024	Tues	9-10	AN 19.1-19.7	Lateral Compartment of Leg & Back of leg	Dr.Mahajan	Projector, Black Board, Chalk	Lecture	
18.12.2024	Wed	11-12	AN 20.3	Venous drainage of lower limb	Dr.Tushar	Projector, Black Board, Chalk	Lecture	
19.12.2024	Thurs	10-11	AN 19.1-19.7	Sole	Dr.Mukta	Projector, Black Board, Chalk	Lecture	
20.12.2024	Fri	9-10	AN 19.5	Arches of foot	Dr.Zameer	Projector, Black Board, Chalk	Lecture	
21.12.2024	Sat	9-10	AN 9.2	Mammary Gland	Dr.Ghule,Dr.Zameer, Dr.Raghuraj	Projector, Black Board, Chalk	Lecture	

*Attakaran*  
**PROFESSOR & HOD**  
**Dept. of Anatomy**  
**Dr.Ulhas Patil Medical College**  
**and Hospital, Jalgaon Kh.**



Godavari Foundation's  
**DR. ULHAS PATIL MEDICAL COLLEGE & HOSPITAL, JALGAON KH**  
 Recognized by Medical Council of India, Approved by Central Govt. of India, New Delhi,  
 Letter no. MCI-34(41)/2012-med./158127, dated 05/02/2013  
 Affiliated to Maharashtra University of Health Sciences, Nashik [College Code-1306]  
 Jalgaon-Bhusawal Road, NH-6, Jalgaon Kh, Tal. & Dist. Jalgaon 425309  
 Tel. No. (0257)2366657, 2366678 Fax No. 0257-2366648  
 Email ID : [dupmcj@yahoo.in](mailto:dupmcj@yahoo.in) Web Site : [www.dupmc.ac.in](http://www.dupmc.ac.in)

**Department of Anatomy**  
**Monthly Teaching Schedule CBME 2024**  
**Lectures (Dec- 2024)**

Date	Day	Time	Competency	Topic	Teacher	AV Aids	TL Method	Remarks
			AN 20.5 AN 18.6	Logbook topic Entry – Varicose vein, Sport injuries of Knee joint (Batch-D)	Dr.Raghuraj	Projector, Black Board, Chalk	Lecture	
		2-3	AN 20.1	Ankle joint	Dr.Poonam	Projector, Black Board, Chalk	Lecture	
23.12.2024	Mon	10-11	AN 68.1-68.3	Nervous System	Dr.Ghule	Projector, Black Board, Chalk	Lecture	
24.12.2024	Tues	9-10	AN 44.1-44.6	Introduction to abdomen wall & Rectus Sheath	Dr.Sarika	Projector, Black Board, Chalk	Lecture	
25.12.2024	<b>Holiday-Christmas</b>							
26.12.2024	Thurs	10-11	AN 47.1,2,3,	Peritoneum-I	Dr.Sarika	Projector, Black Board, Chalk	Lecture	
27.12.2024	Fri	9-10	AN 47.1,2,3,	Peritoneum-II	Dr.Sarika	Projector, Black Board, Chalk	Lecture	
28.12.2024	Sat	9-10	-----	Museum Visit	Dr.Rakh,Dr.Raghuraj	Projector, Black Board, Chalk	Lecture	
		2-3	AN 44.4	Inguinal Canal	Dr.Zameer	Projector, Black Board, Chalk	Lecture	
30.12.2024	Mon	10-11	AN 68.1-68.3	Nervous Tissue	Dr.Ghule	Projector, Black Board, Chalk	Lecture	
31.12.2024	Tues	9-10	AN 47.5	Stomach	Dr.Zameer	Projector, Black Board, Chalk	Lecture	

*G. Mahajan*  
**PROFESSOR & HOD**  
**Dept. of Anatomy**  
**Dr. Ulhas Patil Medical College**  
**and Hospital, Jalgaon Kh.**



**Godavari Foundation's**  
**DR. ULHAS PATIL MEDICAL COLLEGE & HOSPITAL, JALGAON KH**  
Recognized by Medical Council of India, Approved by Central Govt. of India, New Delhi,  
Letter no. MCI-34(41)/2012-med./158127, dated 05/02/2013  
Affiliated to Maharashtra University of Health Sciences, Nashik [College Code-1306]  
Jalgaon-Bhusawal Road, NH-6, Jalgaon Kh, Tal. & Dist. Jalgaon 425309  
Tel. No. (0257)2366657, 2366678 Fax No. 0257-2366648  
Email ID : dupmcj@yahoo.in Web Site : www.dupmc.ac.in

**Department of Anatomy**  
**Monthly Teaching Schedule CBME 2023**  
**Lectures (Jan- 2025)**

Date	Day	Time	Competency	Topic	Teacher	AV Aids	TL Method	Remarks
01.01.2025	Wed	11-12	AN 47.5-47.9	Spleen & Coeliac Trunk	Dr.Tushar	Projector, Black Board, Chalk	Lecture	
02.01.2025	Thurs	10-11	AN 52.1	Embryology-Stomach Duodenum	Dr.Mahajan	Projector, Black Board, Chalk	Lecture	
03.01.2025	Fri	9-10	AN 47.5-47.6	Pancreas	Dr.Mahajan	Projector, Black Board, Chalk	Lecture	
04.01.2025	Sat	9-10	AN 69.1	SDL-Microanatomy of Blood vessels	Dr.Sarika, Dr.Zameer Dr.Raghuraj	Projector, Black Board, Chalk	Lecture	
06.01.2025	Mon	10-11	AN 72.1	Histology-Skin	Dr.Ghule	Projector, Black Board, Chalk	Lecture	
		1.30-2.30	AN 47.5-47.7	Extra hepatobiliary apparatus	Dr.Zameer	Projector, Black Board, Chalk	Lecture	
07.01.2025	Tues	9-10	AN 55.2	Duodenum	Dr.Preeti	Projector, Black Board, Chalk	Lecture	
08.01.2025	Wed	11-12	AN 47.5	Small & Large Intestine	Dr.Tushar	Projector, Black Board, Chalk	Lecture	
09.01.2025	Thurs	10-11	AN 55.2	Liver	Dr.Preeti	Projector, Black Board, Chalk	Lecture	
10.01.2025	Fri	9-10	AN 47.9,10	Large blood vessels of gut and portocaval anastomosis	Dr.Poonam	Projector, Black Board, Chalk	Lecture	
11.01.2025	Sat	9-10	AN 1.5	ATCOM The cadaver as a first Teacher	Dr.Ghule	Projector, Black Board, Chalk	Lecture	
13.01.2025	Mon	10-11	AN 47.8	IVC & Portal vein & portocaval anastomosis	Dr.Poonam	Projector, Black Board, Chalk	Lecture	
14.01.2025	Tues	9-10	AN 11.1,2- 13.8	Revision of Upper Limb	Dr.Raghuraj	Projector, Black Board, Chalk	Lecture	

*Dr. Mahajan*  
**PROFESSOR & HOD**  
**Dept. of Anatomy**  
**Dr. Ulhas Patil Medical College**  
**and Hospital, Jalgaon Kh,**



Godavari Foundation's  
**DR. ULHAS PATIL MEDICAL COLLEGE & HOSPITAL, JALGAON KH**  
Recognized by Medical Council of India, Approved by Central Govt. of India, New Delhi,  
Letter no. MCI-34(41)/2012-med./158127, dated 05/02/2013  
Affiliated to Maharashtra University of Health Sciences, Nashik [College Code-1306]  
Jalgaon-Bhusawal Road, NH-6, Jalgaon Kh, Tal. & Dist. Jalgaon 425309  
Tel. No. (0257)2366657, 2366678 Fax No. 0257-2366648  
Email ID : dupmcj@yahoo.in Web Site : www.dupmc.ac.in

**Department of Anatomy**  
**Monthly Teaching Schedule CBME 2023**  
**Lectures (Jan- 2025)**

Date	Day	Time	Competency	Topic	Teacher	AV Aids	TL Method	Remarks	
15.01.2025	Wed	11-12	AN 52.2	Kidney & Ureter	Dr.Tushar	Projector, Black Board, Chalk	Lecture		
16.01.2025	Thurs	10-11	AN 45.1,2,47.12,47.5	Post abdominal wall and suprarenal gland	Dr.Sarika	Projector, Black Board, Chalk	Lecture		
17.01.2025	Fri	9-10	AN 47.13,47.14	Diaphragm	Dr.Sarika	Projector, Black Board, Chalk	Lecture		
18.01.2025	Sat	9-10	AN 75.1,2,3	Chromosomal disorder	Dr.Sarika	Projector, Black Board, Chalk	Lecture		
20.01.2025	Mon	10-11	AN 14.1,2 ,AN 20.10	Revision of Lower Limb	Dr.Zameer	Projector, Black Board, Chalk	Lecture		
21.01.2025	Tues	9-10	AN 44.1,47.6	Revision of Abdomen	Dr.Poonam	Projector, Black Board, Chalk	Lecture		
22.01.2025	Wed	<b>I Terminal Theory Exam - 22.01.2025</b> <b>Practical Exam - 27.01.2025 - 31.01.2025</b>							

  
**PROFESSOR & HOD**  
**Dept. of Anatomy**  
**Dr. Ulhas Patil Medical College**  
**and Hospital, Jalgaon Kh.**



**Godavari Foundation's**  
**DR. ULHAS PATIL MEDICAL COLLEGE & HOSPITAL, JALGAON KH**  
 Recognized by Medical Council of India, Approved by Central Govt. of India, New Delhi,  
 Letter no. MCI-34(41)/2012-med./158127, dated 05/02/2013  
 Affiliated to Maharashtra University of Health Sciences, Nashik [College Code-1306]  
 Jalgaon-Bhusawal Road, NH-6, Jalgaon Kh, Tal. & Dist. Jalgaon 425309  
 Tel. No. (0257)2366657, 2366678 Fax No. 0257-2366648  
 Email ID : dupmcj@yahoo.in Web Site : www.dupmc.ac.in

**Department of Anatomy**  
**Monthly Teaching Schedule CBME 2023**  
**Lectures (Feb- 2025)**

Date	Day	Time	Competency	Topic	Teacher	AV Aids	TL Method	Remarks
03.02.2025	Mon	10-11	AN 52.1	Histo-Stomach, Duodenum, Jejunum. Ileum	Dr.Ghule	Projector, Black Board, Chalk	Lecture	
		1.30-2.30	AN 45.1-45.3	Muscles Vessels nerve of posterior abdomen wall	Dr.Poonam	Projector, Black Board, Chalk	Lecture	
04.02.2025	Tues	9-10	AN	Suprarenal Gland	Dr.Sarika	Projector, Black Board, Chalk	Lecture	
05.02.2025	Wed	1.30-2.30	AN 48.6	Urinary Bladder& Urethra	Dr.Tushar	Projector, Black Board, Chalk	Lecture	
06.02.2025	Thurs	10-11	AN 49.1-49.3	Perineum-I	Dr.Sarika	Projector, Black Board, Chalk	Lecture	
07.02.2025	Fri	9-10	AN 49.4-49.5	Perineum-II	Dr.Sarika	Projector, Black Board, Chalk	Lecture	
08.02.2025	Sat	9-10	ATCOM 1.5	ATCOM	Dr.Poonam	Projector, Black Board, Chalk	Lecture	
		2-3	AN 48.2	Fallopian Tube,Ovary	Dr.Poonam	Projector, Black Board, Chalk	Lecture	
10.02.2025	Mon	10-11	AN 48.2-48.5	Uterus	Dr.Mahajan	Projector, Black Board, Chalk	Lecture	
		11-12	AN52.1	Small Intestine, Large Intestine	Dr.Ghule	Projector, Black Board, Chalk	Lecture	
11.02.2025	Tues	9-10	AN 52.7	Embry-Urinary system	Dr.Mahajan	Projector, Black Board, Chalk	Lecture	
12.02.2025	Wed	1.30-2.30	AN 48.7	Prostate	Dr.Tushar	Projector, Black Board, Chalk	Lecture	
13.02.2025	Thurs	10-11	AN 52.2	Embry-Female Reproductive system	Dr.Mahajan	Projector, Black Board, Chalk	Lecture	
		11-12	AN52.1	Liver, Pancreas, Gall Bladder	Dr.Ghule	Projector, Black Board, Chalk	Lecture	

*Attahir*  
**PROFESSOR & HOD**  
**Dept. of Anatomy**  
 Dr.Ulhas Patil Medical College  
 and Hospital, Jalgaon Kh.



**Godavari Foundation's**  
**DR. ULHAS PATIL MEDICAL COLLEGE & HOSPITAL, JALGAON KH**  
 Recognized by Medical Council of India, Approved by Central Govt. of India, New Delhi,  
 Letter no. MCI-34(41)/2012-med./158127, dated 05/02/2013  
 Affiliated to Maharashtra University of Health Sciences, Nashik [College Code-1306]  
 Jalgaon-Bhusawal Road, NH-6, Jalgaon Kh, Tal. & Dist. Jalgaon 425309  
 Tel. No. (0257)2366657, 2366678 Fax No. 0257-2366648  
 Email ID : dupmcj@yahoo.in Web Site : www.dupmc.ac.in

**Department of Anatomy**  
**Monthly Teaching Schedule CBME 2023**  
**Lectures (Feb- 2025)**

Date	Day	Time	Competency	Topic	Teacher	AV Aids	TL Method	Remarks
14.02.2025	Fri	9-10	AN 52.6	Rectum	Dr.Zameer	Projector, Black Board, Chalk	Lecture	
15.02.2025	Sat	9-10	AN 53.3	SDL-Male & Female pelvis differences	Dr.Mahajan Dr.Raghuraj	Projector, Black Board, Chalk	Lecture	
17.02.2025	Mon	10-11	AN 21.3 to 21.7	Introduction to Thorax	Dr.Sarika	Projector, Black Board, Chalk	Lecture	
18.02.2025	Tues	9-10	AN 23.1 to 23.7	Mediastinum	Dr.Sarika	Projector, Black Board, Chalk	Lecture	
19.02.2025	<b>Holiday-Shivaji Maharaj Jayanti</b>							
20.02.2025	Thurs	10-11	AN 24.1	Pleura & Lungs	Dr.Sarika	Projector, Black Board, Chalk	Lecture	
21.02.2025	Fri	9-10	AN 22.1 to 22.6	Hear-I	Dr.Zameer	Projector, Black Board, Chalk	Lecture	
22.02.2025	Sat	2-3	AN 22.1 to 22.6	Hear-II	Dr.Zameer	Projector, Black Board, Chalk	Lecture	
24.02.2025	Mon	10-11	AN 22.3-22.7	Blood supply of Heart	Dr.Poonam	Projector, Black Board, Chalk	Lecture	
25.02.2025	Tues	9-10	AN 23.3-23.7	Arches of Aorta, Vena Cava	Dr.Preeti	Projector, Black Board, Chalk	Lecture	
26.02.2025	<b>Holiday-Mahashivratri</b>							
27.02.2025	Thurs	10-11	AN52.5	Embryo.Dev.of congenital anomalies of diaphragm	Dr.Mahajan	Projector, Black Board, Chalk	Lecture	
28.02.2025	Fri	9-10	AN 23.2-23.7	Thoracic duct & Azygous vein	Dr.Mahajan	Projector, Black Board, Chalk	Lecture	

*Attahain*  
**PROFESSOR & HOD**  
**Dept. of Anatomy**  
**Dr.Ulhas Patil Medical College**  
**and Hospital, Jalgaon Kh.**



**Godavari Foundation's**  
**DR. ULHAS PATIL MEDICAL COLLEGE & HOSPITAL, JALGAON KH**  
 Recognized by Medical Council of India, Approved by Central Govt. of India, New Delhi,  
 Letter no. MCI-34(41)/2012-med./158127, dated 05/02/2013  
 Affiliated to Maharashtra University of Health Sciences, Nashik [College Code-1306]  
 Jalgaon-Bhusawal Road, NH-6, Jalgaon Kh, Tal. & Dist. Jalgaon 425309  
 Tel. No. (0257)2366657, 2366678 Fax No. 0257-2366648  
 Email ID : dupmcj@yahoo.in Web Site : www.dupmc.ac.in

**Department of Anatomy**  
**Monthly Teaching Schedule CBME 2023**  
**Lectures (March- 2025)**

Date	Day	Time	Competency	Topic	Teacher	AV Aids	TL Method	Remarks	
01.03.2025	Sat	9-10	AN 77.4	SDL-Fertilization	Dr.Ghule Dr.Raghuraj	Projector, Black Board, Chalk	Lecture		
		2-3	AN 25.2,25.3	Dev. of CVS	Dr.Mahajan	Projector, Black Board, Chalk	Lecture		
03.03.2025	Mon	10-11	AN 27.1-27.2	Scalp	Dr.Zameer	Projector, Black Board, Chalk	Lecture		
04.03.2025	Tues	9-10	AN 28.1	Facial Muscles	Dr.Poonam	Projector, Black Board, Chalk	Lecture		
05.03.2025	Wed	1.30-2.30	AN 35.1	Deep Cervical Fascia	Dr.Tushar	Projector, Black Board, Chalk	Lecture		
06.03.2025	Thurs	10-11	AN 31.4,29.1	Lacrimal Apparatus & Sternoclei	Dr.Preeti	Projector, Black Board, Chalk	Lecture		
07.03.2025	Fri	9-10	AN 29.1-29.4	Posterior Triangle	Dr.Zameer	Projector, Black Board, Chalk	Lecture		
08.03.2025	Sat	9-10	ATCOM 1.4	Foundation of Communication	Dr.Ghule, Dr.Raghuraj	Projector, Black Board, Chalk	Lecture		
		2-3	AN 32.1	Anterior Triangle	Dr.Poonam	Projector, Black Board, Chalk	Lecture		
10.03.2025	Mon	10-11	AN 32.2	Carotid & Muscular Triangle	Dr.Zameer	Projector, Black Board, Chalk	Lecture		
11.03.2025	Tues	9-10	AN 28.9	Parotid Gland	Dr.Preeti	Projector, Black Board, Chalk	Lecture		
12.03.2025	Wed	1.30-2.30	AN 32.2	Submental & Digastric Triangle	Dr.Tushar	Projector, Black Board, Chalk	Lecture		
13.03.2025	Thurs	10-11	AN 25.3	Embryo-Fetal Circulation	Dr.Mahajan				
14.03.2025	Fri	<b>Holiday-Dhulivandan</b>							
15.03.2025	Sat	9-10	AN 22.3	Coronary circulation	Dr.Mahajan, Dr.Raghuraj	Projector, Black Board, Chalk	Lecture		
		2-3	AN 35.7	Cranial Nerve 7 <sup>th</sup> & 9 <sup>th</sup>	Dr.Poonam	Projector, Black Board, Chalk	Lecture		

*Dr. Mahajan*  
**PROFESSOR & HOD**  
**Dept. of Anatomy**  
**Dr.Ulhas Patil Medical College**  
**and Hospital, Jalgaon Kh.**



**Godavari Foundation's**  
**DR. ULHAS PATIL MEDICAL COLLEGE & HOSPITAL, JALGAON KH**  
 Recognized by Medical Council of India, Approved by Central Govt. of India, New Delhi,  
 Letter no. MCI-34(41)/2012-med./158127, dated 05/02/2013  
 Affiliated to Maharashtra University of Health Sciences, Nashik [College Code-1306]  
 Jalgaon-Bhusawal Road, NH-6, Jalgaon Kh, Tal. & Dist. Jalgaon 425309  
 Tel. No. (0257)2366657, 2366678 Fax No. 0257-2366648  
 Email ID : dupmcj@yahoo.in Web Site : www.dupmc.ac.in

**Department of Anatomy**  
**Monthly Teaching Schedule CBME 2023**  
**Lectures (March- 2025)**

Date	Day	Time	Competency	Topic	Teacher	AV Aids	TL Method	Remarks
17.03.2025	Mon	10-11	AN 31.1-31.2	Temporal fossa, Muscles of mastication	Dr.Sarika	Projector, Black Board, Chalk	Lecture	
18.03.2025	Tues	9-10	AN 33.3	Temporomandibular joint, Mandibular nerve, otic ganglion	Dr.Sarika	Projector, Black Board, Chalk	Lecture	
		11-12	AN 52.2	Male Reproductive System	Dr.Ghule	Projector, Black Board, Chalk	Lecture	
19.03.2025	Wed	1.30-2.30	AN 34.1-34.2	Submandibular region	Dr.Tushar	Projector, Black Board, Chalk	Lecture	
20.03.2025	Thurs	10-11	ATCOM 1.5	Cadaver as our first Teacher	Dr.Sarika	Projector, Black Board, Chalk	Lecture	
21.03.2025	Fri	9-10	AN 42.2	Back of Neck, Sub occipital triangle	Dr.Zameer	Projector, Black Board, Chalk	Lecture	
22.03.2025	Sat	9-10	ATCOM 1.5	Logbook Topic entry ATCOM module 1.5	Dr.Raghuraj	Projector, Black Board, Chalk	Lecture	
		2-3		Museum Visit Batch-B	Dr.Raghuraj	Projector, Black Board, Chalk	Lecture	
				SVL Batch-A	Dr.Preeti	Projector, Black Board, Chalk	Lecture	
				Research Batch C & D	Dr.Poonam	Projector, Black Board, Chalk	Lecture	
24.03.2025	Mon	10-11	AN 52.2	Female Reproductive System	Dr.Ghule	Projector, Black Board, Chalk	Lecture	
25.03.2025	Tues	9-10	AN 75.5	Karyotyping and genetic counselling	Dr.Sarika	Projector, Black Board, Chalk	Lecture	
26.03.2025	Wed	1.30-2.30	AN 35.2	Thyroid and Parathyroid gland	Dr.Tushar	Projector, Black Board, Chalk	Lecture	
27.03.2025	Thurs	10-11	AN	Embryology-Dev of Face, Palate, Nose	Dr.Mahajan	Projector, Black Board, Chalk	Lecture	
28.03.2025	Fri	9-10	AN 43.4	Embryology-Dev. of pharyngeal arches, Thyroid Tongue	Dr.Mahajan	Projector, Black Board, Chalk	Lecture	
31.03.2025	<b>Holiday -Eid</b>							

*G. Mahajan*  
**PROFESSOR & HOD**  
**Dept. of Anatomy**  
**Dr. Ulhas Patil Medical College**  
**and Hospital, Jalgaon Kh.**



**Godavari Foundation's**  
**DR. ULHAS PATIL MEDICAL COLLEGE & HOSPITAL, JALGAON KH**  
 Recognized by Medical Council of India, Approved by Central Govt. of India, New Delhi,  
 Letter no. MCI-34(41)/2012-med./158127, dated 05/02/2013  
 Affiliated to Maharashtra University of Health Sciences, Nashik [College Code-1306]  
 Jalgaon-Bhusawal Road, NH-6, Jalgaon Kh, Tal. & Dist. Jalgaon 425309  
 Tel. No. (0257)2366657, 2366678 Fax No. 0257-2366648  
 Email ID : dupmcj@yahoo.in Web Site : www.dupmc.ac.in

**Department of Anatomy**  
**Monthly Teaching Schedule CBME 2023**  
**Lectures (April- 2025)**

Date	Day	Time	Competency	Topic	Teacher	AV Aids	TL Method	Remarks
01.04.2025	Tues	9-10		<b>Revision</b>	<b>Dr.Raghuraj</b>	Projector, Black Board, Chalk	Lecture	
<b>2<sup>nd</sup> Terminal Theory &amp; Practical Exam 02.04.2025 to 12.04.2025</b>								
15.04.2025	Tues	9-10	AN 25.3	Embryology Foetal Skull	Dr.Mahajan	Projector, Black Board, Chalk	Lecture	
		11-12	AN 34.1-34.2	Salivary Gland	Dr.Ghule	Projector, Black Board, Chalk	Lecture	
16.04.2025	Wed	1.30-2.30		Revision of Abdomen	Dr.Rakh	Projector, Black Board, Chalk	Lecture	
17.04.2025	Thurs	10.-11		Embryology	Dr.Mahajan	Projector, Black Board, Chalk	Lecture	
		11-12		General Histology of gland	Dr.Ghule	Projector, Black Board, Chalk	Lecture	
18.04.2025	Fri	<b>Holiday –Good Friday</b>						
21.04.2025	Mon	10-11	AN30.4,AN 43.3	Cavernous sinuses & Optic nerve	Dr.Sarika	Projector, Black Board, Chalk	Lecture	
22.04.2025	Tues	9-10	AN 31.1-31.2	Orbit, Extraocular	Dr.Sarika	Projector, Black Board, Chalk	Lecture	
23.04.2025	Wed	1.30-2.30	AN 30.3	Dural Sinuses	Dr.Tushar	Projector, Black Board, Chalk	Lecture	
24.04.2025	Thurs	10-11	AN 37.1	Lateral Wall of Nose	Dr.Sarika	Projector, Black Board, Chalk	Lecture	
25.04.2025	Fri	9-10	AN 38.1-38.3	Larynx	Dr.Sarika	Projector, Black Board, Chalk	Lecture	
26.04.2025	Sat	9-10		Museum Visit Batch –D SVL Batch-C Research Batch A & B	Dr.Raghuraj Dr.Poonam Dr.Zameer	Projector, Black Board, Chalk	Lecture	
		2.30-3.30	AN	Maxillary Nerve ,palatine tonsil	Dr.Zameer	Projector, Black Board, Chalk	Lecture	
		3.30-4.30	AN 36.1-36.5	Pharynx-I	Dr.Poonam	Projector, Black Board, Chalk	Lecture	
28.04.2025	Mon	1.30-2.30	AN 36.1-36.5	Pharynx-II	Dr.Poonam	Projector, Black Board, Chalk	Lecture	
29.04.2028	Tues	9-10	AN 43.4	CNS & Middle Ear	Dr.Mahajan	Projector, Black Board, Chalk	Lecture	
30.04.2025	Wed	<b>Holiday-Akshay Tritiya</b>						


*Dr. Mahajan*  
**PROFESSOR & HOD**  
**Dept. of Anatomy**  
**Dr. Ulhas Patil Medical College**  
**and Hospital, Jalgaon Kh.**



Godavari Foundation's  
**DR. ULHAS PATIL MEDICAL COLLEGE & HOSPITAL, JALGAON KH**  
 Recognized by Medical Council of India, Approved by Central Govt. of India, New Delhi,  
 Letter no. MCI-34(41)/2012-med./158127, dated 05/02/2013  
 Affiliated to Maharashtra University of Health Sciences, Nashik [College Code-1306]  
 Jalgaon-Bhusawal Road, NH-6, Jalgaon Kh, Tal. & Dist. Jalgaon 425309  
 Tel. No. (0257)2366657, 2366678 Fax No. 0257-2366648  
 Email ID : dupmcj@yahoo.in Web Site : www.dupmc.ac.in

**Department of Anatomy**  
**Monthly Teaching Schedule CBME 2023**  
**Lectures (May- 2025)**

Date	Day	Time	Competency	Topic	Teacher	AV Aids	TL Method	Remarks
<b>Holiday –Maharashtra Dim</b>								
02.05.2025	Fri	9-10	AN 36.1	Soft Palate	Dr.Zameer	Projector, Black Board, Chalk	Lecture	
03.05.2025	Sat	9-10	AN 35.2	SDL - Thyroid Gland	Dr.Ghule, Dr.Zameer, Dr.Raghuraj	Projector, Black Board, Chalk	Lecture	
05.05.2025	Mon	10-11	AN 57.1,57.2	Spinal Cord	Dr.Ghule	Projector, Black Board, Chalk	Lecture	
06.05.2025	Tues	9-10	AN 59.1,2,3,	Pons & Mid Brain	Dr.Preeti	Projector, Black Board, Chalk	Lecture	
07.05.2025	Wed	12-12.45	AN 58.1, 58.4	Medulla Oblongata	Dr.Ghule	Projector, Black Board, Chalk	Lecture	
		1.30-2.30	AN 43.4	Tongue	Dr.Ghule		Lecture	
08.05.2025	Thurs	10-11		Embryo-Animation Video	Dr.Ghule	Projector, Black Board, Chalk	Lecture	
09.05.2025	Fri	9-10	AN 60.1,2,3	Cerebellum	Dr.Poonam	Projector, Black Board, Chalk	Lecture	
10.05.2025	Sat	9-10	AN 1.4	Foundation of Communication	Dr.Zameer, Dr.Preeti	Projector, Black Board, Chalk	Lecture	
12.05.2025	Mon	<b>Holiday-Buddha Purnima</b>						
13.05.2025	Tues	9-10	AN 62.2	Cerebrum	Dr.Zameer	Projector, Black Board, Chalk	Lecture	
14.05.2025	Wed	1.30-2.30	AN 62.6	Blood Supply of Brain	Dr.Poonam	Projector, Black Board, Chalk	Lecture	
15.05.2025	Thurs	10-11	AN	Visual & Auditory Pathway	Dr.Preeti	Projector, Black Board, Chalk	Lecture	


  
**PROFESSOR & HOD**  
**Dept. of Anatomy**  
**Dr. Ulhas Patil Medical College**  
**and Hospital, Jalgaon Kh.**



**Godavari Foundation's**  
**DR. ULHAS PATIL MEDICAL COLLEGE & HOSPITAL, JALGAON KH**  
Recognized by Medical Council of India, Approved by Central Govt. of India, New Delhi,  
Letter no. MCI-34(41)/2012-med./158127, dated 05/02/2013  
Affiliated to Maharashtra University of Health Sciences, Nashik [College Code-1306]  
Jalgaon-Bhusawal Road, NH-6, Jalgaon Kh, Tal. & Dist. Jalgaon 425309  
Tel. No. (0257)2366657, 2366678 Fax No. 0257-2366648  
Email ID : dupmcj@yahoo.in Web Site : www.dupmc.ac.in

**Department of Anatomy**  
**Monthly Teaching Schedule CBME 2023**  
**Lectures (May- 2025)**

Date	Day	Time	Competency	Topic	Teacher	AV Aids	TL Method	Remarks
16.05.2025	Fri	9-10	AN 63.1	3 <sup>rd</sup> & 4 <sup>th</sup> ventricle of Brain	Dr.Zameer	Projector, Black Board, Chalk	Lecture	
17.05.2025	Sat	9-10	AN 12.4	ECE- Peripheral nerve	Dr.Zameer, Dr.Poonam	Projector, Black Board, Chalk	Lecture	
19.05.2025	Mon	10-11	AN 64.1	Cerebrum & Cerebellum	Dr.Ghule	Projector, Black Board, Chalk	Lecture	
20.05.2025	Tues	9-10	AN 63.1,62.3	White Matter of cerebrum	Dr.Poonam	Projector, Black Board, Chalk	Lecture	
21.05.2025	Wed	1.30-2.30	AN 62.4,62.5	Limbic system & Thalamus	Dr.Tushar	Projector, Black Board, Chalk	Lecture	
22.05.2025	Thurs	10-11	AN 62.5,63.1	Hypothalamus and Lateral ventricle	Dr.Zameer	Projector, Black Board, Chalk	Lecture	
23.05.2025	Fri	9-10		Revision of Brain	Dr.Zameer	Projector, Black Board, Chalk	Lecture	
<b>25.05.2025 To 31.05.2025 Summer Vacation</b>								

  
**PROFESSOR & HOU**  
**Dept. of Anatomy**  
**Dr.Ulhas Patil Medical College**  
**and Hospital, Jalgaon Kh.**




**Godavari Foundation's**  
**DR. ULHAS PATIL MEDICAL COLLEGE & HOSPITAL, JALGAON KH**  
 Recognized by Medical Council of India, Approved by Central Govt. of India, New Delhi,  
 Letter no. MCI-34(41)/2012-med./158127, dated 05/02/2013  
 Affiliated to Maharashtra University of Health Sciences, Nashik [College Code-1306]  
 Jalgaon-Bhusawal Road, NH-6, Jalgaon Kh, Tal. & Dist. Jalgaon 425309  
 Tel. No. (0257)2366657, 2366678 Fax No. 0257-2366648  
 Email ID : dupmcj@yahoo.in Web Site : www.dupmc.ac.in

**Department of Anatomy**  
**Monthly Teaching Schedule CBME 2024**  
**Lectures (June- 2025)**  
**Batch 2024**

Date	Day	Time	Competency	Topic	Teacher	AV Aids	TL Method	Remarks
02.06.2025	Mon	10-11	AN 13.7	Demonstration & muscles testing of upper limb	Dr.Sarika	Projector, Black Board, Chalk	Lecture	
		1.30-2.30	AN 26.1	Revision of Skull	Dr.Raghuraj	Projector, Black Board, Chalk	Lecture	
03.06.2025	Tues	9-10	AN 18.6	Knee Joint	Dr.Sarika	Projector, Black Board, Chalk	Lecture	
04.06.2025	Wed	1.30-2.30	AN 20.5	Explain an Anatomical base of varicose vein & deep vein thrombosis	Dr.Tushar	Projector, Black Board, Chalk	Lecture	
05.06.2025	Thurs	10-11	AN 30.4	Revision of Cavernous sinuses	Dr.Sarika	Projector, Black Board, Chalk	Lecture	
06.06.2025	Fri	9-10	AN 28.9	Clinical Anatomy of Parotid gland	Dr.Raghuraj	Projector, Black Board, Chalk	Lecture	
09.06.2025	Mon	10-11	AN 64.1	Cerebrum ,Cerebellum, SC junction	Dr.Ghule	Projector, Black Board, Chalk	Lecture	
10.06.2025	Tues	9-10	AN 56.1	Meninges & It's modification	Dr.Preeti	Projector, Black Board, Chalk	Lecture	
11.06.2025	Wed	1.30-2.30	AN 62.4,62.5	Limbic system & Thalamus revision	Dr.Tushar	Projector, Black Board, Chalk	Lecture	
12.06.2025	Thurs	10-11	AN 62.5,63.1	Hypothalamus & lateral ventricle	Dr.Zameer	Projector, Black Board, Chalk	Lecture	
13.06.2025	Fri	9-10	AN 63.1,62.3	White matter of cerebrum revision	Dr.Poonam	Projector, Black Board, Chalk	Lecture	
16.06.2025	Mon	10-11	AN68.1	Ganglia with revision of all slides-49	Dr.Ghule	Projector, Black Board, Chalk	Lecture	
17.06.2025	Tues	9-10	AN 59.4	Anatomical basis of applied anatomy of pons	Dr.Sarika	Projector, Black Board, Chalk	Lecture	
18.06.2025	Wed	1.30-2.30	AN 43.4	Revision of Tongue & it's applied	Dr.Tushar	Projector, Black Board, Chalk	Lecture	
19.06.2025	Thurs	10-11	AN11.5,6	Anastomosis around elbow joint & it's applied	Dr.Sarika	Projector, Black Board, Chalk	Lecture	
20.06.2025	Fri	9-10		Revision of Brain	Dr.Zameer	Projector, Black Board, Chalk	Lecture	

**Preliminary Theory Exam – 23.06.2025 to 04.07.2025**  
**Practical Exam 07.07.2025 to 11.07.2025**



**PROFESSOR & HOD**  
**Dept. of Anatomy**

Dr. Ulhas Patil Medical College  
 and Hospital, Jalgaon Kh.



Godavari Foundation's

**DR. ULHAS PATIL MEDICAL COLLEGE & HOSPITAL, JALGAON KH**

Recognized by Medical Council of India, Approved by Central Govt. of India, New Delhi,

Letter no. MCI-34(41)/2012-med./158127, dated 05/02/2013

Affiliated to Maharashtra University of Health Sciences, Nashik [College Code-1306]

Jalgaon-Bhusawal Road, NH-6, Jalgaon Kh, Tal. & Dist. Jalgaon 425309

Tel. No. (0257)2366657, 2366678 Fax No. 0257-2366648

Email ID : [dupmcj@yahoo.in](mailto:dupmcj@yahoo.in) Web Site : [www.dupmc.ac.in](http://www.dupmc.ac.in)

**Department of Anatomy**  
**Monthly Teaching Schedule CBME Batch- 2024**  
**Dissection – (Nov 2024)**

Date	Day	Time	Topic	Name of Teacher	AV Aids	TL Method	Remarks
06.11.2024	Wed	11-12.45	Dissection Oath	Dr.Mahajan,Dr.Ghule,Dr.Zameer, Dr.Poonam, Dr.Tushar,Dr.Milind,Dr.Shantaram,Dr.Ayush, Dr.Sumeet,Dr.Bhavesh	Camera Aided Video, Dissection Display	Dissection	
07.11.2024	Thurs	11-12.45	Pectoral Region	Dr.Mahajan,Dr.Ghule,Dr.Zameer,Dr.Poonam, Dr.Tushar,Dr.Milind,Dr.Shantaram,Dr.Ayush, Dr.Sumeet,Dr.Bhavesh	Camera Aided Video, Dissection Display	Dissection	
11.11.2024	Mon	11-12.45	Pectoral Region	Dr.Mahajan,Dr.Sarika,Dr.Zameer,Dr.Mukta, Dr.Poonam,Dr.Preeti,Dr.Tushar, Dr.Milind Dr.Shantaram,	Camera Aided Video, Dissection Display	Dissection	
12.11.2024	Tues	11-12.45	Axilla	Dr.Mahajan,Dr.Sarika,Dr.Zameer,Dr.Poonam, Dr.Preeti,Dr.Tushar,Dr.Milind,Dr.Shantaram, Dr.Ayush,Dr.Sumeet,Dr.Bhavesh	Camera Aided Video, Dissection Display	Dissection	
13.11.2024	Wed	11-12.45	Axilla	Dr.Mahajan,Dr.Sarika,Dr.Zameer,Dr.Poonam, Dr.Preeti,Dr.Tushar,Dr.Milind,Dr.Shantaram, Dr.Ayush,Dr.Sumeet,Dr.Bhavesh	Camera Aided Video, Dissection Display	Dissection	
14.11.2024	Thurs	11-12.45	Axilla	Dr.Mahajan,Dr.Sarika,Dr.Zameer,Dr.Poonam, Dr.Preeti,Dr.Tushar,Dr.Milind,Dr.Shantaram, Dr.Ayush,Dr.Sumeet,Dr.Bhavesh	Camera Aided Video, Dissection Display	Dissection	



*Dr. Mahajan*  
**PROFESSOR & HOD**  
**Dept. of Anatomy**  
**Dr. Ulhas Patil Medical College**  
**and Hospital, Jalgaon Kh.**



Godavari Foundation's

**DR. ULHAS PATIL MEDICAL COLLEGE & HOSPITAL, JALGAON KH**

Recognized by Medical Council of India, Approved by Central Govt. of India, New Delhi,

Letter no. MCI-34(41)/2012-med./158127, dated 05/02/2013

Affiliated to Maharashtra University of Health Sciences, Nashik [College Code-1306]

Jalgaon-Bhusawal Road, NH-6, Jalgaon Kh, Tal. & Dist. Jalgaon 425309

Tel. No. (0257)2366657, 2366678 Fax No. 0257-2366648

Email ID : [dupmcj@yahoo.in](mailto:dupmcj@yahoo.in) Web Site : [www.dupmc.ac.in](http://www.dupmc.ac.in)

**Department of Anatomy**

**Monthly Teaching Schedule CBME Batch- 2024**

**Dissection – (Nov- 2024)**

Date	Day	Time	Topic	Name of Teacher	AV Aids	TL Method	Remark
15.11.2024	<b>Holiday Gurunanak Jayanti</b>						
19.11.2024	Tue	11-12.45	Axilla	Dr.Mahajan,Dr.Sarika,Dr.Rakh,Dr.Mukta, Dr.Poonam,Dr.Preeti,Dr.Tushar, Dr.Manish Dr.Milind,Dr.Shantaram,Dr.Ayush, Dr.Sumeet,Dr.Bhaves	Camera Aided Video, Dissection Display	Dissection	
20.11.2024	<b>Election 2024</b>						
21.11.2024	Thurs	11-12.45	Back & Scapular Region	Dr.Mahajan,Dr.Sarika,Dr.Rakh,Dr.Zameer, Dr.Mukta,Dr.Poonam,Dr.Preeti,Dr.Tushar, Dr.Manish,Dr.Shantaram,Dr.Ayush, Dr.Sumeet,Dr.Bhaves	Camera Aided Video, Dissection Display	Dissection	
25.11.2024	Mon	11-12.45	Cubital Fossa	Dr.Mahajan,Dr.Sarika,Dr.Rakh,Dr.Zameer, Dr.Mukta,Dr.Poonam,Dr.Preeti,Dr.Tushar, Dr.Manish,Dr.Milind,Dr.Shantaram Dr.Ayush,Dr.Sumeet,Dr.Bhaves	Camera Aided Video, Dissection Display	Dissection	
26.11.2024	Tues	11-12.45	Cubital Fossa & Front of Forearm	Dr.Mahajan,Dr.Sarika,Dr.Rakh,Dr.Zameer, Dr.Mukta,Dr.Poonam,Dr.Preeti, Dr.Manish Dr.Milind,Dr.Ayush,Dr.Sumeet,Dr.Bhaves	Camera Aided Video, Dissection Display	Dissection	
27.11.2024	Wed	11-12.45	Front of Forearm & Back of Forearm	Dr.Mahajan,Dr.Rakh,Dr.Zameer, Dr.Mukta Dr.Poonam,Dr.Preeti,Dr.Tushar, Dr.Manish Dr.Milind,Dr.Shantaram,Dr.Ayush, Dr.Sumeet,Dr.Bhaves	Camera Aided Video, Dissection Display	Dissection	
28.11.2024	Thurs	11-12.45	Front of Forearm & Back of Forearm	Dr.Mahajan,Dr.Sarika,Dr.Rakh,Dr.Zameer, Dr.Mukta,Dr.Poonam,Dr.Preeti,Dr.Tushar, Dr.Manish,Dr.Milind,Dr.Shantaram Dr.Sumeet,Dr.Bhaves	Camera Aided Video, Dissection Display	Dissection	

  
**PROFESSOR & HOD**  
 Dept. of Anatomy  
 Dr.Ulhas Patil Medical College  
 and Hospital, Jalgaon Kh.



Godavari Foundation's  
**DR. ULHAS PATIL MEDICAL COLLEGE & HOSPITAL, JALGAON KH**  
Recognized by Medical Council of India, Approved by Central Govt. of India, New Delhi,  
Letter no. MCI-34(41)/2012-med./158127, dated 05/02/2013  
Affiliated to Maharashtra University of Health Sciences, Nashik [College Code-1306]  
Jalgaon-Bhusawal Road, NH-6, Jalgaon Kh, Tal. & Dist. Jalgaon 425309  
Tel. No. (0257)2366657, 2366678 Fax No. 0257-2366648  
Email ID : [dupmcj@yahoo.in](mailto:dupmcj@yahoo.in) Web Site : [www.dupmc.ac.in](http://www.dupmc.ac.in)

**Department of Anatomy**  
**Monthly Teaching Schedule CBME Batch- 2024**  
**Dissection – ( Dec- 2024)**

Date	Day	Time	Topic	Name of Teacher	AV Aids	TL Method	Remarks
02.12.2024	Mon	11-12.45	Palm	Dr.Sarika,Dr.Rakh,Dr.Zameer, Dr.Mukta,Dr.Poonam,Dr.Preeti,Dr.Tushar, Dr.Manish,Dr.Shantaram Dr.Sumeet,Dr.Bhavesh	Camera Aided Video, Dissection Display	Dissection	
03.12.2024	Tues	11-12.45	Palm	Dr.Mahajan,Dr.Sarika,Dr.Rakh,Dr.Zameer, Dr.Poonam,Dr.Preeti,Dr.Tushar, Dr.Manish,Dr.Milind,Dr.Shantaram Dr.Sumeet,	Camera Aided Video, Dissection Display	Dissection	
04.12.2024	Wed	11-12.45	Femoral Triangle	Dr.Mahajan,Dr.Sarika,Dr.Rakh,Dr.Zameer, Dr.Mukta,Dr.Poonam,Dr.Preeti,Dr.Tushar, Dr.Manish,Dr.Milind,Dr.Shantaram Dr.Sumeet,Dr.Bhavesh	Camera Aided Video, Dissection Display	Dissection	
05.12.2024	Thurs	11-12.45	Anterior Compartment of Thigh	Dr.Mahajan,Dr.Sarika,Dr.Rakh,Dr.Zameer, Dr.Mukta,Dr.Poonam,Dr.Preeti,Dr.Manish Dr.Milind,Dr.ShantaramDr.Bhavesh	Camera Aided Video, Dissection Display	Dissection	
09.12.2024	Mon	11-12.45	Anterior Compartment of Thigh	Dr.Mahajan,Dr.Sarika, Dr.Zameer, Dr.Mukta,Dr.Preeti,Dr.Tushar, Dr.Manish,Dr.Milind,Dr.Shantaram Dr.Sumeet,Dr.Bhavesh	Camera Aided Video, Dissection Display	Dissection	
10.12.2024	Tues	11-12.45	Gluteal Region	Dr.Mahajan,Dr.Sarika,Dr.Rakh,Dr.Zameer, Dr.Mukta, Dr.Preeti,Dr.Tushar, Dr.Manish,Dr.MilindDr.Sumeet,Dr.Bhavesh	Camera Aided Video, Dissection Display	Dissection	


  
**PROFESSOR & HOD**  
Dept. of Anatomy  
Dr.Ulhas Patil Medical College  
and Hospital, Jalgaon Kh,



Godavari Foundation's  
**DR. ULHAS PATIL MEDICAL COLLEGE & HOSPITAL, JALGAON KH**  
Recognized by Medical Council of India, Approved by Central Govt. of India, New Delhi,  
Letter no. MCI-34(41)/2012-med./158127, dated 05/02/2013  
Affiliated to Maharashtra University of Health Sciences, Nashik [College Code-1306]  
Jalgaon-Bhusawal Road, NH-6, Jalgaon Kh, Tal. & Dist. Jalgaon 425309  
Tel. No. (0257)2366657, 2366678 Fax No. 0257-2366648  
Email ID : [dupmcj@yahoo.in](mailto:dupmcj@yahoo.in) Web Site : [www.dupmc.ac.in](http://www.dupmc.ac.in)

**Department of Anatomy**  
**Monthly Teaching Schedule CBME Batch- 2024**  
**Dissection – ( Dec- 2024)**

Date	Day	Time	Topic	Name of Teacher	AV Aids	TL Method	Remarks
11.12.2024	Wed	11-12.45	Gluteal Region, back of thigh	Dr.Sarika,Dr.Rakh,Dr.Zameer,Dr.Mukta,Dr.Poonam,Dr.Preeti,Dr.Tushar,Dr.Manish,Dr.Milind,Dr.ShantaramDr.Sumeet,Dr.Bhavesh	Camera Aided Video, Dissection Display	Dissection	
12.12.2024	Thurs	11-12.45	Popliteal fossa	Dr.Mahajan,Dr.Rakh,Dr.Zameer,Dr.Mukta,Dr.Poonam,Dr.Preeti,Dr.Tushar,Dr.Manish,Dr.Milind,Dr.ShantaramDr.Sumeet,Dr.Bhavesh	Camera Aided Video, Dissection Display	Dissection	
16.12.2024	Mon	11-12.45	Popliteal fossa	Dr.Mahajan,Dr.Sarika,Dr.Rakh,Dr.Zameer,Dr.Mukta,Dr.Poonam,Dr.Preeti,Dr.Manish,Dr.Milind,Dr.ShantaramDr.Bhavesh	Camera Aided Video, Dissection Display	Dissection	
17.12.2024	Tues	11-12.45	Posterior compartment of leg	Dr.Mahajan,Dr.Sarika,Dr.Zameer,Dr.Mukta,Dr.Poonam,Dr.Preeti,Dr.Tushar,Dr.Manish,Dr.Milind,Dr.ShantaramDr.Sumeet,Dr.Bhavesh	Camera Aided Video, Dissection Display	Dissection	
18.12.2024	Wed	11-12.45	Posterior compartment of leg	Dr.Mahajan,Dr.Sarika,Dr.Rakh,Dr.Zameer,Dr.Mukta,Dr.Poonam,Dr.Preeti,Dr.Tushar,Dr.Milind,Dr.ShantaramDr.Sumeet	Camera Aided Video, Dissection Display	Dissection	
19.12.2024	Thurs	11-12.45	Sole	Dr.Sarika,Dr.Rakh,Dr.Zameer,Dr.Mukta,Dr.Poonam,Dr.Preeti,Dr.Tushar,Dr.Manish,Dr.Milind,Dr.ShantaramDr.Bhavesh	Camera Aided Video, Dissection Display	Dissection	

  
**PROFESSOR & HOD**  
**Dept. of Anatomy**  
Dr. Ulhas Patil Medical College  
and Hospital Jalgaon Kh.



Godavari Foundation's  
**DR. ULHAS PATIL MEDICAL COLLEGE & HOSPITAL, JALGAON KH**  
Recognized by Medical Council of India, Approved by Central Govt. of India, New Delhi,  
Letter no. MCI-34(41)/2012-med./158127, dated 05/02/2013  
Affiliated to Maharashtra University of Health Sciences, Nashik [College Code-1306]  
Jalgaon-Bhusawal Road, NH-6, Jalgaon Kh, Tal. & Dist. Jalgaon 425309  
Tel. No. (0257)2366657, 2366678 Fax No. 0257-2366648  
Email ID : dupmcj@yahoo.in Web Site : www.dupmc.ac.in

**Department of Anatomy**  
**Monthly Teaching Schedule CBME Batch- 2024**  
**Dissection – ( Dec- 2024)**

Date	Day	Time	Topic	Name of Teacher	AV Aids	TL Method	Remarks
23.12.2024	Mon	11-12.45	Sole-I	Dr.Mahajan,Dr.Sarika,Dr.Rakh,Dr.Mukta,Dr.Preeti,Dr.Tushar,Dr.Manish,Dr.Milind,Dr.ShantaramDr.Sumeet,Dr.Bhavesh	Camera Aided Video, Dissection Display	Dissection	
24.12.2024	Tues	11-12.45	Anterior Abdominal Wall	Dr.Mahajan,Dr.Sarika,Dr.Rakh, Dr.Mukta, Dr.Preeti,Dr.Tushar,Dr.Milind,Dr.Shantaram Dr.SumeetDr.Bhavesh	Camera Aided Video, Dissection Display	Dissection	
25.12.2024				<b>Holiday-Christmas</b>			
26.12.2024	Thurs	11-12.45	Muscles of abdomen & Rectus Sheath	Dr.Mahajan,Dr.Sarika,Dr.Zameer,Dr.Mukta, Dr.Preeti,Dr.Tushar,Dr.Manish,Dr.Milind,Dr.ShantaramDr.Sumeet	Camera Aided Video, Dissection Display	Dissection	
30.12.2024	Mon	11-12.45	Inguinal Canal	Dr.Mahajan,Dr.Sarika,Dr.Rakh,Dr.Zameer, Dr.Mukta, Dr.Preeti,Dr.Tushar,Dr.Manish, Dr.ShantaramDr.Sumeet,Dr.Bhavesh	Camera Aided Video, Dissection Display	Dissection	
31.12.2024	Tues	11-12.45	Inguinal Canal	Dr.Mahajan,Dr.Sarika,Dr.Rakh,Dr.Zameer, Dr.MuktaDr.Preeti,Dr.Tushar,Dr.Manish,Dr.Milind,Dr.ShantaramDr.Sumeet,Dr.Bhavesh	Camera Aided Video, Dissection Display	Dissection	

*Atabani*  
**PROFESSOR & HOD**  
**Dept. of Anatomy**  
**Dr. Ulhas Patil Medical College**  
**and Hospital, Jalgaon Kh.**



Godavari Foundation's  
**DR. ULHAS PATIL MEDICAL COLLEGE & HOSPITAL, JALGAON KH**  
Recognized by Medical Council of India, Approved by Central Govt. of India, New Delhi,  
Letter no. MCI-34(41)/2012-med./158127, dated 05/02/2013  
Affiliated to Maharashtra University of Health Sciences, Nashik [College Code-1306]  
Jalgaon-Bhusawal Road, NH-6, Jalgaon Kh, Tal. & Dist. Jalgaon 425309  
Tel. No. (0257)2366657, 2366678 Fax No. 0257-2366648  
Email ID : [dupmcj@yahoo.in](mailto:dupmcj@yahoo.in) Web Site : [www.dupmc.ac.in](http://www.dupmc.ac.in)

**Department of Anatomy**  
**Monthly Teaching Schedule CBME Batch- 2024**  
**Dissection – ( Jan- 2025)**

Date	Day	Time	Topic	Name of Teacher	AV Aids	TL Method	Remarks
01.01.2025	Wed	11-12.45	Testis	Dr.Mahajan,Dr.Sarika,Dr.Zameer,Dr.Poonam, Dr.Rakh,Dr.Mukta,Dr.Preeti,Dr.Tushar, Dr.Manish,Dr.Milind, Dr.Shantaram Dr.Sumeet,Dr.Bhavesh,Dr.Ayush	Camera Aided Video, Dissection Display	Dissection	
02.01.2025	Thurs	11-12.45	Peritoneum & Testis	Dr.Mahajan,Dr.Sarika,Dr.Zameer,Dr.Poonam, Dr.Rakh,Dr.Mukta,Dr.Preeti,Dr.Tushar, Dr.Manish,Dr.Milind, Dr.Shantaram	Camera Aided Video, Dissection Display	Dissection	
06.01.2025	Mon	11-12.45	Relation of Stomach	Dr.Mahajan,Dr.Sarika,Dr.Zameer,Dr.Poonam, Dr.Rakh,Dr.Mukta,Dr.Preeti,Dr.Tushar, Dr.Manish,Dr.Milind, Dr.Shantaram	Camera Aided Video, Dissection Display		
07.01.2025	Tues	11-12.45	Gall Bladder	Dr.Mahajan,Dr.Sarika,Dr.Zameer,Dr.Poonam, Dr.Rakh,Dr.Mukta,Dr.Preeti,Dr.Tushar, Dr.Manish,Dr.Milind, Dr.Shantaram	Camera Aided Video, Dissection Display	Dissection	
08.01.2025	Wed	11-12.45	Gall Bladder	Dr.Mahajan,Dr.Sarika,Dr.Zameer,Dr.Poonam, Dr.Rakh,Dr.Mukta,Dr.Preeti,Dr.Tushar, Dr.Manish,Dr.Milind, Dr.Shantaram	Camera Aided Video, Dissection Display	Dissection	
09.01.2025	Thurs	11-12.45	Liver	Dr.Mahajan,Dr.Sarika,Dr.Zameer,Dr.Poonam, Dr.Rakh,Dr.Mukta,Dr.Preeti,Dr.Tushar, Dr.Manish,Dr.Milind, Dr.Shantaram Dr.Sumeet,Dr.Bhavesh,Dr.Ayush	Camera Aided Video, Dissection Display	Dissection	

*Ataham*  
**PROFESSOR & HOD**  
**Dept. of Anatomy**  
**Dr.Ulhas Patil Medical College**  
**and Hospital, Jalgaon Kh.**



Godavari Foundation's  
**DR. ULHAS PATIL MEDICAL COLLEGE & HOSPITAL, JALGAON KH**  
Recognized by Medical Council of India, Approved by Central Govt. of India, New Delhi,  
Letter no. MCI-34(41)/2012-med./158127, dated 05/02/2013  
Affiliated to Maharashtra University of Health Sciences, Nashik [College Code-1306]  
Jalgaon-Bhusawal Road, NH-6, Jalgaon Kh, Tal. & Dist. Jalgaon 425309  
Tel. No. (0257)2366657, 2366678 Fax No. 0257-2366648  
Email ID : [dupmci@yahoo.in](mailto:dupmci@yahoo.in) Web Site : [www.dupmc.ac.in](http://www.dupmc.ac.in)

**Department of Anatomy**  
**Monthly Teaching Schedule CBME Batch- 2024**  
**Dissection – ( Jan- 2025)**

Date	Day	Time	Topic	Name of Teacher	AV Aids	TL Method	Remarks
13.01.2025	Mon	11-12.45	Liver	Dr.Mahajan,Dr.Sarika,Dr.Zameer,Dr.Poonam, Dr.Rakh,Dr.Mukta,Dr.Preeti,Dr.Tushar, Dr.Manish,Dr.Milind, Dr.Shantaram Dr.Sumeet,Dr.Bhavesh,Dr.Ayush	Camera Aided Video, Dissection Display	Dissection	
14.01.2025	Tues	11-12.45	Stomach	Dr.Mahajan,Dr.Sarika,Dr.Zameer,Dr.Poonam, Dr.Rakh,Dr.Mukta,Dr.Preeti,Dr.Tushar, Dr.Manish,Dr.Milind, Dr.Shantaram	Camera Aided Video, Dissection Display	Dissection	
15.01.2025	Wed	11-12.45	Pancreas	Dr.Mahajan,Dr.Sarika,Dr.Zameer,Dr.Poonam, Dr.Rakh,Dr.Mukta,Dr.Preeti,Dr.Tushar, Dr.Manish,Dr.Milind, Dr.Shantaram	Camera Aided Video, Dissection Display		
16.01.2025	Thurs	11-12.45	Stomach	Dr.Mahajan,Dr.Sarika,Dr.Zameer,Dr.Poonam, Dr.Rakh,Dr.Mukta,Dr.Preeti,Dr.Tushar, Dr.Manish,Dr.Milind, Dr.Shantaram	Camera Aided Video, Dissection Display	Dissection	
20.01.2025	Mon	11-12.45	Revision of Upper Limb & Lower Limb	Dr.Mahajan,Dr.Sarika,Dr.Zameer,Dr.Poonam, Dr.Rakh,Dr.Mukta,Dr.Preeti,Dr.Tushar, Dr.Manish,Dr.Milind, Dr.Shantaram	Camera Aided Video, Dissection Display	Dissection	
21.01.2025	Tues	11-12.45	Revision of Upper Limb & Lower Limb	Dr.Mahajan,Dr.Sarika,Dr.Zameer,Dr.Poonam, Dr.Rakh,Dr.Mukta,Dr.Preeti,Dr.Tushar, Dr.Manish,Dr.Milind, Dr.Shantaram Dr.Sumeet,Dr.Bhavesh,Dr.Ayush	Camera Aided Video, Dissection Display	Dissection	

**I<sup>st</sup> Terminal Theory Exam :-22.01.2025**

**Practical Exam:- 27.01.2025 to 31.01.2025**


  
**PROFESSOR & HOD**  
**Dept. of Anatomy**  
**Dr. Ulhas Patil Medical College**  
**and Hospital, Jalgaon Kh.**



Godavari Foundation's  
**DR. ULHAS PATIL MEDICAL COLLEGE & HOSPITAL, JALGAON KH**  
 Recognized by Medical Council of India, Approved by Central Govt. of India, New Delhi,  
 Letter no. MCI-34(41)/2012-med./158127, dated 05/02/2013  
 Affiliated to Maharashtra University of Health Sciences, Nashik [College Code-1306]  
 Jalgaon-Bhusawal Road, NH-6, Jalgaon Kh, Tal. & Dist. Jalgaon 425309  
 Tel. No. (0257)2366657, 2366678 Fax No. 0257-2366648  
 Email ID : [dupmcj@yahoo.in](mailto:dupmcj@yahoo.in) Web Site : [www.dupmc.ac.in](http://www.dupmc.ac.in)

**Department of Anatomy**  
**Monthly Teaching Schedule CBME Batch- 2024**  
**Dissection – ( Feb- 2025)**

Date	Day	Time	Topic	Name of Teacher	AV Aids	TL Method	Remarks
03.02.2025	Mon	11-12.45	Intestine	Dr.Mahajan,Dr.Sarika,Dr.Zameer,Dr.Poonam, Dr.Rakh,Dr.Mukta,Dr.Preeti,Dr.Tushar, Dr.Manish,Dr.Milind, Dr.Shantaram Dr.Sumeet,Dr.Bhavesh,Dr.Ayush	Camera Aided Video, Dissection Display	Dissection	
04.02.2025	Tues	11-12.45	Kidney	Dr.Mahajan,Dr.Sarika,Dr.Zameer,Dr.Poonam, Dr.Rakh,Dr.Mukta,Dr.Preeti,Dr.Tushar, Dr.Manish,Dr.Milind, Dr.Shantaram Dr.Sumeet,Dr.Bhavesh,Dr.Ayush	Camera Aided Video, Dissection Display	Dissection	
05.02.2025	Wed	11-12.45	Kidney	,Dr.Sarika,Dr.Zameer,Dr.Poonam,Dr.Rakh,Dr. Mukta,Dr.Preeti,Dr.Tushar, Dr.Manish,Dr.Milind, Dr.Shantaram Dr.Sumeet,Dr.Bhavesh,Dr.Ayush	Camera Aided Video, Dissection Display		
06.02.2025	Thurs	11-12.45	Suprarenal Gland	Dr.Mahajan,Dr.Sarika,Dr.Zameer,Dr.Poonam, Dr.Rakh,Dr.Mukta,Dr.Preeti,Dr.Tushar,Dr.Mili nd, Dr.Shantaram Dr.Sumeet,Dr.Bhavesh,Dr.Ayush	Camera Aided Video, Dissection Display	Dissection	
10.02.2025	Mon	11-12.45	Interior of Duodenum	Dr.Mahajan,Dr.Sarika,Dr.Zameer,Dr.Poonam, Dr.Rakh,Dr.Mukta,Dr.Preeti,Dr.Tushar, Dr.Manish,Dr.Milind, Dr.Shantaram Dr.Sumeet,Dr.Bhavesh,Dr.Ayush	Camera Aided Video, Dissection Display	Dissection	
11.02.2025	Tues	11-12.45	Internal Iliac artery, Uterus	Dr.Mahajan,Dr.Sarika,Dr.Zameer,Dr.Poonam, Dr.Rakh,Dr.Mukta,Dr.Preeti,Dr.Tushar, Dr.Manish,Dr.Milind, Dr.Shantaram Dr.Sumeet,Dr.Ayush	Camera Aided Video, Dissection Display	Dissection	

  
 PROFESSOR & HOD  
**Dept. of Anatomy**  
**Dr. Ulhas Patil Medical College**  
**and Hospital, Jalgaon Kh.**



Godavari Foundation's  
**DR. ULHAS PATIL MEDICAL COLLEGE & HOSPITAL, JALGAON KH**  
 Recognized by Medical Council of India, Approved by Central Govt. of India, New Delhi,  
 Letter no. MCI-34(41)/2012-med./158127, dated 05/02/2013  
 Affiliated to Maharashtra University of Health Sciences, Nashik [College Code-1306]  
 Jalgaon-Bhusawal Road, NH-6, Jalgaon Kh, Tal. & Dist. Jalgaon 425309  
 Tel. No. (0257)2366657, 2366678 Fax No. 0257-2366648  
 Email ID : [dupmcj@yahoo.in](mailto:dupmcj@yahoo.in) Web Site : [www.dupmc.ac.in](http://www.dupmc.ac.in)

**Department of Anatomy**  
**Monthly Teaching Schedule CBME Batch- 2024**  
**Dissection – ( Feb- 2025)**

Date	Day	Time	Topic	Name of Teacher	AV Aids	TL Method	Remarks	
12.02.2025	Wed	11-12.45	Bladder, Uterus	Dr.Mahajan,Dr.Zameer,Dr.Poonam,Dr.Rakh,Dr.Mukta, Dr.Preeti,Dr.Tushar,Dr.Manish,Dr.Milind, Dr.Shantaram Dr.Sumeet,Dr.Bhavesh,Dr.Ayush	Camera Aided Video, Dissection Display	Dissection		
13.02.2025	Thurs	11-12.45	Uterus	Dr.Mahajan,Dr.Sarika,Dr.Zameer,Dr.Poonam,Dr.Rakh, Dr.Mukta,Dr.Preeti,Dr.Tushar,Dr.Manish,Dr.Milind, Dr.Shantaram Dr.Sumeet,Dr.Bhavesh,Dr.Ayush	Camera Aided Video, Dissection Display	Dissection		
17.02.2025	Mon	11-12.45	Introduction to Thorax	Dr.Mahajan,Dr.Sarika,Dr.Rakh,Dr.Mukta,Dr.Preeti, Dr.Tushar,Dr.Manish,Dr.Milind, Dr.Shantaram Dr.Bhavesh,Dr.Ayush	Camera Aided Video, Dissection Display			
18.02.2025	Tues	11-12.45	Introduction to Thorax	Dr.Mahajan,Dr.Sarika,Dr.Poonam,Dr.Mukta,Dr.Preeti, Dr.Tushar,Dr.Manish,Dr.Milind, Dr.Shantaram Dr.Sumeet,Dr.Bhavesh,Dr.Ayush	Camera Aided Video, Dissection Display	Dissection		
19.02.2025	<b>Shivaji Maharaj Jayanti</b>							
20.02.2025	Thurs	11-12.45	Intercostal Space	Dr.Mahajan,Dr.Sarika,Dr.Zameer,Dr.Poonam, Dr.Rakh,Dr.Preeti,Dr.Tushar,Dr.Manish, Dr.Shantaram,Dr.Sumeet,Dr.Bhavesh,Dr.Ayush	Camera Aided Video, Dissection Display	Dissection		
24.02.2025	Mon	11-12.45	Heart	Dr.Sarika,Dr.Zameer,Dr.Poonam,Dr.Rakh,Dr.Preeti,Dr Tushar,Dr.Manish,Dr.MilindDr.Shantaram,Dr.Sumeet, Dr.Bhavesh,Dr.Ayush	Camera Aided Video, Dissection Display	Dissection		

*Attahain*  
**PROFESSOR & HOD**  
**Dept. of Anatomy**  
**Dr.Ulhas Patil Medical College**  
**and Hospital, Jalgaon Kh.**



Godavari Foundation's

**DR. ULHAS PATIL MEDICAL COLLEGE & HOSPITAL, JALGAON KH**

Recognized by Medical Council of India, Approved by Central Govt. of India, New Delhi,

Letter no. MCI-34(41)/2012-med./158127, dated 05/02/2013

Affiliated to Maharashtra University of Health Sciences, Nashik [College Code-1306]

Jalgaon-Bhusawal Road, NH-6, Jalgaon Kh, Tal. & Dist. Jalgaon 425309

Tel. No. (0257)2366657, 2366678 Fax No. 0257-2366648

Email ID : [dupmcj@yahoo.in](mailto:dupmcj@yahoo.in) Web Site : [www.dupmc.ac.in](http://www.dupmc.ac.in)

**Department of Anatomy**

**Monthly Teaching Schedule CBME Batch- 2024**

**Dissection – ( Feb- 2025)**

Date	Day	Time	Topic	Name of Teacher	AV Aids	TL Method	Remarks
25.02.2025	Tues	11-12.45	Bladder, Uterus	Dr.Mahajan,Dr.Sarika,Dr.Zameer,Dr.Poonam, Dr.Rakh,Dr.Preeti,Dr.Tushar,Dr.MilindDr.Shantar am,Dr.Sumeet,Dr.Bhavesh,Dr.Ayush	Camera Aided Video, Dissection Display	Dissection	
27.02.2025	Thurs	11-12.45	Uterus	Dr.Mahajan,Dr.Zameer,Dr.Poonam,Dr.Rakh, Dr.Preeti,Dr.Tushar,Dr.Manish,Dr.Milind Dr.Shantaram,Dr.Sumeet,Dr.Bhavesh,Dr.Ayush	Camera Aided Video, Dissection Display		

*Shantaram*  
PROFESSOR & HOD  
Dept. of Anatomy  
Dr.Ulhas Patil Medical College  
and Hospital, Jalgaon Kh.



Godavari Foundation's  
**DR. ULHAS PATIL MEDICAL COLLEGE & HOSPITAL, JALGAON KH**  
Recognized by Medical Council of India, Approved by Central Govt. of India, New Delhi,  
Letter no. MCI-34(41)/2012-med./158127, dated 05/02/2013  
Affiliated to Maharashtra University of Health Sciences, Nashik [College Code-1306]  
Jalgaon-Bhusawal Road, NH-6, Jalgaon Kh, Tal. & Dist. Jalgaon 425309  
Tel. No. (0257)2366657, 2366678 Fax No. 0257-2366648  
Email ID : [dupmcj@yahoo.in](mailto:dupmcj@yahoo.in) Web Site : [www.dupmc.ac.in](http://www.dupmc.ac.in)

**Department of Anatomy**  
**Monthly Teaching Schedule CBME Batch- 2024**  
**Dissection – ( March- 2025)**

Date	Day	Time	Topic	Name of Teacher	AV Aids	TL Method	Remarks
03.03.2025	Mon	11-12.45	Lung & Heart	Dr.Mahajan,Dr.Sarika,Dr.Zameer,Dr.Poonam, Dr.Rakh,Dr.Preeti,Dr.Tushar,Dr.Manish,Dr.Milind Dr.Shantaram,Dr.Sumeet,Dr.Bhavesh,Dr.Ayush	Camera Aided Video, Dissection Display	Dissection	
04.03.2025	Tues	11-12.45	Lung	Dr.Mahajan,Dr.Sarika,Dr.Zameer,Dr.Poonam, Dr.Rakh,Dr.Preeti,Dr.Tushar,Dr.Manish,Dr.Milind Dr.Shantaram,Dr.Sumeet,Dr.Bhavesh,Dr.Ayush	Camera Aided Video, Dissection Display	Dissection	
05.03.2025	Wed	11-12.45	Revision of Heart	Dr.Mahajan,Dr.Sarika,Dr.Zameer,Dr.Poonam, Dr.Rakh,Dr.Preeti,Dr.Tushar,Dr.Manish,Dr.Milind Dr.Shantaram,Dr.Sumeet,Dr.Bhavesh,Dr.Ayush	Camera Aided Video, Dissection Display	Dissection	
06.03.2025	Thurs	11-12.45	Scalp	Dr.Mahajan,Dr.Sarika,Dr.Zameer,Dr.Poonam, Dr.Rakh,Dr.Preeti,Dr.Tushar,Dr.Manish,Dr.Milind Dr.Shantaram,Dr.Sumeet,Dr.Bhavesh,Dr.Ayush	Camera Aided Video, Dissection Display	Dissection	
10.03.2025	Mon	11-12.45	Face	Dr.Mahajan,Dr.Sarika,Dr.Zameer,Dr.Poonam, Dr.Rakh,Dr.Preeti,Dr.Tushar,Dr.Manish,Dr.Milind Dr.Shantaram,Dr.Sumeet,Dr.Bhavesh	Camera Aided Video, Dissection Display	Dissection	
11.03.2025	Tues	11-12.45	Parotid Gland	Dr.Mahajan,Dr.Sarika,Dr.Zameer,Dr.Poonam, Dr.Rakh,Dr.Preeti,Dr.Tushar,Dr.Manish,Dr.Milind Dr.Shantaram,Dr.Sumeet,Dr.Bhavesh	Camera Aided Video, Dissection Display	Dissection	

  
**PROFESSOR & HOD**  
**Dept. of Anatomy**  
**Dr. Ulhas Patil Medical College**  
**and Hospital, Jalgaon Kh.**



Godavari Foundation's  
**DR. ULHAS PATIL MEDICAL COLLEGE & HOSPITAL, JALGAON KH**  
Recognized by Medical Council of India, Approved by Central Govt. of India, New Delhi,  
Letter no. MCI-34(41)/2012-med./158127, dated 05/02/2013  
Affiliated to Maharashtra University of Health Sciences, Nashik [College Code-1306]  
Jalgaon-Bhusawal Road, NH-6, Jalgaon Kh, Tal. & Dist. Jalgaon 425309  
Tel. No. (0257)2366657, 2366678 Fax No. 0257-2366648  
Email ID : [dupmcj@yahoo.in](mailto:dupmcj@yahoo.in) Web Site : [www.dupmc.ac.in](http://www.dupmc.ac.in)

**Department of Anatomy**  
**Monthly Teaching Schedule CBME Batch- 2024**  
**Dissection – ( March- 2025)**

Date	Day	Time	Topic	Name of Teacher	AV Aids	TL Method	Remarks
12.03.2025	Wed	11-12.45	Posterior Triangle	Dr.Mahajan,Dr.Sarika,Dr.Zameer,Dr.Poonam, Dr.Rakh,Dr.Preeti,Dr.Tushar,Dr.Manish,Dr.Milind Dr.Shantaram,Dr.Sumeet,Dr.Bhavesh	Camera Aided Video, Dissection Display	Dissection	
13.03.2025	Thurs	11-12.45	Posterior Triangle	Dr.Mahajan,Dr.Sarika,Dr.Zameer,Dr.Poonam, Dr.Rakh,Dr.Preeti,Dr.Tushar,Dr.Manish,Dr.Milind Dr.Shantaram,Dr.Sumeet,Dr.Bhavesh	Camera Aided Video, Dissection Display	Dissection	
14.03.2025	<b>Holiday-Dhulivandan</b>						
17.03.2025	Mon	11-12.45	Anterior Triangle	Dr.Mahajan,Dr.Sarika,Dr.Zameer,Dr.Poonam, Dr.Rakh,Dr.Preeti,Dr.Tushar,Dr.Manish,Dr.Milind Dr.Shantaram,Dr.Sumeet,Dr.Bhavesh	Camera Aided Video, Dissection Display	Dissection	
18.03.2025	Tues	11-12.45	Digastric Triangle	Dr.Mahajan,Dr.Sarika,Dr.Zameer,Dr.Poonam, Dr.Rakh,Dr.Preeti,Dr.Tushar,Dr.Manish,Dr.Milind Dr.Shantaram,Dr.Sumeet,Dr.Bhavesh	Camera Aided Video, Dissection Display	Dissection	
19.03.2025	Wed	11-12.45	Infra temporal fossa	Dr.Mahajan,Dr.Sarika,Dr.Zameer,Dr.Poonam, Dr.Rakh,Dr.Preeti,Dr.Tushar,Dr.Manish,Dr.Milind Dr.Shantaram,Dr.Sumeet,Dr.Bhavesh	Camera Aided Video, Dissection Display	Dissection	
20.03.2025	Thurs	11-12.45	Infra temporal fossa	Dr.Mahajan,Dr.Sarika,Dr.Zameer,Dr.Poonam, Dr.Rakh,Dr.Preeti,Dr.Tushar,Dr.Manish,Dr.Milind Dr.Shantaram,Dr.Sumeet,Dr.Bhavesh	Camera Aided Video, Dissection Display	Dissection	

*Attahain*  
**PROFESSOR & HOD**  
**Dept. of Anatomy**  
**Dr. Ulhas Patil Medical College**  
**and Hospital, Jalgaon Kh.**



Godavari Foundation's  
**DR. ULHAS PATIL MEDICAL COLLEGE & HOSPITAL, JALGAON KH**  
Recognized by Medical Council of India, Approved by Central Govt. of India, New Delhi,  
Letter no. MCI-34(41)/2012-med./158127, dated 05/02/2013  
Affiliated to Maharashtra University of Health Sciences, Nashik [College Code-1306]  
Jalgaon-Bhusawal Road, NH-6, Jalgaon Kh, Tal. & Dist. Jalgaon 425309  
Tel. No. (0257)2366657, 2366678 Fax No. 0257-2366648  
Email ID : [dupmcj@yahoo.in](mailto:dupmcj@yahoo.in) Web Site : [www.dupmc.ac.in](http://www.dupmc.ac.in)

**Department of Anatomy**  
**Monthly Teaching Schedule CBME Batch- 2024**  
**Dissection – ( March- 2025)**

Date	Day	Time	Topic	Name of Teacher	AV Aids	TL Method	Remarks
24.03.2025	Mon	11-12.45	Infra temporal fossa	Dr.Mahajan,Dr.Sarika,Dr.Zameer,Dr.Poonam, Dr.Rakh,Dr.Preeti,Dr.Tushar,Dr.Manish,Dr.Milind Dr.Shantaram,Dr.Sumeet,Dr.Bhavesh	Camera Aided Video, Dissection Display	Dissection	
25.03.2025	Tues	11-12.45	Submandibular Region	Dr.Mahajan,Dr.Sarika,Dr.Zameer,Dr.Poonam, Dr.Rakh,Dr.Preeti,Dr.Tushar,Dr.Manish,Dr.Milind Dr.Shantaram,Dr.Sumeet,Dr.Bhavesh	Camera Aided Video, Dissection Display	Dissection	
26.03.2025	Wed	11-12.45	Digastric Triangle	Dr.Mahajan,Dr.Sarika,Dr.Zameer,Dr.Poonam, Dr.Rakh,Dr.Preeti,Dr.Tushar,Dr.Manish,Dr.Milind Dr.Shantaram,Dr.Sumeet,Dr.Bhavesh	Camera Aided Video, Dissection Display	Dissection	
27.03.2025	Thurs	11-12.45	Sub Occipital Triangle	Dr.Mahajan,Dr.Sarika,Dr.Zameer,Dr.Poonam, Dr.Rakh,Dr.Preeti,Dr.Tushar,Dr.Manish,Dr.Milind Dr.Shantaram,Dr.Sumeet,Dr.Bhavesh	Camera Aided Video, Dissection Display	Dissection	
31.03.2025	<b>Holiday Eid</b>						

*Atahar*  
**PROFESSOR & HOD**  
Dept. of Anatomy  
Dr.Ulhas Patil Medical College  
and Hospital, Jalgaon Kh.



Godavari Foundation's  
**DR. ULHAS PATIL MEDICAL COLLEGE & HOSPITAL, JALGAON KH**  
Recognized by Medical Council of India, Approved by Central Govt. of India, New Delhi,  
Letter no. MCI-34(41)/2012-med./158127, dated 05/02/2013  
Affiliated to Maharashtra University of Health Sciences, Nashik [College Code-1306]  
Jalgaon-Bhusawal Road, NH-6, Jalgaon Kh, Tal. & Dist. Jalgaon 425309  
Tel. No. (0257)2366657, 2366678 Fax No. 0257-2366648  
Email ID : [dupmcj@yahoo.in](mailto:dupmcj@yahoo.in) Web Site : [www.dupmc.ac.in](http://www.dupmc.ac.in)

**Department of Anatomy**  
**Monthly Teaching Schedule CBME Batch- 2024**  
**Dissection – ( April- 2025)**

Date	Day	Time	Topic	Name of Teacher	AV Aids	TL Method	Remarks
<b>Second Terminal Theory &amp; Practical Exam 02.04.2025 to 12.04.2025</b>							
<b>14.04.2025 Holiday –Ambedkar Jayanti</b>							
15.04.2025	Tues	12-12.45	Dural Venous Sinuses	Dr.Mahajan,Dr.Sarika,Dr.Zameer,Dr.Poonam, Dr.Rakh,Dr.Preeti,Dr.Tushar,Dr.Manish,Dr.Milind Dr.Shantaram,Dr.Sumeet,Dr.Bhavesh	Camera Aided Video, Dissection Display	Dissection	
16.04.2025	Wed	11-12.45	Removal of Brain & Meninges	Dr.Mahajan,Dr.Sarika,Dr.Zameer,Dr.Poonam, Dr.Rakh,Dr.Preeti,Dr.Tushar,Dr.Manish,Dr.Milind Dr.Shantaram,Dr.Sumeet,Dr.Bhavesh	Camera Aided Video, Dissection Display	Dissection	
17.04.2025	Thurs	11-12.45	Revision of HNF	Dr.Mahajan,Dr.Sarika,Dr.Zameer,Dr.Poonam, Dr.Rakh,Dr.Preeti,Dr.Tushar,Dr.Manish,Dr.Milind Dr.Shantaram,Dr.Sumeet,Dr.Bhavesh	Camera Aided Video, Dissection Display	Dissection	
21.04.2025	Mon	11-12.45	Dissection	Dr.Mahajan,Dr.Sarika,Dr.Zameer,Dr.Poonam, Dr.Rakh,Dr.Preeti,Dr.Tushar,Dr.Manish,Dr.Milind Dr.Shantaram,Dr.Sumeet,Dr.Bhavesh	Camera Aided Video, Dissection Display	Dissection	
22.04.2025	Tues	11-12.45	Cranial Cavity	Dr.Mahajan,Dr.Sarika,Dr.Zameer,Dr.Poonam, Dr.Rakh,Dr.Preeti,Dr.Tushar,Dr.Manish,Dr.Milind Dr.Shantaram,Dr.Sumeet,Dr.Bhavesh	Camera Aided Video, Dissection Display	Dissection	
23.04.2025	Wed	11-12.45	Orbit & Extraocular	Dr.Mahajan,Dr.Sarika,Dr.Zameer,Dr.Poonam, Dr.Rakh,Dr.Preeti,Dr.Tushar,Dr.Manish,Dr.Milind Dr.Shantaram,Dr.Sumeet,Dr.Bhavesh	Camera Aided Video, Dissection Display	Dissection	

  
**PROFESSOR & HOD**  
**Dept. of Anatomy**  
**Dr. Ulhas Patil Medical College**  
**and Hospital, Jalgaon Kh.**



Godavari Foundation's  
**DR. ULHAS PATIL MEDICAL COLLEGE & HOSPITAL, JALGAON KH**  
Recognized by Medical Council of India, Approved by Central Govt. of India, New Delhi,  
Letter no. MCI-34(41)/2012-med./158127, dated 05/02/2013  
Affiliated to Maharashtra University of Health Sciences, Nashik [College Code-1306]  
Jalgaon-Bhusawal Road, NH-6, Jalgaon Kh, Tal. & Dist. Jalgaon 425309  
Tel. No. (0257)2366657, 2366678 Fax No. 0257-2366648  
Email ID : [dupmcj@yahoo.in](mailto:dupmcj@yahoo.in) Web Site : [www.dupmc.ac.in](http://www.dupmc.ac.in)

**Department of Anatomy**  
**Monthly Teaching Schedule CBME Batch- 2024**  
**Dissection – ( April- 2025)**

Date	Day	Time	Topic	Name of Teacher	AV Aids	TL Method	Remarks
24.04.2025	Thurs	11-12.45	Orbit & Extraocular	Dr.Mahajan,Dr.Sarika,Dr.Zameer,Dr.Poonam, Dr.Rakh,Dr.Preeti,Dr.Tushar,Dr.Manish,Dr.Milind Dr.Shantaram,Dr.Sumeet,Dr.Bhavesh	Camera Aided Video, Dissection Display	Dissection	
28.04.2025	Mon	11-12.45	Anatomy Quiz	Dr.Mahajan,Dr.Sarika,Dr.Zameer,Dr.Poonam, Dr.Rakh,Dr.Preeti,Dr.Tushar,Dr.Manish,Dr.Milind Dr.Shantaram,Dr.Sumeet,Dr.Bhavesh	Camera Aided Video, Dissection Display	Dissection	
29.04.2025	Tues	11-12.45	Revision	Dr.Mahajan,Dr.Sarika,Dr.Zameer,Dr.Poonam, Dr.Rakh,Dr.Preeti,Dr.Tushar,Dr.Manish,Dr.Milind Dr.Shantaram,Dr.Sumeet,Dr.Bhavesh	Camera Aided Video, Dissection Display	Dissection	

  
**PROFESSOR & HOD**  
Dept. of Anatomy  
Dr. Ulhas Patil Medical College  
and Hospital, Jalgaon Kh.



Godavari Foundation's

**DR. ULHAS PATIL MEDICAL COLLEGE & HOSPITAL, JALGAON KH**

Recognized by Medical Council of India, Approved by Central Govt. of India, New Delhi,

Letter no. MCI-34(41)/2012-med./158127, dated 05/02/2013

Affiliated to Maharashtra University of Health Sciences, Nashik [College Code-1306]

Jalgaon-Bhusawal Road, NH-6, Jalgaon Kh, Tal. & Dist. Jalgaon 425309

Tel. No. (0257)2366657, 2366678 Fax No. 0257-2366648

Email ID : [dupmcj@yahoo.in](mailto:dupmcj@yahoo.in) Web Site : [www.dupmc.ac.in](http://www.dupmc.ac.in)

**Department of Anatomy**

**Monthly Teaching Schedule CBME Batch- 2024**

**Dissection – ( May- 2025)**

Date	Day	Time	Topic	Name of Teacher	AV Aids	TL Method	Remarks
05.05.2025	Mon	11-12.45	Midline section of HNF	Dr.Poonam,Dr.Preeti,Dr.Sumeet Dr.Bhavesh,Dr.Dhande,Dr.Chaitali	Camera Aided Video, Dissection Display	Dissection	
06.05.2025	Tues	11-12.45	Midline section of HNF	Dr.Poonam,Dr.Preeti,Dr.Sumeet Dr.Bhavesh,Dr.Dhande,Dr.Chaitali	Camera Aided Video, Dissection Display	Dissection	
07.05.2025	Wed	11-12.45	Part Completion Test	Dr.Zameer,Dr.Preeti,Dr.Sumeet Dr.Bhavesh,Dr.Dhande,Dr.Chaitali	Camera Aided Video, Dissection Display	Dissection	
08.05.2025	Thurs	11-12.45	Middle Ear	Dr.Zameer,Dr.Preeti,Dr.Sumeet Dr.Bhavesh,Dr.Dhande,Dr.Chaitali	Camera Aided Video, Dissection Display	Dissection	
12.05.2025	<b>Holiday- Buddha Purnima</b>						
13.05.2025	Tues	11-12.45	Eyeball	Dr.Zameer,Dr.Poonam,Dr.Preeti,Dr.Sumeet Dr.Bhavesh,Dr.Dhande,Dr.Chaitali	Camera Aided Video, Dissection Display	Dissection	
14.05.2025	Wed	11-12.45	Eyeball	Dr.Zameer,Dr.Poonam,Dr.Preeti,Dr.Sumeet Dr.Bhavesh,Dr.Dhande,Dr.Chaitali	Camera Aided Video, Dissection Display	Dissection	

**PROFESSOR & HOD**  
**Dept. of Anatomy**  
**Dr.Ulhas Patil Medical College**  
**and Hospital, Jalgaon Kh.**



Godavari Foundation's

**DR. ULHAS PATIL MEDICAL COLLEGE & HOSPITAL, JALGAON KH**

Recognized by Medical Council of India, Approved by Central Govt. of India, New Delhi,  
Letter no. MCI-34(41)/2012-med./158127, dated 05/02/2013

Affiliated to Maharashtra University of Health Sciences, Nashik [College Code-1306]

Jalgaon-Bhusawal Road, NH-6, Jalgaon Kh, Tal. & Dist. Jalgaon 425309

Tel. No. (0257)2366657, 2366678 Fax No. 0257-2366648

Email ID : [dupmcj@yahoo.in](mailto:dupmcj@yahoo.in) Web Site : [www.dupmc.ac.in](http://www.dupmc.ac.in)

**Department of Anatomy**

**Monthly Teaching Schedule CBME Batch- 2024**

**Dissection – ( May- 2025)**

Date	Day	Time	Topic	Name of Teacher	AV Aids	TL Method	Remarks
15.05.2025	Thurs	11-12.45	Eyeball	Dr.Zameer,Dr.Poonam,Dr.Preeti,Dr.Sumeet Dr.Bhavesh,Dr.Dhande,Dr.Chaitali	Camera Aided Video, Dissection Display	Dissection	
19.05.2025	Mon	11-12.45	Cerebellum	Dr.Zameer,Dr.Poonam,Dr.Bhavesh	Camera Aided Video, Dissection Display	Dissection	
20.05.2025	Tues	11-12.45	Cerebrum	Dr.Zameer,Dr.Poonam,Dr.Bhavesh	Camera Aided Video, Dissection Display	Dissection	
21.05.2025	Wed	11-12.45	Thalamus	Dr.Zameer,Dr.Preeti,Dr.Bhavesh, Dr.Dhande	Camera Aided Video, Dissection Display	Dissection	
22.05.2025	Thurs	11-12.45	Hypothalamus	Dr.Zameer,Dr.Tushar,Dr.Preeti, Dr.Manish,Dr.Bhavesh,Dr.Dhande,	Camera Aided Video, Dissection Display	Dissection	
<b>25.05.2025 To 31.05.2025 Summer Vacation</b>							

  
**PROFESSOR & HOD**  
Dept. of Anatomy  
Dr. Ulhas Patil Medical College  
and Hospital, Jalgaon Kh.



Godavari Foundation's

## DR. ULHAS PATIL MEDICAL COLLEGE & HOSPITAL, JALGAON KH

Recognized by Medical Council of India, Approved by Central Govt. of India, New Delhi,

Letter no. MCI-34(41)/2012-med./158127, dated 05/02/2013

Affiliated to Maharashtra University of Health Sciences, Nashik [College Code-1306]


Jalgaon-Bhusawal Road, NH-6, Jalgaon Kh, Tal. & Dist. Jalgaon 425309

Tel. No. (0257)2366657, 2366678 Fax No. 0257-2366648

Email ID : [dupmcj@yahoo.in](mailto:dupmcj@yahoo.in) Web Site : [www.dupmc.ac.in](http://www.dupmc.ac.in)

### Department of Anatomy Monthly Teaching Schedule CBME Batch- 2024 Dissection – ( June- 2025)

Date	Day	Time	Topic	Name of Teacher	AV Aids	TL Method	Remarks
02.06.2025	Mon	11-12.45	Spinal Cord	Dr.Sarika,Dr.Preeti,Dr.Manish,Dr.Milind, Dr.Shantaram,Dr.Sumeet,Dr.Bhavesh, Dr.Dhande, Dr.Jadhav,Dr.Mauli	Camera Aided Video, Dissection Display	Dissection	
03.06.2025	Tues	11-12.45	Spinal Cord	Dr.Sarika,Dr.Preeti,Dr.Manish,Dr.Milind, Dr.Shantaram,Dr.Sumeet,Dr.Dhande, Dr.Jadhav,Dr.Mauli	Camera Aided Video, Dissection Display	Dissection	
04.06.2025	Wed	11-12.45	Medulla Oblongata	Dr.Sarika,Dr.Preeti,Dr.Manish,Dr.Milind, Dr.Shantaram,Dr.Sumeet,Dr.Dhande, Dr.Jadhav,Dr.Mauli	Camera Aided Video, Dissection Display	Dissection	
05.06.2025	Thurs	11-12.45	Pons	Dr.Sarika,Dr.Preeti,Dr.Manish,Dr.Milind, Dr.Shantaram,Dr.Sumeet,Dr.Dhande, Dr.Jadhav,Dr.Mauli	Camera Aided Video, Dissection Display	Dissection	
09.06.2025	Mon	11-12.45	Mid brain	Dr.Sarika,Dr.Zameer,Dr.Poonam,Dr.Preeti, Dr.Manish,Dr.Milind,Dr.Shantaram,Dr.Sumeet, Dr.Bhavesh,Dr.Dhande, Dr.Jadhav,Dr.Mauli	Camera Aided Video, Dissection Display	Dissection	
10.06.2025	Tues	11-12.45	Cerebrum, Sulci, Guri	Dr.Sarika,Dr.Zameer,Dr.Poonam,Dr.Preeti, Dr.Manish,Dr.Milind,Dr.Shantaram,Dr.Sumeet, Dr.Bhavesh,Dr.Dhande, Dr.Jadhav,Dr.Mauli	Camera Aided Video, Dissection Display	Dissection	
11.06.2025	Wed	11-12.45	Cerebrum, Sulci, Guri	Dr.Sarika,Dr.Zameer,Dr.Poonam,Dr.Preeti, Dr.Manish,Dr.Milind,Dr.Shantaram,Dr.Sumeet, Dr.Bhavesh,Dr.Dhande, Dr.Jadhav,Dr.Mauli	Camera Aided Video, Dissection Display	Dissection	
12.06.2025	Thurs	11-12.45	Brain Ventricle lateral	Dr.Sarika,Dr.Zameer,Dr.Poonam,Dr.Preeti, Dr.Manish,Dr.Milind,Dr.Shantaram,Dr.Sumeet, Dr.Bhavesh,Dr.Dhande,Dr.Jadhav,Dr.Mauli, Dr.Yogesh	Camera Aided Video, Dissection Display	Dissection	

  
**PROFESSOR & HOD**  
**Dept. of Anatomy**  
**Dr. Ulhas Patil Medical College**  
**and Hospital, Jalgaon Kh.**



Godavari Foundation's

**DR. ULHAS PATIL MEDICAL COLLEGE & HOSPITAL, JALGAON KH**

Recognized by Medical Council of India, Approved by Central Govt. of India, New Delhi,

Letter no. MCI-34(41)/2012-med./158127, dated 05/02/2013

Affiliated to Maharashtra University of Health Sciences, Nashik [College Code-1306]

Jalgaon-Bhusawal Road, NH-6, Jalgaon Kh, Tal. & Dist. Jalgaon 425309

Tel. No. (0257)2366657, 2366678 Fax No. 0257-2366648

Email ID : [dupmcj@yahoo.in](mailto:dupmcj@yahoo.in) Web Site : [www.dupmc.ac.in](http://www.dupmc.ac.in)

**Department of Anatomy**

**Monthly Teaching Schedule CBME Batch- 2024**


**Dissection – ( June- 2025)**

Date	Day	Time	Topic	Name of Teacher	AV Aids	TL Method	Remarks
16.06.2025	Mon	11-12.45	Revision of CNS	Dr.Sarika,Dr.Zameer,Dr.Poonam,Dr.Preeti, Dr.Manish,Dr.Milind,Dr.Shantaram,Dr.Sumeet, Dr.Bhavesh,Dr.Dhande,Dr.Jadhav,Dr.Mauli,	Camera Aided Video, Dissection Display	Dissection	
17.06.2025	Tues	11-12.45	Revision of Cerebrum	Dr.Sarika,Dr.Zameer,Dr.Poonam,Dr.Preeti, Dr.Manish,Dr.Milind,Dr.Shantaram,Dr.Sumeet, Dr.Bhavesh,Dr.Dhande,Dr.Jadhav,Dr.Mauli,	Camera Aided Video, Dissection Display	Dissection	
18.06.2025	Wed	11-12.45	Revision of Lower limb & Upper Limb	Dr.Sarika,Dr.Zameer,Dr.Poonam,Dr.Preeti, Dr.Manish,Dr.Milind,Dr.Shantaram,Dr.Sumeet, Dr.Bhavesh,Dr.Dhande,Dr.Jadhav,Dr.Mauli,	Camera Aided Video, Dissection Display	Dissection	
19.06.2025	Thurs	11-12.45	Revision of Lower limb & Upper Limb	Dr.Sarika,Dr.Zameer,Dr.Poonam,Dr.Preeti Dr.Milind,Dr.Shantaram,Dr.Sumeet,Dr.Bhaves h,Dr.Dhande,Dr.Jadhav,Dr.Mauli,	Camera Aided Video, Dissection Display	Dissection	

**Preliminary Theory Exam 23.06.2025 to 04.07.2025**

**Practical Exam 07.07..2025 to 11.07.2025**



  
**PROFESSOR & HOD**  
**Dept. of Anatomy**  
**Dr. Ulhas Patil Medical College**  
**and Hospital, Jalgaon Kh.**



Godavari Foundation's  
**DR. ULHAS PATIL MEDICAL COLLEGE & HOSPITAL, JALGAON KH**  
Recognized by Medical Council of India, Approved by Central Govt. of India, New Delhi,  
Letter no. MCI-34(41)/2012-med./158127, dated 05/02/2013  
Affiliated to Maharashtra University of Health Sciences, Nashik [College Code-1306]  
Jalgaon-Bhusawal Road, NH-6, Jalgaon Kh, Tal. & Dist. Jalgaon 425309  
Tel. No. (0257)2366657, 2366678 Fax No. 0257-2366648  
Email ID : dupmcj@yahoo.in Web Site : www.dupmc.ac.in

Department of Anatomy  
Monthly Teaching Schedule CBME –Batch 2024  
Demonstration-( Nov -2024)

Date	Day	Time	Competency	Topic	Teacher	AV Aids	TL Method	Remark
05.11.2024	Tues	2.30-4.30	AN 8.1 to 8.4	Clavicle	Dr.Zameer,Dr.Deepa	Projector/Black Board/Chalk	Demo	
06.11.2024	Wed	2.30-4.30	AN 8.1 to 8.4	Clavicle	Dr.Zameer,Dr.Deepa	Projector/Black Board/Chalk	Demo	
07.11.2024	Thurs	2.30-4.30	AN 8.1 to 8.4	Clavicle	Dr.Zameer,Dr.Deepa	Projector/Black Board/Chalk	Demo	
08.11.2024	Fri	3.00-4.30	AN 8.1 to 8.4	Clavicle	Dr.Zameer,Dr.Deepa	Projector/Black Board/Chalk	Demo	
12.11.2024	Tues	2.30-4.30	AN 8.4	Scapula	Dr.Poonam,Dr.Surekha	Projector/Black Board/Chalk	Demo	
13.11.2024	Wed	2.30-4.30	AN 8.4	Scapula	Dr.Poonam,Dr.Surekha	Projector/Black Board/Chalk	Demo	
14.11.2024	Thurs	2.30-4.30	AN 8.4	Scapula	Dr.Poonam,Dr.Surekha	Projector/Black Board/Chalk	Demo	
15.11.2024	Fri	2.30-4.30	AN 8.4	Scapula	Dr.Poonam,Dr.Surekha	Projector/Black Board/Chalk	Demo	
19.11.2024	Tues	2.30-4.30	AN 8.1	Humerus	Dr.Raghuraj,Deepa	Projector/Black Board/Chalk	Demo	
21.11.2024	Thurs	2.30-4.30	AN 8.1	Humerus	Dr.Raghuraj,Deepa	Projector/Black Board/Chalk	Demo	
21.11.2024	Thurs	2.30-4.30	AN 8.1	Humerus	Dr.Raghuraj,Deepa	Projector/Black Board/Chalk	Demo	
22.11.2024	Fri	2.30-4.30	AN 8.1	Humerus	Dr.Raghuraj,Deepa	Projector/Black Board/Chalk	Demo	
23.11.2024	Sat	2.30-4.30	AN13.6,13.7, AN 20.7- 20.9	Articulated Hand Radiology & Living Anatomy	Dr.Poonam,Dr.Deepa	Projector/Black Board/Chalk	Demo	
23.11.2024	Sat	2.30-4.30	AN13.6,13.7, AN 20.7- 20.9	Articulated Hand Radiology & Living Anatomy	Dr.Poonam,Dr.Deepa	Projector/Black Board/Chalk	Demo	

*H. Taberian*  
**PROFESSOR & HOD**  
Dept. of Anatomy  
Dr. Ulhas Patil Medical College  
and Hospital, Jalgaon Kh.



Godavari Foundation's  
**DR. ULHAS PATIL MEDICAL COLLEGE & HOSPITAL, JALGAON KH**  
Recognized by Medical Council of India, Approved by Central Govt. of India, New Delhi,  
Letter no. MCI-34(41)/2012-med./158127, dated 05/02/2013  
Affiliated to Maharashtra University of Health Sciences, Nashik [College Code-1306]  
Jalgaon-Bhusawal Road, NH-6, Jalgaon Kh, Tal. & Dist. Jalgaon 425309  
Tel. No. (0257)2366657, 2366678 Fax No. 0257-2366648  
Email ID : [dupmcj@yahoo.in](mailto:dupmcj@yahoo.in) Web Site : [www.dupmc.ac.in](http://www.dupmc.ac.in)

**Department of Anatomy**  
**Monthly Teaching Schedule CBME –Batch 2024**  
**Demonstration-Nov.2024**

Date	Day	Time	Competency	Topic	Teacher	AV Aids	TL Method	Remarks
25.11.2024	Mon	2.30-4.30	AN13.6,13.7, AN 20.7- 20.9	Articulated Hand Radiology & Living Anatomy	Dr.Raghuraj Dr.Surekha	Projector/Black Board/Chalk	Demo	
26.11.2024	Tues	2.30-3.30	AN13.6,13.7, AN 20.7- 20.9	Articulated Hand Radiology & Living Anatomy	Dr.Raghuraj Dr.Surekha	Projector/Black Board/Chalk	Demo	
26.11.2024	Tues	3.30-4.30	AN 8.1	Radius & Ulna	Dr.Zameer Dr.Surekha	Projector/Black Board/Chalk	Demo	
27.11.2024	Wed	2.30-4.30	AN 8.1	Radius & Ulna	Dr.Zameer Dr.Surekha	Projector/Black Board/Chalk	Demo	
28.11.2024	Thurs	2.30-4.30	AN 8.1	Radius & Ulna	Dr.Zameer Dr.Surekha	Projector/Black Board/Chalk	Demo	
29.11.2024	Fri	2.30-4.30	AN 8.1	Radius & Ulna	Dr.Zameer Dr.Surekha	Projector/Black Board/Chalk	Demo	

*Prakashan*  
**PROFESSOR & HOD**  
**Dept. of Anatomy**  
**Dr.Ulhas Patil Medical College**  
**and Hospital, Jalgaon Kh.**



Godavari Foundation's  
**DR. ULHAS PATIL MEDICAL COLLEGE & HOSPITAL, JALGAON KH**  
 Recognized by Medical Council of India, Approved by Central Govt. of India, New Delhi,  
 Letter no. MCI-34(41)/2012-med./158127, dated 05/02/2013  
 Affiliated to Maharashtra University of Health Sciences, Nashik [College Code-1306]  
 Jalgaon-Bhusawal Road, NH-6, Jalgaon Kh, Tal. & Dist. Jalgaon 425309  
 Tel. No. (0257)2366657, 2366678 Fax No. 0257-2366648  
 Email ID : dupmcj@yahoo.in Web Site : www.dupmc.ac.in

**Department of Anatomy**  
**Monthly Teaching Schedule CBME –Batch 2024**  
**Demonstration-Dec.2024**

Date	Day	Time	Competency	Topic	Teacher	AV Aids	TL Method	Remark
03.12.2024	Tues	3.30-4.30	AN 14.1, 14.2	Hip Bone	Dr.Zameer,Deepa	Projector/Black Board/Chalk	Demo	
04.12.2024	Wed	2.30-4.30	AN 14.1, 14.2	Hip Bone	Dr.Zameer,	Projector/Black Board/Chalk	Demo	
05.12.2024	Thurs	2.30-4.30	AN 14.1, 14.2	Hip Bone	Dr.Zameer,Deepa	Projector/Black Board/Chalk	Demo	
06.12.2024	Fri	2.30-4.30	AN 14.1, 14.2	Hip Bone	Dr.Zameer,Deepa	Projector/Black Board/Chalk	Demo	
10.12.2024	Tues	3.30-4.30	AN 14.1-14.3	Femur & Patella	Dr.Raghuraj,Dr.Surekha	Projector/Black Board/Chalk	Demo	
11.12.2024	Wed	2.30-4.30	AN 14.1-14.3	Femur & Patella	Dr.Zameer,Dr.Surekha	Projector/Black Board/Chalk	Demo	
12.12.2024	Thurs	2.30-4.30	AN 14.1-14.3	Femur & Patella	Dr.Zameer,Dr.Surekha	Projector/Black Board/Chalk	Demo	
13.12.2024	Fri	2.30-4.30	AN 14.1-14.3	Femur & Patella	Dr.Zameer,Dr.Surekha	Projector/Black Board/Chalk	Demo	
14.12.2024	Sat	10-11		Logbook Entry-Varicose Vein	Dr.Poonam Dr.Raghuraj	Projector/Black Board/Chalk	Demo	
17.12.2024	Tues	3.30-4.30	AN 14.1-14.3	Tibia & Fibula	Dr.Poonam,Dr.Deepa	Projector/Black Board/Chalk	Demo	
18.12.2024	Wed	2.30-4.30	AN 14.1-14.3	Tibia & Fibula	Dr.Poonam,Dr.Deepa	Projector/Black Board/Chalk	Demo	
19.12.2024	Thurs	2.30-4.30	AN 14.1-14.3	Tibia & Fibula	Dr.Poonam,Dr.Deepa	Projector/Black Board/Chalk	Demo	
20.12.2024	Fri	2.30-4.30	AN 14.1-14.3	Tibia & Fibula	Dr.Poonam,Dr.Deepa	Projector/Black Board/Chalk	Demo	

*S. Talwar*  
**PROFESSOR & HOD**  
 Dept. of Anatomy  
 Dr. Ulhas Patil Medical College  
 and Hospital, Jalgaon



Godavari Foundation's  
**DR. ULHAS PATIL MEDICAL COLLEGE & HOSPITAL, JALGAON KH**  
 Recognized by Medical Council of India, Approved by Central Govt. of India, New Delhi,  
 Letter no. MCI-34(41)/2012-med./158127, dated 05/02/2013  
 Affiliated to Maharashtra University of Health Sciences, Nashik [College Code-1306]  
 Jalgaon-Bhusawal Road, NH-6, Jalgaon Kh, Tal. & Dist. Jalgaon 425309  
 Tel. No. (0257)2366657, 2366678 Fax No. 0257-2366648  
 Email ID : [dupmcj@yahoo.in](mailto:dupmcj@yahoo.in) Web Site : [www.dupmc.ac.in](http://www.dupmc.ac.in)

**Department of Anatomy**  
**Monthly Teaching Schedule CBME –Batch 2024**  
**Demonstration-Dec.2024**

Date	Day	Time	Competency	Topic	Teacher	AV Aids	TL Method	Remark
23.12.2024	Mon	2.30-3.30	AN 14.4	Articulated Foot & Radiology of Upper limb	Dr.Raghuraj,Dr.Surekha	Projector/Black Board/Chalk	Demo	
		3.30-4.30		Seminar	Dr.Preeti	Projector/Black Board/Chalk	Demo	
24.12.2024	Tues	2.30-3.30	AN 14.4	Articulated Foot & Radiology of Upper limb	Dr.Raghuraj,Dr.Surekha	Projector/Black Board/Chalk	Demo	
				Seminar	Dr.Preeti	Projector/Black Board/Chalk	Demo	
26.12.2024	Thurs	2.30-3.30	AN 14.4	Articulated Foot & Radiology of Upper limb	Dr.Raghuraj,Dr.Surekha	Projector/Black Board/Chalk	Demo	
				Seminar	Dr.Preeti	Projector/Black Board/Chalk	Demo	
27.12.2024	Fri	2.30-3.30	AN 14.4	Articulated Foot & Radiology of Upper limb	Dr.Raghuraj,Dr.Surekha	Projector/Black Board/Chalk	Demo	
				Seminar	Dr.Preeti	Projector/Black Board/Chalk	Demo	
28.12.2024	Sat	9-10		Museum Visit-Batch -A	Dr.Raghuraj	Projector/Black Board/Chalk	Demo	
				SVL-Batch B	Dr.Preeti	Projector/Black Board/Chalk	Demo	
				Research Batch C & D	Dr.Zameer	Projector/Black Board/Chalk	Demo	
31.12.2024	Tues	3-4	AN 53.2,50.1, AN 53.4	Sacrum & Lumbar Vertebrae	Dr.Zameer,Deepa	Projector/Black Board/Chalk	Demo	

*U. Patil*  
**PROFESSOR & HOD**  
**Dept. of Anatomy**  
**Dr. Ulhas Patil Medical College**  
**and Hospital, Jalgaon Kh.**



Godavari Foundation's  
**DR. ULHAS PATIL MEDICAL COLLEGE & HOSPITAL, JALGAON KH**  
 Recognized by Medical Council of India, Approved by Central Govt. of India, New Delhi,  
 Letter no. MCI-34(41)/2012-med./158127, dated 05/02/2013  
 Affiliated to Maharashtra University of Health Sciences, Nashik [College Code-1306]  
 Jalgaon-Bhusawal Road, NH-6, Jalgaon Kh, Tal. & Dist. Jalgaon 425309  
 Tel. No. (0257)2366657, 2366678 Fax No. 0257-2366648  
 Email ID : [dupmcj@yahoo.in](mailto:dupmcj@yahoo.in) Web Site : [www.dupmc.ac.in](http://www.dupmc.ac.in)

**Department of Anatomy**  
**Monthly Teaching Schedule CBME –Batch 2024**  
**Demonstration-Jan.2025**

Date	Day	Time	Competency	Topic	Teacher	AV Aids	TL Method	Remark
01.01.2025	Wed	2.30-4.30	AN 53.2,50.1, AN 53.4	Sacrum & Typical Lumbar Vertebrae	Dr.Zameer,Dr.Deepa	Projector/Black Board/Chalk	Demo	
02.01.2025	Thurs	2.30-4.30	AN 53.2,50.1, AN 53.4	Sacrum & Typical Lumbar Vertebrae	Dr.Zameer,Dr.Deepa	Projector/Black Board/Chalk	Demo	
03.01.2025	Fri	2.30-4.30	AN 53.2,50.1, AN 53.4	Sacrum & Typical Lumbar Vertebrae	Dr.Zameer,Dr.Deepa	Projector/Black Board/Chalk	Demo	
04.01.2025	Sat	2.00-3.00	AN 14.1-20.9	Logbook Entry-Infex Batch -A	Dr.Raghuraj	Projector/Black Board/Chalk	Demo	
		3.00-4.00	AN 14.1-20.9	Logbook Entry-Infex Batch -B	Dr.Raghuraj			
07.01.2025	Tues	2.30-4.30	AN 53.2,AN 50.1,2,3 ,4	Pelvic & Atypical Vertebrae	Dr.Preeti, Dr.Surekha	Projector/Black Board/Chalk	Demo	
08.01.2025	Wed	2.30-4.30	AN 53.2,AN 50.1,2,3 ,4	Pelvic & Atypical Vertebrae	Dr.Preeti, Dr.Surekha	Projector/Black Board/Chalk	Demo	
09.01.2025	Thurs	2.30-4.30	AN 53.2,AN 50.1,2,3 ,4	Pelvic & Atypical Vertebrae	Dr.Preeti, Dr.Surekha	Projector/Black Board/Chalk	Demo	
10.01.2025	Fri	2.30-4.30	AN 53.2,AN 50.1,2,3 ,4	Pelvic & Atypical Vertebrae	Dr.Preeti, Dr.Surekha	Projector/Black Board/Chalk	Demo	
11.01.2025	Sat	2.00-3.00	AN 14.1-20.9	Logbook Entry-Infex Batch -C	Dr.Raghuraj	Projector/Black Board/Chalk		
		3.00-4.00	AN 14.1-20.9	Logbook Entry-Infex Batch -D	Dr.Raghuraj	Projector/Black Board/Chalk		

*S. Talwar*  
**PROFESSOR & HOD**  
**Dept. of Anatomy**  
**Dr. Ulhas Patil Medical College**  
**and Hospital, Jalgaon Kh.**



Godavari Foundation's  
**DR. ULHAS PATIL MEDICAL COLLEGE & HOSPITAL, JALGAON KH**  
Recognized by Medical Council of India, Approved by Central Govt. of India, New Delhi,  
Letter no. MCI-34(41)/2012-med./158127, dated 05/02/2013  
Affiliated to Maharashtra University of Health Sciences, Nashik [College Code-1306]  
Jalgaon-Bhusawal Road, NH-6, Jalgaon Kh, Tal. & Dist. Jalgaon 425309  
Tel. No. (0257)2366657, 2366678 Fax No. 0257-2366648  
Email ID : [dupmcj@yahoo.in](mailto:dupmcj@yahoo.in) Web Site : [www.dupmc.ac.in](http://www.dupmc.ac.in)

**Department of Anatomy**  
**Monthly Teaching Schedule CBME –Batch 2024**  
**Demonstration-Jan.2025**

Date	Day	Time	Competency	Topic	Teacher	AV Aids	TL Method	Remark
14.01.2025	Tues	2.30-3.30	AN 55.1 AN 54.1	Living Anatomy & Radiology of Abdomen	Dr.Raghuraj,Dr.Surekha	Projector/Black Board/Chalk	Demo	
		3.30-4.30		Seminar Batch-A	Dr.Poonam			
15.01.2025	Wed	2.30-3.30	AN 55.1 AN 54.1	Living Anatomy & Radiology of Abdomen	Dr.Raghuraj,Dr.Surekha	Projector/Black Board/Chalk	Demo	
		3.30-4.30		Seminar Batch-B	Dr.Poonam			
16.01.2025	Thurs	2.30-3.30	AN 55.1 AN 54.1	Living Anatomy & Radiology of Abdomen	Dr.Raghuraj,Dr.Surekha	Projector/Black Board/Chalk	Demo	
		3.30-4.30		Seminar Batch-C	Dr.Poonam	Projector/Black Board/Chalk	Demo	
17.01.2025	Fri	2.30-3.30	AN 55.1 AN 54.1	Living Anatomy & Radiology of Abdomen	Dr.Raghuraj,Dr.Surekha	Projector/Black Board/Chalk	Demo	
		3.30-4.30		Seminar Batch-D	Dr.Poonam	Projector/Black Board/Chalk	Demo	

**I<sup>st</sup> Terminal Theory Exam: 22.01.2025**

**Practical exam:- 27.01.2025 to 31.01.2025**

*Atapke*  
**PROFESSOR & HOD**  
**Dept. of Anatomy**  
**Dr. Ulhas Patil Medical College**  
**and Hospital, Jalgaon Kh.**



Godavari Foundation's  
**DR. ULHAS PATIL MEDICAL COLLEGE & HOSPITAL, JALGAON KH**  
 Recognized by Medical Council of India, Approved by Central Govt. of India, New Delhi,  
 Letter no. MCI-34(41)/2012-med./158127, dated 05/02/2013  
 Affiliated to Maharashtra University of Health Sciences, Nashik [College Code-1306]  
 Jalgaon-Bhusawal Road, NH-6, Jalgaon Kh, Tal. & Dist. Jalgaon 425309  
 Tel. No. (0257)2366657, 2366678 Fax No. 0257-2366648  
 Email ID : [dupmcj@yahoo.in](mailto:dupmcj@yahoo.in) Web Site : [www.dupmc.ac.in](http://www.dupmc.ac.in)

**Department of Anatomy**  
**Monthly Teaching Schedule CBME –Batch 2024**  
**Demonstration-Feb.2025**

Date	Day	Time	Competency	Topic	Teacher	AV Aids	TL Method	Remark
04.02.2025	Tues	2.30-3.30	AN 21.1	Sternum	Dr.Zameer,Dr.Surekha	Projector/Black Board/Chalk	Demo	
		3.30-4.30		Logbook Entry-Abdomen Clinical Case	Dr.Raghuraj			
05.02.2025	Wed	2.30-3.30	AN 21.1	Sternum	Dr.Zameer,Dr.Surekha	Projector/Black Board/Chalk	Demo	
		3.30-4.30		Logbook Entry-Abdomen Clinical Case	Dr. Raghuraj			
06.02.2025	Thurs	2.30-3.30	AN 21.1	Sternum	Dr.Zameer,Dr.Surekha	Projector/Black Board/Chalk	Demo	
		3.30-4.30		Logbook Entry-Abdomen Clinical Case	Dr. Raghuraj	Projector/Black Board/Chalk	Demo	
07.02.2025	Fri	2.30-3.30	AN 21.1	Sternum	Dr.Zameer,Dr.Surekha	Projector/Black Board/Chalk	Demo	
		3.30-4.30		Logbook Entry-Abdomen Clinical Case	Dr. Raghuraj	Projector/Black Board/Chalk	Demo	
11.02.2025	Tues	2.30-3.30	AN 21.2	Ribs	Dr.Preeti,Dr.Deepa	Projector/Black Board/Chalk	Demo	
		3.30-4.30		Seminar	Dr.Poonam	Projector/Black Board/Chalk		
12.02.2025	Wed	2.30-3.30	AN 21.2	Ribs	Dr.Preeti,Dr.Deepa	Projector/Black Board/Chalk	Demo	
		3.30-4.30		Seminar	Dr.Poonam	Projector/Black Board/Chalk		
13.02.2025	Thurs	2.30-3.30	AN 21.2	Ribs	Dr.Preeti,Dr.Deepa	Projector/Black Board/Chalk	Demo	
		3.30-4.30		Seminar	Dr.Poonam	Projector/Black Board/Chalk		

*Atkari*  
**PROFESSOR & HOD**  
 Dept. of Anatomy  
 Dr. Ulhas Patil Medical College  
 and Hospital, Jalgaon Kh.



**Godavari Foundation's**  
**DR. ULHAS PATIL MEDICAL COLLEGE & HOSPITAL, JALGAON KH**  
Recognized by Medical Council of India, Approved by Central Govt. of India, New Delhi,  
Letter no. MCI-34(41)/2012-med./158127, dated 05/02/2013  
Affiliated to Maharashtra University of Health Sciences, Nashik [College Code-1306]  
Jalgaon-Bhusawal Road, NH-6, Jalgaon Kh, Tal. & Dist. Jalgaon 425309  
Tel. No. (0257)2366657, 2366678 Fax No. 0257-2366648  
Email ID : [dupmcj@yahoo.in](mailto:dupmcj@yahoo.in) Web Site : [www.dupmc.ac.in](http://www.dupmc.ac.in)

**Department of Anatomy**  
**Monthly Teaching Schedule CBME –Batch 2024**  
**Demonstration-Feb.2025**

Date	Day	Time	Competency	Topic	Teacher	AV Aids	TL Method	Remark
14.02.2025	Fri	2.30-3.30	AN 21.2	Ribs	Dr.Preeti,Dr.Deepa	Projector/Black Board/Chalk	Demo	
		3.30-4.30		Seminar	Dr.Poonam	Projector/Black Board/Chalk	Demo	
17.02.2025	Mon	2.30-3.30	AN 21.1,50.1	Thoracic Vertebrae	Dr.Poonam Dr.Surekha	Projector/Black Board/Chalk	Demo	
		3.30-4.30		Logbook Entry-Abdomen & Clinical Case	Dr.Raghuraj	Projector/Black Board/Chalk	Demo	
18.02.2025	Tues	2.30-3.30	AN 21.1,50.1	Thoracic Vertebrae	Dr.Poonam Dr.Surekha	Projector/Black Board/Chalk	Demo	
		3.30-4.30		Logbook Entry-Abdomen & Clinical Case	Dr.Raghuraj	Projector/Black Board/Chalk	Demo	
20.02.2025	Thurs	2.30-3.30	AN 21.1,50.1	Thoracic Vertebrae	Dr.Poonam Dr.Surekha	Projector/Black Board/Chalk	Demo	
		3.30-4.30		Logbook Entry-Abdomen & Clinical Case	Dr.Raghuraj	Projector/Black Board/Chalk	Demo	
21.02.2025	Fri	2.30-3.30	AN 21.1,50.1	Thoracic Vertebrae	Dr.Poonam Dr.Surekha	Projector/Black Board/Chalk	Demo	
		3.30-4.30		Logbook Entry-Abdomen & Clinical Case	Dr.Raghuraj	Projector/Black Board/Chalk	Demo	
24.02.2025	Mon	2.30-4.30	AN 54.1-54.3	Living Anatomy & Radiology of Thorax	Dr.Preeti ,Dr.Deepa	Projector/Black Board/Chalk	Demo	
25.02.2025	Tues	2.30-4.30	AN 54.1-54.3	Living Anatomy & Radiology of Thorax	Dr.Preeti ,Dr.Deepa	Projector/Black Board/Chalk	Demo	
27.02.2025	Thurs	2.30-4.30	AN 54.1-54.3	Living Anatomy & Radiology of Thorax	Dr.Preeti ,Dr.Deepa	Projector/Black Board/Chalk	Demo	
28.02.2025	Fri	2.30-4.30	AN 54.1-54.3	Living Anatomy & Radiology of Thorax	Dr.Preeti ,Dr.Deepa	Projector/Black Board/Chalk	Demo	

*Dr. Ulhas Patil*  
**PROFESSOR & HOD**  
**Dept. of Anatomy**  
**Dr. Ulhas Patil Medical College**  
**and Hospital, Jalgaon Kh.**



Godavari Foundation's  
**DR. ULHAS PATIL MEDICAL COLLEGE & HOSPITAL, JALGAON KH**  
 Recognized by Medical Council of India, Approved by Central Govt. of India, New Delhi,  
 Letter no. MCI-34(41)/2012-med./158127, dated 05/02/2013  
 Affiliated to Maharashtra University of Health Sciences, Nashik [College Code-1306]  
 Jalgaon-Bhusawal Road, NH-6, Jalgaon Kh, Tal. & Dist. Jalgaon 425309  
 Tel. No. (0257)2366657, 2366678 Fax No. 0257-2366648  
 Email ID : [dupmcj@yahoo.in](mailto:dupmcj@yahoo.in) Web Site : [www.dupmc.ac.in](http://www.dupmc.ac.in)

**Department of Anatomy**  
**Monthly Teaching Schedule CBME –Batch 2024**  
**Demonstration-March.2025**

Date	Day	Time	Competency	Topic	Teacher	AV Aids	TL Method	Remark
04.03.2025	Tues	2.30-4.30	AN 26.1-26.2	Norma Verticals, Occipitalis, Frontalis, Lateralis	Dr.Preeti Dr. Surekha	Projector/Black Board/Chalk	Demo	
05.03.2025	Wed	2.30-4.30	AN 26.1-26.2	Norma Verticals, Occipitalis, Frontalis, Lateralis	Dr.Preeti Dr. Surekha	Projector/Black Board/Chalk	Demo	
06.03.2025	Thurs	2.30-4.30	AN 26.1-26.2	Norma Verticals, Occipitalis, Frontalis, Lateralis	Dr.Preeti Dr. Surekha	Projector/Black Board/Chalk	Demo	
07.03.2025	Fri	2.30-4.30	AN 26.1-26.2	Norma Verticals, Occipitalis, Frontalis, Lateralis	Dr.Preeti Dr. Surekha	Projector/Black Board/Chalk	Demo	
10.03.2025	Mon	2.30-3.30	AN 26.3 ,AN 26.4	Mandible & Fetal Skull	Dr.Preeti,Dr.Deepa	Projector/Black Board/Chalk	Demo	
11.03.2025	Tues	2.30-3.30	AN 26.3 ,AN 26.4	Mandible & Fetal Skull	Dr.Preeti,Dr.Deepa	Projector/Black Board/Chalk	Demo	
12.03.2025	Wed	2.30-3.30	AN 26.3 ,AN 26.4	Mandible & Fetal Skull	Dr.Preeti,Dr.Deepa	Projector/Black Board/Chalk	Demo	
13.03.2025	Thurs	2.30-3.30	AN 26.3 ,AN 26.4	Mandible & Fetal Skull	Dr.Preeti,Dr.Deepa	Projector/Black Board/Chalk	Demo	
17.03.2025	Mon	3.30-4.30	AN 26.2	Norma Basalis	Dr.Poonam,Dr.Surekha	Projector/Black Board/Chalk	Demo	
18.03.2025	Tues	2.30-3.30	AN 26.2	Norma Basalis	Dr.Poonam,Dr.Surekha	Projector/Black Board/Chalk	Demo	
		3.30-4.30		Seminar	Dr.Zameer	Projector/Black Board/Chalk	Demo	
19.03.2025	Wed	2.30-3.30	AN 26.2	Norma Basalis	Dr.Poonam,Dr.Surekha	Projector/Black Board/Chalk	Demo	
		3.30-4.30		Seminar	Dr.Zameer	Projector/Black Board/Chalk	Demo	
20.03.2025	Thurs	2.30-3.30	AN 26.2	Norma Basalis	Dr.Poonam,Dr.Surekha	Projector/Black Board/Chalk	Demo	
		3.30-4.30		Seminar	Dr.Zameer	Projector/Black Board/Chalk	Demo	
21.03.2025		3.30-4.30		Seminar	Dr.Zameer	Projector/Black Board/Chalk	Demo	

*P. Poonam*  
**PROFESSOR & HOD**  
**Dept. of Anatomy**  
**Dr. Ulhas Patil Medical College**  
**and Hospital, Jalgaon Kh.**



Godavari Foundation's  
**DR. ULHAS PATIL MEDICAL COLLEGE & HOSPITAL, JALGAON KH**  
Recognized by Medical Council of India, Approved by Central Govt. of India, New Delhi,  
Letter no. MCI-34(41)/2012-med./158127, dated 05/02/2013  
Affiliated to Maharashtra University of Health Sciences, Nashik [College Code-1306]  
Jalgaon-Bhusawal Road, NH-6, Jalgaon Kh, Tal. & Dist. Jalgaon 425309  
Tel. No. (0257)2366657, 2366678 Fax No. 0257-2366648  
Email ID : [dupmcj@yahoo.in](mailto:dupmcj@yahoo.in) Web Site : [www.dupmc.ac.in](http://www.dupmc.ac.in)

**Department of Anatomy**  
**Monthly Teaching Schedule CBME –Batch 2024**  
**Demonstration-March.2025**

Date	Day	Time	Competency	Topic	Teacher	AV Aids	TL Method	Remark
24.03.2025	Mon	2.30-3.30		Embryology Models	Dr.Mahajan	Projector/Black Board/Chalk	Demo	
25.03.2025	Tues	2.30-3.30		Embryology Models	Dr.Mahajan	Projector/Black Board/Chalk	Demo	
		3.30-4.30	AN 26.3	Interior of skull	Dr.Raghuraj,Dr.Deepa	Projector/Black Board/Chalk	Demo	
26.03.2025	Wed	2.30-3.30		Embryology Models	Dr.Mahajan	Projector/Black Board/Chalk	Demo	
		3.30-4.30	AN 26.3	Interior of skull	Dr.Raghuraj,Dr.Deepa	Projector/Black Board/Chalk	Demo	
27.03.2025	Thurs	2.30-3.30		Embryology Models	Dr.Mahajan	Projector/Black Board/Chalk	Demo	
		3.30-4.30	AN 26.3	Interior of skull	Dr.Raghuraj,Dr.Deepa	Projector/Black Board/Chalk	Demo	
28.03.2025	Fri	3.30-4.30	AN 26.3	Interior of skull	Dr.Raghuraj,Dr.Deepa	Projector/Black Board/Chalk	Demo	

  
PROFESSOR & HOD  
Dept. of Anatomy  
Dr.Ulhas Patil Medical College  
and Hospital, Jalgaon Kh.



Godavari Foundation's  
**DR. ULHAS PATIL MEDICAL COLLEGE & HOSPITAL, JALGAON KH**  
 Recognized by Medical Council of India, Approved by Central Govt. of India, New Delhi,  
 Letter no. MCI-34(41)/2012-med./158127, dated 05/02/2013  
 Affiliated to Maharashtra University of Health Sciences, Nashik [College Code-1306]  
 Jalgaon-Bhusawal Road, NH-6, Jalgaon Kh, Tal. & Dist. Jalgaon 425309  
 Tel. No. (0257)2366657, 2366678 Fax No. 0257-2366648  
 Email ID : [dupmcj@yahoo.in](mailto:dupmcj@yahoo.in) Web Site : [www.dupmc.ac.in](http://www.dupmc.ac.in)

**Department of Anatomy**  
**Monthly Teaching Schedule CBME –Batch 2024**  
**Demonstration-April.2025**

Date	Day	Time	Competency	Topic	Teacher	AV Aids	TL Method	Remark
<b>2<sup>nd</sup> Terminal Theory &amp; Practical Exam 02.04.2025 to 12.04.2025</b>								
<b>Holiday –Ambedkar Jayanti</b>								
15.04.2025	Tues	2.30-4.30	AN 43.5	Hyoid bone & Revision of Skull	Dr.Raghuraj,Dr.Surekha	Projector/Black Board/Chalk	Demo	
16.04.2025	Wed	2.30-4.30	AN 43.5	Hyoid bone & Revision of Skull	Dr.Raghuraj,Dr.Surekha	Projector/Black Board/Chalk	Demo	
17.04.2025	Thurs	2.30-4.30	AN 43.5	Hyoid bone & Revision of Skull	Dr.Raghuraj,Dr.Surekha	Projector/Black Board/Chalk	Demo	
21.04.2025	Mon	11.12	AN 43.5	Hyoid bone & Revision of Skull	Dr.Raghuraj,Dr.Surekha	Projector/Black Board/Chalk	Demo	
22.04.2025	Tues	2.30-4.30	AN 38.1-38.3	Radiology ,Living Anatomy of Head ,Neck, Brain	Dr.Poonam,Dr.Deepa	Projector/Black Board/Chalk	Demo	
23.04.2025	Wed	2.30-4.30	AN	Radiology ,Living Anatomy of Head ,Neck, Brain	Dr.Poonam,Dr.Deepa	Projector/Black Board/Chalk	Demo	
24.04.2025	Thurs	2.30-4.30	AN	Radiology ,Living Anatomy of Head ,Neck, Brain	Dr.Poonam,Dr.Deepa	Projector/Black Board/Chalk	Demo	
25.04.2025	Fri	2.30-4.30	AN	Radiology ,Living Anatomy of Head ,Neck, Brain	Dr.Poonam,Dr.Deepa	Projector/Black Board/Chalk	Demo	
28.04.2025	Mon	2.30-4.30	AN	Midline Section of HNF	Dr.Raghuraj,Dr.Surekha	Projector/Black Board/Chalk	Demo	
29.04.2025	Tues	2.30-4.30	AN	Midline Section of HNF	Dr.Raghuraj,Dr.Surekha	Projector/Black Board/Chalk	Demo	
30.04.2025	<b>Holiday-Akshay Tritiya</b>							


*Atcharya*  
 PROFESSOR & HOD  
 Dept. of Anatomy  
 Dr. Ulhas Patil Medical College  
 and Hospital, Jalgaon Kh.



Godavari Foundation's  
**DR. ULHAS PATIL MEDICAL COLLEGE & HOSPITAL, JALGAON KH**  
Recognized by Medical Council of India, Approved by Central Govt. of India, New Delhi,  
Letter no. MCI-34(41)/2012-med./158127, dated 05/02/2013  
Affiliated to Maharashtra University of Health Sciences, Nashik [College Code-1306]  
Jalgaon-Bhusawal Road, NH-6, Jalgaon Kh, Tal. & Dist. Jalgaon 425309  
Tel. No. (0257)2366657, 2366678 Fax No. 0257-2366648  
Email ID : [dupmcj@yahoo.in](mailto:dupmcj@yahoo.in) Web Site : [www.dupmc.ac.in](http://www.dupmc.ac.in)

Department of Anatomy  
Monthly Teaching Schedule CBME –Batch 2024  
Demonstration-May.2025

Date	Day	Time	Competency	Topic	Teacher	AV Aids	TL Method	Remark
<b>01.05.2025 Holiday –Maharashtra Din</b>								
02.05.2025	Fri	2.30-4.30	AN 36.1,5	Midline Section of HNF	Dr.Raghuraj,Dr.Surekha	Projector/Black Board/Chalk	Demo	
03.05.2025	Sat	2.30-4.30	AN 36.1,5	Midline Section of HNF	Dr.Raghuraj,Dr.Surekha	Projector/Black Board/Chalk	Demo	
06.05.2025	Tues	2.30-3.30	AN 57.1,5	Spinal Cord	Dr.Poonam, Deepa	Projector/Black Board/Chalk	Demo	
		3.30-4.30		Embryo Model	Dr.Ghule			
07.05.2025	Wed	2.30-3.30	AN 57.1,5	Spinal Cord	Dr.Preeti, Deepa	Projector/Black Board/Chalk	Demo	
		3.30-4.30		Embryo Model	Dr.Ghule			
08.05.2025	Thurs	2.30-3.30	AN 57.1,5	Spinal Cord	Dr.Preeti, Deepa	Projector/Black Board/Chalk	Demo	
		3.30-4.30		Embryo Model	Dr.Ghule			
09.05.2025	Fri	2.30-3.30	AN 57.1,5	Spinal Cord	Dr.Poonam, Deepa	Projector/Black Board/Chalk	Demo	
		3.30-4.30		Embryo Model	Dr.Ghule	Projector/Black Board/Chalk	Demo	


  
**PROFESSOR & HOD**  
Dept. of Anatomy  
Dr. Ulhas Patil Medical College  
and Hospital, Jalgaon Kh.



Godavari Foundation's  
**DR. ULHAS PATIL MEDICAL COLLEGE & HOSPITAL, JALGAON KH**  
Recognized by Medical Council of India, Approved by Central Govt. of India, New Delhi,  
Letter no. MCI-34(41)/2012-med./158127, dated 05/02/2013  
Affiliated to Maharashtra University of Health Sciences, Nashik [College Code-1306]  
Jalgaon-Bhusawal Road, NH-6, Jalgaon Kh, Tal. & Dist. Jalgaon 425309  
Tel. No. (0257)2366657, 2366678 Fax No. 0257-2366648  
Email ID : [dupmcj@yahoo.in](mailto:dupmcj@yahoo.in) Web Site : [www.dupmc.ac.in](http://www.dupmc.ac.in)

**Department of Anatomy**  
**Monthly Teaching Schedule CBME –Batch 2024**  
**Demonstration-May.2025**

Date	Day	Time	Competency	Topic	Teacher	AV Aids	TL Method	Remark
<b>12.05.2025 Holiday –Buddha Purnima</b>								
13.05.2025	Tues	2.30-4.30	AN 64.1	Brain stem & Cerebellum	Dr.Zameer,Dr.Surekha	Projector/Black Board/Chalk	Demo	
14.05.2025	Wed	2.30-4.30	AN 64.1	Brain stem & Cerebellum	Dr.Zameer,Dr.Surekha	Projector/Black Board/Chalk	Demo	
15.05.2025	Thurs	2.30-4.30	AN 64.1	Brain stem & Cerebellum	Dr.Zameer,Dr. Surekha	Projector/Black Board/Chalk	Demo	
16.05.2025	Fri	2.30-4.30	AN 64.1	Brain stem & Cerebellum	Dr.Zameer	Projector/Black Board/Chalk	Demo	
20.05.2025	Tues	2.30-4.30	AN 62.2	Cerebrum demonstration	Dr.Zameer	Projector/Black Board/Chalk	Demo	
21.05.2025	Wed	2.30-4.30	AN 62.2	Cerebrum demonstration	Dr.Zameer	Projector/Black Board/Chalk	Demo	
22.05.2025	Thurs	2.30-4.30	AN 62.2	Cerebrum demonstration	Dr.Zameer	Projector/Black Board/Chalk	Demo	
23.05.2025	Fri	2.30-4.30	AN 62.2	Cerebrum demonstration	Dr.Zameer	Projector/Black Board/Chalk	Demo	
<b>25.05.2025 To 31.05.2025 Summer Vacation</b>								



  
**PROFESSOR & HOD**  
**Dept. of Anatomy**  
**Dr. Ulhas Patil Medical College**  
**and Hospital, Jalgaon Kh.**



Godavari Foundation's  
**DR. ULHAS PATIL MEDICAL COLLEGE & HOSPITAL, JALGAON KH**  
Recognized by Medical Council of India, Approved by Central Govt. of India, New Delhi,  
Letter no. MCI-34(41)/2012-med./158127, dated 05/02/2013  
Affiliated to Maharashtra University of Health Sciences, Nashik [College Code-1306]  
Jalgaon-Bhusawal Road, NH-6, Jalgaon Kh, Tal. & Dist. Jalgaon 425309  
Tel. No. (0257)2366657, 2366678 Fax No. 0257-2366648  
Email ID : [dupmcj@yahoo.in](mailto:dupmcj@yahoo.in) Web Site : [www.dupmc.ac.in](http://www.dupmc.ac.in)

**Department of Anatomy**  
**Monthly Teaching Schedule CBME –Batch 2024**  
**Demonstration-June.2025**

Date	Day	Time	Competency	Topic	Teacher	AV Aids	TL Method	Remark
03.06.2025	Tues	2.30-4.30		Revision of bone of Upper limb & Thorax	Dr.Raghuraj,Dr.Deepa	Projector/Black Board/Chalk	Demo	
04.06.2025	Wed	2.30-4.30		Revision of bone of Upper limb & Thorax	Dr.Raghuraj,Dr.Deepa	Projector/Black Board/Chalk	Demo	
05.06.2025	Thurs	2.30-4.30		Revision of bone of Upper limb & Thorax	Dr.Raghuraj,Dr.Deepa	Projector/Black Board/Chalk	Demo	
06.06.2025	Fri	2.30-4.30		Revision of bone of Upper limb & Thorax	Dr.Raghuraj,Dr.Deepa	Projector/Black Board/Chalk	Demo	
10.06.2025	Tues	2.30-4.30		Revision of bone of Lower limb	Dr.Preeti,Dr.Surekha	Projector/Black Board/Chalk	Demo	
11.06.2025	Wed	2.30-4.30		Revision of bone of Lower limb	Dr.Preeti,Dr.Surekha	Projector/Black Board/Chalk	Demo	
12.06.2025	Thurs	2.30-4.30		Revision of bone of Lower limb	Dr.Preeti,Dr.Surekha	Projector/Black Board/Chalk	Demo	
13.06.2025	Fri	2.30-4.30		Revision of bone of Lower limb	Dr.Preeti,Dr.Surekha	Projector/Black Board/Chalk	Demo	
17.06.2025	Tues	2.30-4.30		Demonstration of Cerebrum	Dr.Poonam, Dr.Deepa	Projector/Black Board/Chalk	Demo	
18.06.2025	Wed	2.30-4.30		Demonstration of Cerebrum	Dr.Poonam, Dr.Deepa	Projector/Black Board/Chalk	Demo	
19.06.2025	Thurs	2.30-4.30		Demonstration of Cerebrum	Dr.Poonam, Dr.Deepa	Projector/Black Board/Chalk	Demo	
20.06.2025	Fri	2.30-4.30		Demonstration of Cerebrum	Dr.Poonam, Dr.Deepa	Projector/Black Board/Chalk	Demo	
<b>Preliminary Theory Exam - 23.06.2025 to 04.07.2025</b> <b>Practical Exam - 07.07.2025 to 11.07.2025</b>								

  
**Department of Anatomy**  
**PROFESSOR & HOD**  
**Dept. of Anatomy**  
**Dr. Ulhas Patil Medical College and Hospital, Jalgaon Kh.**



Godavari Foundation's

**DR. ULHAS PATIL MEDICAL COLLEGE & HOSPITAL, JALGAON KH**

Recognized by Medical Council of India, Approved by Central Govt. of India, New Delhi,

Letter no. MCI-34(41)/2012-med./158127, dated 05/02/2013

Affiliated to Maharashtra University of Health Sciences, Nashik [College Code-1306]

Jalgaon-Bhusawal Road, NH-6, Jalgaon Kh, Tal. & Dist. Jalgaon 425309

Tel. No. (0257)2366657, 2366678 Fax No. 0257-2366648

Email ID : [dupmcj@yahoo.in](mailto:dupmcj@yahoo.in) Web Site : [www.dupmc.ac.in](http://www.dupmc.ac.in)

**Department of Anatomy**

**Monthly Teaching Schedule CBME 2023 -Batch 2024**

**Histology Practical**

**(Nov -2024)**

Date	Day	Time	Competency	Topic	Teacher	AV Aids	TL Method	Remarks
11.11.2024	Tues	11-12.45	AN 65.1, 65.2	Microscope & Cell, Epithelium	Dr.Ghule,Dr.Raghuraj	Microscope/LCD	Practical	
12.11.2024	Wed	11-12.45	AN 65.1, 65.2	Microscope & Cell, Epithelium	Dr.Ghule,Dr.Raghuraj	Microscope/LCD	Practical	
13.11.2024	Thurs	11-12.45	AN 65.1, 65.2	Microscope & Cell, Epithelium	Dr.Ghule,Dr.Raghuraj	Microscope/LCD	Practical	
14.11.2024	Fri	11-12.45	AN 65.1, 65.2	Microscope & Cell, Epithelium	Dr.Ghule,Dr.Raghuraj	Microscope/LCD	Practical	
25.11.2024	Mon	11-12.45	AN 66.1-66.2, AN 67.1	Connective Tissue & Muscular Tissue	Dr.Ghule,Dr.Raghuraj	Microscope/LCD	Practical	
26.11.2024	Tues	11-12.45	AN 66.1-66.2, AN 67.1	Connective Tissue & Muscular Tissue	Dr.Ghule,Dr.Raghuraj	Microscope/LCD	Practical	
27.11.2024	Wed	11-12.45	AN 66.1-66.2, AN 67.1	Connective Tissue & Muscular Tissue	Dr.Ghule,Dr.Raghuraj	Microscope/LCD	Practical	
28.11.2024	Thurs	11-12.45	AN 66.1-66.2, AN 67.1	Connective Tissue & Muscular Tissue	Dr.Ghule,Dr.Raghuraj	Microscope/LCD	Practical	

*Dr. Ghule*  
**PROFESSOR & HOD**  
Department of Anatomy  
Dr. Ulhas Patil Medical College  
and Hospital, Jalgaon Kh.



Godavari Foundation's  
**DR. ULHAS PATIL MEDICAL COLLEGE & HOSPITAL, JALGAON KH**  
Recognized by Medical Council of India, Approved by Central Govt. of India, New Delhi,  
Letter no. MCI-34(41)/2012-med./158127, dated 05/02/2013  
Affiliated to Maharashtra University of Health Sciences, Nashik [College Code-1306]  
Jalgaon-Bhusawal Road, NH-6, Jalgaon Kh, Tal. & Dist. Jalgaon 425309  
Tel. No. (0257)2366657, 2366678 Fax No. 0257-2366648  
Email ID : [dupmcj@yahoo.in](mailto:dupmcj@yahoo.in) Web Site : [www.dupmc.ac.in](http://www.dupmc.ac.in)

Department of Anatomy  
**Monthly Teaching Schedule -Batch 2024**  
**Histology Practical**  
(Dec -2024)

Date	Day	Time	Competency	Topic	Teacher	AV Aids	TL Metho	Remarks
02.12.2024	Mon	11-12.45	AN 71.1& AN 69.1	Bone & Blood Vascular	Dr.Ghule,Dr.Raghuraj	Microscope/LCD	Practical	
03.12.2024	Tues	11-12.45	AN 71.1& AN 69.1	Bone & Blood Vascular	Dr.Ghule,Dr.Raghuraj	Microscope/LCD	Practical	
04.12.2024	Wed	11-12.45	AN 71.1& AN 69.1	Bone & Blood Vascular	Dr.Ghule,Dr.Raghuraj	Microscope/LCD	Practical	
05.12.2024	Thurs	11-12.45	AN 71.1& AN 69.1	Bone & Blood Vascular	Dr.Ghule,Dr.Raghuraj	Microscope/LCD	Practical	
16.12.2024	Mon	11-12.45	AN 66.1, 66.2, AN 68.1	Cartilage & Nervous Tissue	Dr.Ghule,Dr.Raghuraj	Microscope/LCD	Practical	
17.12.2024	Tues	11-12.45	AN 66.1, 66.2, AN 68.1	Cartilage & Nervous Tissue	Dr.Ghule,Dr.Raghuraj	Microscope/LCD	Practical	
18.12.2024	Wed	11-12.45	AN 66.1, 66.2, AN 68.1	Cartilage & Nervous Tissue	Dr.Ghule,Dr.Raghuraj	Microscope/LCD	Practical	
23.12.2024	Mon		AN 66.1, 66.2, AN 68.1	Cartilage & Nervous Tissue	Dr.Ghule,Dr.Raghuraj	Microscope/LCD	Practical	

*Attahara*  
**PROFESSOR & HOD**  
Dept. of Anatomy  
Dr. Ulhas Patil Medical College  
and Hospital, Jalgaon Kh.



Godavari Foundation's  
**DR. ULHAS PATIL MEDICAL COLLEGE & HOSPITAL, JALGAON KH**  
Recognized by Medical Council of India, Approved by Central Govt. of India, New Delhi,  
Letter no. MCI-34(41)/2012-med./158127, dated 05/02/2013  
Affiliated to Maharashtra University of Health Sciences, Nashik [College Code-1306]  
Jalgaon-Bhusawal Road, NH-6, Jalgaon Kh, Tal. & Dist. Jalgaon 425309  
Tel. No. (0257)2366657, 2366678 Fax No. 0257-2366648  
Email ID : [dupmcj@yahoo.in](mailto:dupmcj@yahoo.in) Web Site : [www.dupmc.ac.in](http://www.dupmc.ac.in)

Department of Anatomy  
Monthly Teaching Schedule -Batch 2024  
Histology Practical  
(Dec 2024 & Jan 2025)

Date	Day	Time	Competency	Topic	Teacher	AV Aids	TL Method	Remark
30.12.2024	Mon	11-12.45		Histology Revision	Dr.Ghule,Dr.Raghuraj	Microscope/LCD	Practical	
31.12.2024	Tues	11-12.45		Histology Revision	Dr.Ghule,Dr.Raghuraj	Microscope/LCD	Practical	
01.01.2025	Wed	11-12.45		Histology Revision	Dr.Ghule,Dr.Raghuraj	Microscope/LCD	Practical	
02.01.2025	Thurs	11-12.45		Histology Revision	Dr.Ghule,Dr.Raghuraj	Microscope/LCD	Practical	
06.01.2025	Mon	11-12.45	AN 68.1,2,3,AN 70.1,2,AN 72.1	Nervous & Lymphatic System & Skin	Dr.Ghule,Dr.Raghuraj	Microscope/LCD	Practical	
07.01.2025	Tues	11-12.45	AN 68.1,2,3,AN 70.1,2,AN 72.1	Nervous & Lymphatic System & Skin	Dr.Ghule,Dr.Raghuraj	Microscope/LCD	Practical	
08.01.2025	Wed	11-12.45	AN 68.1,2,3,AN 70.1,2,AN 72.1	Nervous & Lymphatic System & Skin	Dr.Ghule,Dr.Raghuraj	Microscope/LCD	Practical	
09.01.2025	Thurs	11-12.45	AN 68.1,2,3,AN 70.1,2,AN 72.1	Nervous & Lymphatic System & Skin	Dr.Ghule,Dr.Raghuraj	Microscope/LCD	Practical	
<b>I<sup>st</sup> Terminal Theory exam 22.01.2025</b> <b>Practical exam:- 27.01.2025 to 31.01.2025</b>								

*Atahata*  
**PROFESSOR & HOD**  
Dept. of Anatomy  
Dr. Ulhas Patil Medical College  
and Hospital, Jalgaon Kh.



Godavari Foundation's

**DR. ULHAS PATIL MEDICAL COLLEGE & HOSPITAL, JALGAON KH**

Recognized by Medical Council of India, Approved by Central Govt. of India, New Delhi,  
Letter no. MCI-34(41)/2012-med./158127, dated 05/02/2013

Affiliated to Maharashtra University of Health Sciences, Nashik [College Code-1306]

Jalgaon-Bhusawal Road, NH-6, Jalgaon Kh, Tal. & Dist. Jalgaon 425309

Tel. No. (0257)2366657, 2366678 Fax No. 0257-2366648

Email ID : [dupmcj@yahoo.in](mailto:dupmcj@yahoo.in) Web Site : [www.dupmc.ac.in](http://www.dupmc.ac.in)


Department of Anatomy

Monthly Teaching Schedule -Batch 2024

Histology Practical

(Feb 2025)

Date	Day	Time	Competency	Topic	Teacher	AV Aids	TLMethod	Remark
03.02.2025	Mon	11-12.45	AN 52.1	Oesophagus, Stomach Fundic, Pyloric	Dr. Ghule, Dr. Raghuraj	Microscope/LCD	Practical	
04.02.2025	Tues	11-12.45	AN 52.1	Oesophagus, Stomach Fundic, Pyloric	Dr. Ghule, Dr. Raghuraj	Microscope/LCD	Practical	
05.02.2025	Wed	11-12.45	AN 52.1	Oesophagus, Stomach Fundic, Pyloric	Dr. Ghule, Dr. Raghuraj	Microscope/LCD	Practical	
06.02.2025	Thurs	11-12.45	AN 52.1	Oesophagus, Stomach Fundic, Pyloric	Dr. Ghule, Dr. Raghuraj	Microscope/LCD	Practical	
17.02.2025	Mon	11-12.45	AN 52.1	Duodenum, Jejunum, Ileum, Colon, Vermiform Appendix	Dr. Ghule, Dr. Raghuraj	Microscope/LCD	Practical	
18.02.2025	Tues	11-12.45	AN 52.1	Duodenum, Jejunum, Ileum, Colon, Vermiform Appendix	Dr. Ghule, Dr. Raghuraj	Microscope/LCD	Practical	
20.02.2025	Thurs	11-12.45	AN 52.1	Duodenum, Jejunum, Ileum, Colon, Vermiform Appendix	Dr. Ghule, Dr. Raghuraj	Microscope/LCD	Practical	
21.02.2025	Fri	11-12.45	AN 52.1	Duodenum, Jejunum, Ileum, Colon, Vermiform Appendix	Dr. Ghule, Dr. Raghuraj	Microscope/LCD	Practical	
24.02.2025	Mon	11-12.45	AN 52.1	Liver, Pancreas, Gall Bladder	Dr. Ghule, Dr. Raghuraj	Microscope/LCD	Practical	
25.02.2025	Tues	11-12.45	AN 52.1	Liver, Pancreas, Gall Bladder	Dr. Ghule, Dr. Raghuraj	Microscope/LCD	Practical	
27.02.2025	Thurs	11-12.45	AN 52.1	Liver, Pancreas, Gall Bladder	Dr. Ghule, Dr. Raghuraj	Microscope/LCD	Practical	
28.02.2025	Fri	11-12.45	AN 52.1	Liver, Pancreas, Gall Bladder	Dr. Ghule, Dr. Raghuraj	Microscope/LCD	Practical	

  
**PROFESSOR & HOD**  
Dept. of Anatomy  
Dr. Ulhas Patil Medical College  
and Hospital, Jalgaon Kh.



Godavari Foundation's

**DR. ULHAS PATIL MEDICAL COLLEGE & HOSPITAL, JALGAON KH**

Recognized by Medical Council of India, Approved by Central Govt. of India, New Delhi,

Letter no. MCI-34(41)/2012-med./158127, dated 05/02/2013

Affiliated to Maharashtra University of Health Sciences, Nashik [College Code-1306]

Jalgaon-Bhusawal Road, NH-6, Jalgaon Kh, Tal. & Dist. Jalgaon 425309

Tel. No. (0257)2366657, 2366678 Fax No. 0257-2366648

Email ID : [dupmcj@yahoo.in](mailto:dupmcj@yahoo.in) Web Site : [www.dupmc.ac.in](http://www.dupmc.ac.in)

**Department of Anatomy**

**Monthly Teaching Schedule -Batch 2024**

**Histology Practical**

**(March 2025)**

Date	Day	Time	Competency	Topic	Teacher	AV Aids	TLMethod	Remark
10.03.2025	Mon	11-12.45	AN 52.2,AN 25.1	Urinary & Respiratory System	Dr.Ghule,Dr.Raghuraj	Microscope/LCD	Practical	
11.03.2025	Tues	11-12.45	AN 52.2,AN 25.1	Urinary & Respiratory System	Dr.Ghule,Dr.Raghuraj	Microscope/LCD	Practical	
12.03.2025	Wed	11-12.45	AN 52.2,AN 25.1	Urinary & Respiratory System	Dr.Ghule,Dr.Raghuraj	Microscope/LCD	Practical	
13.03.2025	Thurs	11-12.45	AN 52.2,AN 25.1	Urinary & Respiratory System	Dr.Ghule,Dr.Raghuraj	Microscope/LCD	Practical	
18.03.2025	Tues	11-12.45	AN 52.2	Male Reproductive System	Dr.Ghule,Dr.Raghuraj	Microscope/LCD	Practical	
19.03.2025	Wed	11-12.45	AN 52.2	Male Reproductive System	Dr.Ghule,Dr.Raghuraj	Microscope/LCD	Practical	
20.03.2025	Thurs	11-12.45	AN 52.2	Male Reproductive System	Dr.Ghule,Dr.Raghuraj	Microscope/LCD	Practical	
21.03.2025	Fri	3.30-4.30	AN 52.2	Male Reproductive System	Dr.Ghule,Dr.Raghuraj	Microscope/LCD	Practical	
24.03.2025	Mon	11-12.45	AN 52.2	Female Reproductive System	Dr.Ghule,Dr.Raghuraj	Microscope/LCD	Practical	
25.03.2025	Tues	11-12.45	AN 52.2	Female Reproductive System	Dr.Ghule,Dr.Raghuraj	Microscope/LCD	Practical	
26.03.2025	Wed	11-12.45	AN 52.2	Female Reproductive System	Dr.Ghule,Dr.Raghuraj	Microscope/LCD	Practical	
27.03.2025	Thurs	11-12.45	AN 52.2	Female Reproductive System	Dr.Ghule,Dr.Raghuraj	Microscope/LCD	Practical	

*Atahainy*  
**PROFESSOR & HOD**  
**Dept. of Anatomy**  
**Dr.Ulhas Patil Medical College**  
**and Hospital, Jalgaon Kh.**



Godavari Foundation's

**DR. ULHAS PATIL MEDICAL COLLEGE & HOSPITAL, JALGAON KH**

Recognized by Medical Council of India, Approved by Central Govt. of India, New Delhi,

Letter no. MCI-34(41)/2012-med./158127, dated 05/02/2013

Affiliated to Maharashtra University of Health Sciences, Nashik [College Code-1306]

Jalgaon-Bhusawal Road, NH-6, Jalgaon Kh, Tal. & Dist. Jalgaon 425309

Tel. No. (0257)2366657, 2366678 Fax No. 0257-2366648

Email ID : [dupmcj@yahoo.in](mailto:dupmcj@yahoo.in) Web Site : [www.dupmc.ac.in](http://www.dupmc.ac.in)

**Department of Anatomy**

**Monthly Teaching Schedule -Batch 2024**

**Histology Practical**

**(April 2025)**

	Day	Time	Competency	Topic	Teacher	AV Aids	TLMMethod	Remark
21.04.2025	Mon	11-12.45	AN 34.1	Salivary Gland	Dr.Ghule,Dr.Raghuraj	Microscope/LCD	Practical	
22.04.2025	Tues	11-12.45	AN 34.1	Salivary Gland	Dr.Ghule,Dr.Raghuraj	Microscope/LCD	Practical	
23.04.2025	Wed	11-12.45	AN 34.1	Salivary Gland	Dr.Ghule,Dr.Raghuraj	Microscope/LCD	Practical	
25.04.2023	Thurs	11-12.45	AN 34.1	Salivary Gland	Dr.Ghule,Dr.Raghuraj	Microscope/LCD	Practical	

*Dr. Ghule*  
**PROFESSOR & HOD**  
**Dept. of Anatomy**  
**Dr. Ulhas Patil Medical College**  
**and Hospital, Jalgaon Kh.**



Godavari Foundation's

**DR. ULHAS PATIL MEDICAL COLLEGE & HOSPITAL, JALGAON KH**

Recognized by Medical Council of India, Approved by Central Govt. of India, New Delhi,

Letter no. MCI-34(41)/2012-med./158127, dated 05/02/2013

Affiliated to Maharashtra University of Health Sciences, Nashik [College Code-1306]

Jalgaon-Bhusawal Road, NH-6, Jalgaon Kh, Tal. & Dist. Jalgaon 425309

Tel. No. (0257)2366657, 2366678 Fax No. 0257-2366648

Email ID : [dupmcj@yahoo.in](mailto:dupmcj@yahoo.in) Web Site : [www.dupmc.ac.in](http://www.dupmc.ac.in)

Department of Anatomy

**Monthly Teaching Schedule -Batch 2024**

**Histology Practical**

(May 2025)

	Day	Time	Competency	Topic	Teacher	AV Aids	TLMethod	Remark
13.05.2025	Tues	11-12.45	AN 43.2,43.4	Lip, Tongue, Tooth	Dr.Ghule	Microscope/LCD	Practical	
14.05.2025	Wed	11-12.45	AN 43.2,43.4	Lip, Tongue, Tooth	Dr.Ghule	Microscope/LCD	Practical	
15.05.2025	Thurs	11-12.45	AN 43.2,43.4	Lip, Tongue, Tooth	Dr.Ghule	Microscope/LCD	Practical	
16.05.2025	Fri	11-12.45	AN 43.2,43.4	Lip, Tongue, Tooth	Dr.Ghule	Microscope/LCD	Practical	
<b>25.05.2025 To 31.05.2025 Summer Vacation</b>								

**PROFESSOR & HOD**  
**Dept. of Anatomy**  
**Dr. Ulhas Patil Medical College**  
**and Hospital, Jalgaon Kh.**




Godavari Foundation's  
**DR. ULHAS PATIL MEDICAL COLLEGE & HOSPITAL, JALGAON KH**  
Recognized by Medical Council of India, Approved by Central Govt. of India, New Delhi,  
Letter no. MCI-34(41)/2012-med./158127, dated 05/02/2013  
Affiliated to Maharashtra University of Health Sciences, Nashik [College Code-1306]  
Jalgaon-Bhusawal Road, NH-6, Jalgaon Kh, Tal. & Dist. Jalgaon 425309  
Tel. No. (0257)2366657, 2366678 Fax No. 0257-2366648  
Email ID : [dupmcj@yahoo.in](mailto:dupmcj@yahoo.in) Web Site : [www.dupmc.ac.in](http://www.dupmc.ac.in)

**Department of Anatomy**  
**Monthly Teaching Schedule -Batch 2024**

**Histology Practical**  
**(June 2025)**

	Day	Time	Competency	Topic	Teacher	AV Aids	TLMethod	Remark
09.06.2025	Mon	11-12.45	AN 60.1,60.3	Cerebrum ,Cerebellum, SC Junction, Cornea ,Retina	Dr.Ghule	Microscope/LCD	Practical	
10.06.2025	Tues	11-12.45	AN 60.1,60.3	Cerebrum ,Cerebellum, SC Junction, Cornea, Retina	Dr.Ghule	Microscope/LCD	Practical	
11.06.2025	Wed	11-12.45	AN 60.1,60.3	Cerebrum ,Cerebellum, SC Junction, Cornea ,Retina	Dr.Ghule	Microscope/LCD	Practical	
12.06.2025	Thurs	11-12.45	AN 60.1,60.3	Cerebrum ,Cerebellum, SC Junction, Cornea, Retina	Dr.Ghule	Microscope/LCD	Practical	
16.06.2025	Mon	11-12.45		Revision of all Slides	Dr.Ghule	Microscope/LCD	Practical	
17.06.2025	Tues	11-12.45		Revision of all Slides	Dr.Ghule	Microscope/LCD	Practical	
18.06.2025	Wed	11-12.45		Revision of all Slides	Dr.Ghule	Microscope/LCD	Practical	
19.06.2025	Thurs	11-12.45		Revision of all Slides	Dr.Ghule	Microscope/LCD	Practical	
<b>Preliminary Theory Exam – 23.06.2025 to 04.07.2025</b> <b>Practical Exam 07.07.2025 to 11.07.2025</b>								



  
**PROFESSOR & HOD**  
**Dept. of Anatomy**  
**Dr. Ulhas Patil Medical College**  
**and Hospital, Jalgaon Kh.**



Godavari Foundation's  
**DR. ULHAS PATIL MEDICAL COLLEGE & HOSPITAL, JALGAON KH**

Recognized by Medical Council of India, Approved by Central Govt. of India, New Delhi,  
Letter no. MCI-34(41)/2012-med./158127, dated 05/02/2013  
Affiliated to Maharashtra University of Health Sciences, Nashik [College Code-1306]  
Jalgaon-Bhusawal Road, NH-6, Jalgaon Kh, Tal. & Dist. Jalgaon 425309  
Tel. No. (0257)2366657, 2366678 Fax No. 0257-2366648  
Email ID : [dupmcj@yahoo.in](mailto:dupmcj@yahoo.in) Web Site : [www.dupmc.ac.in](http://www.dupmc.ac.in)

**Department Of Physiology**  
**Monthly Teaching Schedule CBME 2024- 2025**

**Month- October- 2024**

Date	Day	Time	Name of Topic	Teaching Methods	Teaching Aid	Name of Teacher	Remarks
21/10/2024	Monday	10.00 to 11.00am	Campus Visit	Other	Black Board & Projector	Dr. Santosh Dr. Alok Dr. Gayatri Dr. Prachi Dr. Dipika Dr. Akhilesh Dr. Niteen Dr. Rajendra Dr. Vasant Dr. Nikhil Dr. Shital	
22/10/2024	Tuesday	11.00 to 12.00am	Hospital Visit	Other	Black Board & Projector	Dr. Santosh Dr. Alok Dr. Gayatri Dr. Prachi Dr. Akhilesh Dr. Niteen Dr. Deepa Dr. Rajendra Dr. Vasant Dr. Nikhil Dr. Shital	
24/10/2024	Thursday	9.00 to 10.00 pm	Orientation to Department of Physiology	Lecture	Black Board & Projector	Dr. Santosh Dr. Alok Dr. Kapil Dr. Gayatri Dr. Prachi Dr. Dipika Dr. Deepa Dr. Nikhil Dr. Shital	

*Dr. A*  
**Professor & HOD**  
**Dept. of Physiology**  
**Dr. Ulhas Patil Medical College & Hospital**  
**Jalgaon Kh, Jalgaon**



Godavari Foundation's  
**DR. ULHAS PATIL MEDICAL COLLEGE & HOSPITAL, JALGAON KH**  
 Recognized by Medical Council of India, Approved by Central Govt. of India, New Delhi,  
 Letter no. MCI-34(41)/2012-med./158127, dated 05/02/2013  
 Affiliated to Maharashtra University of Health Sciences, Nashik [College Code-1306]  
 Jalgaon-Bhusawal Road, NH-6, Jalgaon Kh, Tal. & Dist. Jalgaon 425309  
 Tel. No. (0257)2366657, 2366678 Fax No. 0257-2366648  
 Email ID : dupmcj@yahoo.in Web Site : www.dupmc.ac.in

**Department Of Physiology**  
**Monthly Teaching Schedule CBME 2024- 2025**  
November-2024

Date	Day	Time	Name of Topic	Teaching Methods	Teaching Aid	Name of Teacher	Remarks
<b>29/10/2024 to 04/11/2024 Diwali Vacation</b>							
05/11/2024	Tuesday	10.00-12.30 pm	Introduction to Physiology	Lecture	Black Board & Projector	Dr. Gayatri	
		2.30 to 4.30 pm	Study of Compound Microscope	Practical/ DEMO/ SGD	Black Board & Projector	Dr. Gayatri Dr. Kapil Dr. Dipika Dr. Niteen Dr. Rajendra Dr. Nikhil Dr. Shital	
06/11/2024	Wednesday	10.00-11.00 pm	Cell and its organells, Intercellular communication (PY 1.1)	Lecture	Black Board & Projector	Dr. Gayatri	
		2.30 to 4.30 pm	Study of Compound Microscope	Practical/ DEMO/ SGD	Black Board & Projector	Dr. Gayatri Dr. Kapil Dr. Dipika Dr. Niteen Dr. Rajendra Dr. Nikhil Dr. Shital	
07/11/2024	Thursday	1.30-2.30 pm	Transport across cell membrane-I (PY 1.4)	Lecture	Black Board & Projector	Dr. Gayatri	
		2.30 to 4.30 pm	Study of Compound Microscope	Practical/ DEMO/ SGD	Black Board & Projector	Dr. Gayatri Dr. Kapil Dr. Dipika Dr. Niteen Dr. Rajendra Dr. Nikhil Dr. Shital	

08/11/2024	Friday	11.00-12.45pm	Dean Address				
		1.30-2.30 pm	Transport across cell membrane-II (PY 1.4)	Lecture	Black Board & Projector	Dr. Gayatri	
		2.30 to 4.30 pm	Study of Compound Microscope	Practical/ DEMO/ SGD	Black Board & Projector	Dr. Gayatri Dr. Kapil Dr. Dipika Dr. Niteen Dr. Rajendra Dr. Nikhil Dr. Shital	
11/11/2024	Monday	9.00-10.00 am	Fluid compartments of body and their measurement methods (PY 1.5), Concept of pH & buffer system	Lecture	Black Board & Projector	Dr. Santosh	
		1.30-2.30 pm	Resting membrane potential and action potential in a nerve fibre (PY 1.7)	Lecture	Black Board & Projector	Dr. Santosh	
12/11/2024	Tuesday	10.00-11.00pm	Homeostasis (PY 1.2), Programmed cell death (PY 1.3)	Lecture	Black Board & Projector	Dr. Kapil	
		2.30 to 4.30pm	Estimation of Hb (PY 2.11)	Practical/ DEMO/ SGD	Black Board & Projector	Dr. Ranjana Dr. Alok Dr. Santosh Dr. Kapil Dr. Prachi Dr. Akhilesh Dr. Deepa Dr. Vasant	
13/11/2024	Wednesday	10.00-11.00pm	Composition and functions of blood (PY 2.1) Plasma Proteins (PY2.2)	Lecture	Black Board & Projector	Dr. Alok	
		2.30 to 4.3 pm	Estimation of Hb (PY 2.11)	Practical/ DEMO/ SGD	Black Board & Projector	Dr. Alok Dr. Santosh Dr. Kapil Dr. Prachi Dr. Akhilesh Dr. Deepa Dr. Vasant	
14/11/2024	Thursday	1.30-2.30 pm	Haemopoiesis and Erythropoiesis (PY 2.4)	Lecture	Black Board & Projector	Dr. Ranjana	


		2.30 to 4.3 pm	Estimation of Hb (PY 2.11)	Practical/ DEMO/ SGD	Black Board & Projector	Dr. Ranjana Dr. Alok Dr. Santosh Dr. Kapil Dr. Prachi Dr. Akhilesh Dr. Deepa Dr. Vasant	
15/11/2024	Friday	<b>Holiday- Gurunanak Jayanti</b>					
18/11/2024	Monday	9.00-10.00 am	Structure, synthesis, functions and breakdown of Hemoglobin. Discuss its variants and clinical significance. (PY 2.3)	Lecture	Black Board & Projector	Dr. Santosh	
		2.30 to 4.3 pm	Estimation of Hb (PY 2.11)	Practical/ DEMO/ SGD	Black Board & Projector	Dr. Ranjana Dr. Alok Dr. Santosh Dr. Kapil Dr. Prachi Dr. Akhilesh Dr. Deepa Dr. Vasant	
19/11/2024	Tuesday	10.00-11.00 pm	Origin, forms, variations and functions of plasma proteins and its clinical implications (PY 2.2)	Lecture	Black Board & Projector	Dr. Alok	
		2.30 to 4.30 pm	Introduction to General Examination (PY 6.12)	Practical/ DEMO/ SGD	Black Board & Projector	Dr. Alok Dr. Ranjana Dr. Gayatri Dr. Prachi Dr. Akhilesh Dr. Deepa Dr. Vasant Dr. Shital	
20/11/2024	Wednesday	<b>Holiday- Parliament Election</b>					
21/11/2024	Thursday	10.00-11.00 pm	Immunity (PY2.10)	Lecture	Projector/PPT	Dr. Kapil	
		2.30 to 4.30 pm	Introduction to General Examination (PY 6.12)	Practical/ DEMO/ SGD	Black Board & Projector	Dr. Gayatri Dr. Prachi Dr. Akhilesh Dr. Deepa Dr. Vasant Dr. Shital	

22/11/2024	Friday	11.00-12.45pm	SDL- Transport Across Cell Membrane	SDL	Black Board, Electronic, Digital & Library	Dr. Alok Dr. Kapil Dr. Gayatri Dr. Prachi	
		1.30-2.30 pm	Anaemias, polycythemia & jaundice and discuss its physiological principles of management (PY 2.5)	Lecture	Black Board & Projector	Dr. Alok	
		2.30 to 4.30 pm	Introduction to General Examination (PY 6.12)	Practical/ DEMO/ SGD	Black Board & Projector	Dr. Alok Dr. Gayatri Dr. Prachi Dr. Deepa Dr. Vasant Dr. Shital	
23/11/2024	Saturday	11.00 to 12.30 pm	Introduction to General Examination (PY 6.12)	Practical/ DEMO/ SGD	Black Board & Projector	Dr. Alok Dr. Santosh Dr. Gayatri Dr. Prachi Dr. Akhilesh Dr. Deepa Dr. Vasant	
25/11/2024	Monday	9.00-10.00 am	Formation of WBC (Leucopoiesis), structure and function of various WBC types and their regulatory mechanisms (PY 2.6)	Lecture	Black Board & Projector	Dr. Kapil	
26/11/2024	Tuesday	10.00-11.00 pm	Formation of platelets (thrombopoiesis), structure, functions and variations (PY 2.8)	Lecture	Black Board & Projector	Dr. Gayatri	
		2.30 to 4.30 pm	Blood Groups (PY 2.11)	Practical/ DEMO/ SGD	Black Board & Projector	Dr. Santosh Dr. Ranjana Dr. Kapil Dr. Gayatri Dr. Prachi Dr. Dipika Dr. Niteen Dr. Rajendra	
27/11/2024	Wednesday	9.00-10.00 am	Hemostasis, coagulation pathways, mechanism of action of anticoagulants and briefly discuss pathophysiological aspects of bleeding & clotting disorders (e.g. hemophilia, purpura) (PY 2.9)	Lecture	Black Board & Projector	Dr. Santosh	

		2.30 to 4.30 pm	Blood Groups (PY 2.11)	Practical/ DEMO/ SGD	Black Board & Projector	Dr. Santosh Dr. Ranjana Dr. Kapil Dr. Gayatri Dr. Prachi Dr. Dipika Dr. Niteen Dr. Rajendra Dr. Nikhil	
28/11/2024	Thursday	10.00-11.00 pm	Blood groups, clinical importance of blood grouping, blood banking and transfusion (PY 2.10)	Lecture	Black Board & Projector	Dr. Santosh	
		2.30 to 4.30 pm	Blood Groups (PY 2.11)	Practical/ DEMO/ SGD	Black Board & Projector	Dr. Santosh Dr. Ranjana Dr. Kapil Dr. Prachi Dr. Dipika Dr. Niteen Dr. Rajendra Dr. Nikhil	
29/11/2024	Friday	11.00-12.45pm	SDL- Haemopoiesis, Erythropoiesis and Hemoglobin	SDL	Black Board, Electronic, Digital & Library	Dr. Ranjana Dr. Santosh Dr. Alok Dr. Gayatri Dr. Prachi	
		1.30-2.30 pm	Structure and functions of a neuron and neuroglia; Discuss nerve growth factors (PY3.1) Describe the types, functions , properties of nerve fibers including strength duration curve, chronaxie and rheobase (PY 3.2)	Lecture	Black Board & Projector	Dr. Alok	
		2.30 to 4.30pm	Blood Groups (PY 2.11)	Practical/ DEMO/ SGD	Black Board & Projector	Dr. Santosh Dr. Ranjana Dr. Kapil Dr. Gayatri Dr. Prachi Dr. Dipika Dr. Niteen Dr. Rajendra Dr. Nikhil	

30/11/2024	Saturday		Continuous Class Test (LMS)	Other	Black Board & Projector	Dr. Ranjana Dr. Santosh Dr. Alok Dr. Prachi Dr. Akhilesh Dr. Nikhil Dr. Shital	
------------	----------	--	-----------------------------	-------	----------------------------	--------------------------------------------------------------------------------------------------	--

**Professor & HOD**  
**Dept. of Physiology**  
**Dr. Uthas Patil Medical College & Hospital Jaipur**

  
**Professor & HOD**  
**Dept. of Physiology**  
**Dr. Uthas Patil Medical College & Hospital Jaipur Kh. Jaipur.**



Godavari Foundation's  
**DR. ULHAS PATIL MEDICAL COLLEGE & HOSPITAL, JALGAON KH**

Recognized by Medical Council of India, Approved by Central Govt. of India, New Delhi,  
Letter no. MCI-34(41)/2012-med./158127, dated 05/02/2013

Affiliated to Maharashtra University of Health Sciences, Nashik [College Code-1306]  
Jalgaon-Bhusawal Road, NH-6, Jalgaon Kh, Tal. & Dist. Jalgaon 425309

Tel. No. (0257)2366657, 2366678 Fax No. 0257-2366648

Email ID : [dupmcj@yahoo.in](mailto:dupmcj@yahoo.in) Web Site : [www.dupmc.ac.in](http://www.dupmc.ac.in)

**Department Of Physiology**  
**Monthly Teaching Schedule CBME 2024 – 2025**

**Month- December- 2024**

Date	Day	Time	Name of Topic	Teaching Methods	AV Aids	Name of Teacher	Remarks
02/12/2024	Monday	09.00-10.00am	Mechanism of degeneration and regeneration in peripheral nerves (PY 3.3)	Lecture	Black Board & Projector	Dr. Kapil	
03/12/2024	Tuesday	10.00-11.00am	Structure of neuro-muscular junction (NMJ) and mechanism of neuromuscular transmission (PY3.4)	Lecture	Black Board & Projector	Dr. Ranjana	
		2.30 to 4.30 pm	RBC Count (PY2.11)	Practical/ DEMO/ SGD	Black Board & Projector	Dr. Santosh Dr. Alok Dr. Kapil Dr. Gayatri Dr. Prachi Dr. Dipika Dr. Niteen Dr. Rajendra Dr. Nikhil	
04/12/2024	Wednesday	10.00-11.00am	Applied aspects of neuromuscular junction: myasthenia gravis, Lambert Eaton syndrome and neuromuscular blocking agents. (PY3.5)	Lecture	Black Board & Projector	Dr. Ranjana	
		2.30 to 4.30 pm	RBC Count (PY2.11)	Practical/ DEMO/ SGD	Black Board & Projector	Dr. Santosh Dr. Alok Dr. Kapil Dr. Gayatri Dr. Prachi Dr. Dipika Dr. Niteen Dr. Rajendra Dr. Nikhil	

05/12/2024	Thursday	1.30-2.30 pm	Structure of Skeletal, smooth, cardiac muscles & physiological basis of action potential (PY 3.6)	Lecture	Black Board & Projector	Dr. Santosh	
		2.30 to 4.30 pm	RBC Count (PY2.11)	Practical/ DEMO/ SGD	Black Board & Projector	Dr. Santosh Dr. Alok Dr. Kapil Dr. Gayatri Dr. Prachi Dr. Dipika Dr. Niteen Dr. Rajendra Dr. Nikhil	
06/12/2024	Friday	11.00-12.45pm	SDL- WBC & Immunity	SDL	Black Board, Electronic, Digital & Library	Dr. Ranjana Dr. Santosh Dr. Alok Dr. Kapil. Dr. Gayatri Dr. Prachi	
		1.30-2.30 pm	Properties, action potential and molecular basis of muscle contraction in skeletal muscle (PY 3.7)	Lecture	Black Board & Projector	Dr. Santosh	
		2.30 to 4.30 pm	RBC Count (PY2.11)	Practical/ DEMO/ SGD	Black Board & Projector	Dr. Santosh Dr. Alok Dr. Kapil Dr. Gayatri Dr. Prachi Dr. Dipika Dr. Niteen Dr. Rajendra Dr. Nikhil	
07/12/2024	Saturday	11.00-12.00pm	Library Visit	Lecture	Black Board & Projector	Dr. Santosh Dr. Alok Dr. Gayatri Dr. Prachi	

09/12/2024	Monday	09.00-10.00am	Properties, action potential and molecular basis of muscle contraction in smooth muscle (PY 3.8), Mode of muscle contraction (isometric and isotonic), energy source, muscle metabolism and gradation of muscular activity (PY3.9), Enumerate and briefly discuss myopathies (PY3.10)	Lecture	Black Board & Projector	Dr. Ranjana	
		1.30-2.30 pm	Functional anatomy of digestive system (PY 4.1)	Lecture	Black Board & Projector	Dr. Santosh	
10/12/2024	Tuesday	10.00-11.00am	Composition, mechanism of secretion, functions, and regulation of saliva (PY4.3)	Lecture	Black Board & Projector	Dr. Rathod	
		2.30 to 4.30 pm	WBC Count (PY2.11)	Practical/ DEMO/ SGD	Black Board & Projector	Dr. Santosh Dr. Alok Dr. Kapil Dr. Gayatri Dr. Akhilesh Dr. Deepa Dr. Vasant Dr. Shital	
11/12/2024	Wednesday	10.00-11.00am	Composition, mechanism of secretion, functions, and regulation of gastric juice. Discuss various gastric function tests (PY4.4)	Lecture	Black Board & Projector	Dr. Ranjana	
		2.30 to 4.30 pm	WBC Count (PY2.11)			Dr. Santosh Dr. Alok Dr. Kapil Dr. Gayatri Dr. Akhilesh Dr. Deepa Dr. Vasant Dr. Shital	
12/12/2024	Thursday	1.30-2.30 pm	Composition, structure, functions and secretion of liver and gallbladder with elaboration of various liver function tests (PY 4.9)	Lecture	Black Board & Projector	Dr. Gayatri	


		2.30 to 4.30 pm	WBC Count (PY2.11)	Practical/ DEMO/ SGD	Black Board & Projector	Dr. Santosh Dr. Alok Dr. Kapil Dr. Gayatri Dr. Akhilesh Dr. Deepa Dr. Vasant Dr. Shital	
13/12/2024	Friday	11.00-12.45pm	SDL- Blood Coagulation	SDL	Black Board, Electronic, Digital & Library	Dr. Ranjana Dr. Santosh Dr. Alok Dr. Kapil Dr. Gayatri Dr. Prachi	
		1.30-2.30 pm	Composition, mechanism of secretion, functions, and regulation of pancreatic juice including various pancreatic exocrine function tests(PY4.5)	Lecture	Black Board & Projector	Dr. Gayatri	
		2.30 to 4.30 pm	WBC Count (PY2.11)	Practical/ DEMO/ SGD	Black Board & Projector	Dr. Santosh Dr. Alok Dr. Kapil Dr. Gayatri Dr. Akhilesh Dr. Deepa Dr. Vasant Dr. Shital	
14/12/2024	Saturday	11.00-12.00pm	Library Visit	Lecture	Black Board & Projector	Dr. Santosh Dr. Alok Dr. Gayatri Dr. Prachi	
16/12/2024	Monday	09.00-10.00am	GIT movements, its regulation and physiological significance including defecation reflex and the role of dietary fibres (PY4.8)	Lecture	Black Board & Projector	Dr. Alok	

17/12/2024	Tuesday	10.00-11.00am	Physiology of digestion and absorption of nutrients (PY 4.7)	Lecture	Black Board & Projector	Dr. Rathod	
		2.30 to 4.30 pm	Revision- Haematology Practical	Practical/ DEMO/ SGD	Black Board & Projector	Dr. Ranjana Dr. Santosh Dr. Alok Dr. Gayatri Dr. Dipika Dr. Niteen Dr. Rajendra Dr. Nikhil	
18/12/2024	Wednesday	10.00-11.00am	Functional anatomy of respiratory tract and non-respiratory functions of lungs (PY 6.1)	Lecture	Black Board & Projector	Dr. Ranjana	
		2.30 to 4.30 pm	Revision- Haematology Practical	Practical/ DEMO/ SGD	Black Board & Projector	Dr. Ranjana Dr. Santosh Dr. Alok Dr. Gayatri Dr. Dipika Dr. Niteen Dr. Rajendra Dr. Nikhil	
19/12/2024	Thursday	1.30-2.30 pm	Mechanics of normal respiration, pressure changes during ventilation, lung volume and capacities (Static and Dynamic) –I (PY6.2)	Lecture	Black Board & Projector	Dr. Ranjana	
		2.30 to 4.30 pm	Revision- Haematology Practical	Practical/ DEMO/ SGD	Black Board & Projector	Dr. Ranjana Dr. Santosh Dr. Alok Dr. Gayatri Dr. Dipika Dr. Niteen Dr. Rajendra Dr. Nikhil	
20/12/2024	Friday	11.00-12.00pm	Mechanics of normal respiration, pressure changes during ventilation, lung volume and capacities (Static and Dynamic) –II (PY6.2)	Lecture	Black Board & Projector	Dr. Ranjana	

		12.00-12.45pm	Human Experiment- Spirometry	Practical/ DEMO/ SGD	Black Board & Projector	Dr. Ranjana Dr. Santosh Dr. Alok Dr. Kapil Dr. Prachi	
		1.30-2.30 pm	Alveolar surface tension, compliance, airway resistance, ventilation, V/P ratio, diffusion capacity of lungs (PY6.3)	Lecture	Black Board & Projector	Dr. Ranjana	
		2.30 to 4.30 pm	Revision- Haematology Practical	Practical/ DEMO/ SGD	Black Board & Projector	Dr. Ranjana Dr. Santosh Dr. Alok Dr. Gayatri Dr. Dipika Dr. Niteen Dr. Rajendra Dr. Nikhil	
21/12/2024	Saturday	10.00-1.00pm	ECE- Anaemia	Lecture	Black Board & Projector	Dr. Ranjana Dr. Santosh Dr. Alok Dr. Gayatri Dr. Prachi	
23/12/2024	Monday	09.00-10.00am	Gastrointestinal hormones (GI) hormones, discuss their functions and regulation (PY 4.2), Describe the Gut-Brain Axis and its physiological significance(PY 4.10)	Lecture	Black Board & Projector	Dr. Santosh	
		1.30-2.30 pm	Horizontal Integrated Seminar	Lecture	Black Board & Projector	Dr. Ranjana Dr. Santosh Dr. Alok Dr. Gayatri Dr. Prachi	

		2.30 to 4.30 pm	Examination of Pulse (PY 5.14)	Practical/ DEMO/ SGD	Black Board & Projector	Dr. Ranjana Dr. Santosh Dr. Alok Dr. Kapil Dr. Gayatri Dr. Prachi Dr. Akhilesh Dr. Deepa Dr. Vasant Dr. Shital		
24/12/2024	Tuesday	10.00-11.00am	Functional anatomy of heart including chambers and coronary circulation (PY 5.1)	Lecture	Black Board & Projector	Dr. Kapil		
		2.30 to 4.30 pm	Examination of Pulse (PY 5.14)	Practical/ DEMO/ SGD	Black Board & Projector	Dr. Ranjana Dr. Santosh Dr. Alok Dr. Kapil Dr. Gayatri Dr. Prachi Dr. Akhilesh Dr. Deepa Dr. Vasant Dr. Shital		
25/12/2024	Wednesday	<b>Holiday- Christmas</b>						
26/12/2024	Thursday	1.30-2.30 pm	Transport of respiratory gases viz Oxygen and Carbon dioxide across lungs and whole body-I (PY 6.4)	Lecture	Black Board & Projector	Dr. Santosh		
		2.30 to 4.30 pm	Examination of Pulse (PY 5.14)	Practical/ DEMO/ SGD	Black Board & Projector	Dr. Ranjana Dr. Santosh Dr. Alok Dr. Kapil Dr. Gayatri Dr. Prachi Dr. Akhilesh Dr. Deepa Dr. Vasant Dr. Shital		

27/12/2024	Friday	11.00-12.45pm	SDL- NMJ, Molecular basis of muscle contraction	SDL	Black Board, Electronic, Digital & Library	Dr. Ranjana Dr. Santosh Dr. Alok Dr. Kapil Dr. Gayatri Dr. Prachi	
		1.30-2.30 pm	Transport of respiratory gases viz Oxygen and Carbon dioxide across lungs and whole body-II (PY 6.4)	Lecture	Black Board & Projector	Dr. Santosh	
		2.30 to 4.30 pm	Examination of Pulse (PY 5.14)	Practical/ DEMO/ SGD	Black Board & Projector	Dr. Ranjana Dr. Santosh Dr. Alok Dr. Kapil Dr. Gayatri Dr. Prachi Dr. Akhilesh Dr. Deepa Dr. Vasant Dr. Shital	
30/12/2024	Monday	09.00-10.00am	Properties of cardiac muscle including its morphology, electrical, mechanical and metabolic functions (PY 5.2)	Lecture	Black Board & Projector	Dr. Alok	
31/12/2024	Tuesday	10.00-11.00am	Pathophysiology of dyspnoea, hypoxia, cyanosis, asphyxia, drowning, periodic breathing and oxygen therapy (PY 6.6)	Lecture	Black Board & Projector	Dr. Gayatri	
		2.30 to 4.30 pm	BT, CT (PY 2.11)	Practical/ DEMO/ +SGD	Black Board & Projector	Dr. Alok Dr. Gayatri Dr. Prachi Dr. Akhilesh Dr. Niteen Dr. Shital	

  
**Professor & HOD**  
 Dept. of Physiology  
 Dr. Uthas Patil Medical College &  
 Hospital Jalgaon Kh, Jalgaon.



Godavari Foundation's

## DR. ULHAS PATIL MEDICAL COLLEGE & HOSPITAL, JALGAON KH

Recognized by Medical Council of India, Approved by Central Govt. of India, New Delhi,

Letter no. MCI-34(41)/2012-med./158127, dated 05/02/2013

Affiliated to Maharashtra University of Health Sciences, Nashik [College Code-1306]

Jalgaon-Bhusawal Road, NH-6, Jalgaon Kh, Tal. & Dist. Jalgaon 425309

Tel. No. (0257)2366657, 2366678 Fax No. 0257-2366648

Email ID : [dupmcj@yahoo.in](mailto:dupmcj@yahoo.in) Web Site : [www.dupmc.ac.in](http://www.dupmc.ac.in)

### Department Of Physiology

### Monthly Teaching Schedule CBME 2024 – 2025

#### Month- January- 2025


Date	Day	Time	Name of Topic	Teaching Methods	AV Aids	Name of Teacher	Remarks
01/01/2025	Wednesday	10.00-11.00am	Lung function tests and their clinical significance in obstructive and restrictive lung diseases (PY 6.7)	Lecture	Black Board & Projector	Dr. Gayatri	
		2.30 to 4.30 pm	BT, CT (PY 2.11)	Practical/ DEMO/ +SGD	Black Board & Projector	Dr. Santosh Dr. Alok Dr. Kapil Dr. Gayatri Dr. Prachi Dr. Dipika Dr. Niteen Dr. Shital	
02/01/2025	Thursday	1.30-2.30 pm	Physiology of high altitude and acclimatization (PY 6.8)	Lecture	Black Board & Projector	Dr. Gayatri	
		2.30 to 4.30 pm	BT, CT (PY 2.11)	Practical/ DEMO/ +SGD	Black Board & Projector	Dr. Santosh Dr. Alok Dr. Gayatri Dr. Prachi Dr. Dipika Dr. Niteen Dr. Rajendra Dr. Shital	

03/01/2025	Friday	11.00-12.45pm	SDL- Deglutition, Gastric secretion, Salivary secretion, Pancreatic secretion, Movements of Oesophagus & Stomach	SDL	Black Board, Electronic, Digital & Library	Dr. Ranjana Dr. Santosh Dr. Alok Dr. Kapil Dr. Gayatri	
		1.30-2.30 pm	Physiology of deep sea diving and decompression sickness (PY 6.9)	Lecture	Black Board & Projector	Dr. Gayatri	
		2.30 to 4.30 pm	BT, CT (PY 2.11)	Practical/ DEMO/ +SGD	Black Board & Projector	Dr. Santosh Dr. Alok Dr. Kapil Dr. Gayatri Dr. Prachi Dr. Dipika Dr. Niteen Dr. Rajendra Dr. Shital	
06/01/2025	Monday	09.00-10.00am	Chemoreceptors (peripheral and central) and neural centres of respiration including chemical and neural regulation of respiration-I (PY 6.5)	Lecture	Black Board & Projector	Dr. Santosh	
07/01/2025	Tuesday	10.00-11.00am	Chemoreceptors (peripheral and central) and neural centres of respiration including	Lecture	Black Board & Projector	Dr. Santosh	
		2.30 to 4.30 pm	Skeletal Muscle Graphs-I (PY 3.18)	Practical/ DEMO/ +SGD	Black Board & Projector	Dr. Santosh Dr. Alok Dr. Kapil Dr. Gayatri Dr. Deepa Dr. Vasant Dr. Shital	
08/01/2025	Wednesday	10.00-11.00am	Regulation of respiration-III (PY 6.5)	Lecture	Black Board & Projector	Dr. Santosh	
		2.30 to 4.30 pm	Skeletal Muscle Graphs-I (PY 3.18)	Practical/ DEMO/ +SGD	Black Board & Projector	Dr. Santosh Dr. Alok Dr. Kapil Dr. Gayatri Dr. Akhilesh Dr. Deepa Dr. Shital	

09/01/2025	Thursday	1.30-2.30 pm	Haemodynamics of circulatory system (PY5.7)	Lecture	Black Board & Projector	Dr. Alok	
		2.30 to 4.30 pm	Skeletal Muscle Graphs-I (PY 3.18)	Practical/ DEMO/ +SGD	Black Board & Projector	Dr. Santosh Dr. Alok Dr. Kapil Dr. Gayatri Dr. Akhilesh Dr. Deepa Dr. Vasant Dr. Shital	
10/01/2025	Friday	11.00-12.45pm	Ergography	Practical/ DEMO/ +SGD	Black Board & Projector	Dr. Ranjana Dr. Santosh Dr. Alok Dr. Kapil Dr. Akhilesh Dr. Deepa Dr. Vasant Dr. Shital	
		1.30-2.30 pm	Generation and conduction of cardiac impulse along with the conduction pathway (including pacemaker potential) (PY 5.3)	Lecture	Black Board & Projector	Dr. Alok	
		2.30 to 4.30 pm	Skeletal Muscle Graphs-I (PY 3.18)	Practical/ DEMO/ +SGD	Black Board & Projector	Dr. Santosh Dr. Alok Dr. Kapil Dr. Akhilesh Dr. Deepa Dr. Vasant Dr. Shital	
13/01/2025	Monday	09.00-10.00am	Heart sounds and cardiac murmur (PY5.4)	Lecture	Black Board & Projector	Dr. Kapil	
		1.30-2.30 pm	Microcirculation (PY 5.12)	Lecture	Black Board & Projector	Dr. Alok	
14/01/2025	Tuesday	10.00-11.00am	Blood Pressure, factors affecting blood pressure and its regulation-I (PY 5.11)	Lecture	Black Board & Projector	Dr. Ranjana	

		2.30 to 4.30 pm	Skeletal Muscle Graphs-II (PY 3.18)	Practical/ DEMO/ +SGD	Black Board & Projector	Dr. Ranjana Dr. Alok Dr. Kapil Dr. Gayatri Dr. Prachi Dr. Niteen Dr. Rajendra Dr. Nikhil	
15/01/2025	Wednesday	10.00-11.00am	Regional Circulation (PY 5.12)	Lecture	Black Board & Projector	Dr. Santosh	
		2.30 to 4.30 pm	Skeletal Muscle Graphs-II (PY 3.18)	Practical/ DEMO/ +SGD	Black Board & Projector	Dr. Santosh Dr. Alok Dr. Kapil Dr. Gayatri Dr. Prachi Dr. Dipika Dr. Niteen Dr. Rajendra Dr. Nikhil	
16/01/2025	Thursday	1.30-2.30 pm	Blood Pressure, factors affecting blood pressure and its regulation-II (PY 5.11)	Lecture	Black Board & Projector	Dr. Ranjana	
		2.30 to 4.30 pm	Skeletal Muscle Graphs-II (PY 3.18)	Practical/ DEMO/ +SGD	Black Board & Projector	Dr. Ranjana Dr. Santosh Dr. Alok Dr. Kapil Dr. Gayatri Dr. Prachi Dr. Dipika Dr. Niteen Dr. Rajendra Dr. Nikhil	
17/01/2025	Friday	11.00-12.45pm	SDL- Gastrointestinal movements	SDL	Black Board, Electronic, Digital & Library	Dr. Ranjana Dr. Santosh Dr. Alok Dr. Kapil Dr. Gayatri	

		1.30-2.30 pm	Patho-physiology of shock, syncope heart failure with physiological basis of its management (PY 5.13)	Lecture	Black Board & Projector	Dr. Kapil	
		2.30 to 4.30 pm	Skeletal Muscle Graphs-II (PY 3.18)	Practical/ DEMO/ +SGD	Black Board & Projector	Dr. Ranjana Dr. Santosh Dr. Alok Dr. Kapil Dr. Gayatri Dr. Prachi Dr. Dipika Dr. Niteen Dr. Rajendra Dr. Nikhil	
20/01/2025	Monday	09.00-10.00am	AETCOM 1.3- Doctor Patient Relationship	Lecture	Black Board & Projector	Dr. Ranjana	
21/01/2025	Tuesday	10.00-11.00am	Body Temperature Regulation	Lecture	Black Board & Projector	Dr. Alok	
		2.30 to 4.30 pm	Revision- Haematology Practical	Practical/ DEMO/ +SGD	Black Board & Projector	Dr. Ranjana Dr. Santosh Dr. Alok Dr. Kapil Dr. Gayatri Dr. Prachi	
<b>22/01/2025 to 31/01/2025 I<sup>st</sup> MBBS I<sup>st</sup> Terminal Theory &amp; Practical Examination</b>							

  
**Professor & HOD**  
**Dept. of Physiology**  
**Dr. Ulhas Patil Medical College &**  
**Hospital Jaigaon Kh, Jaigaon.**



Godavari Foundation's  
**DR. ULHAS PATIL MEDICAL COLLEGE & HOSPITAL, JALGAON KH**  
 Recognized by Medical Council of India, Approved by Central Govt. of India, New Delhi,  
 Letter no. MCI-34(41)/2012-med./158127, dated 05/02/2013  
 Affiliated to Maharashtra University of Health Sciences, Nashik [College Code-1306]  
 Jalgaon-Bhusawal Road, NH-6, Jalgaon Kh, Tal. & Dist. Jalgaon 425309  
 Tel. No. (0257)2366657, 2366678 Fax No. 0257-2366648  
 Email ID : dupmcj@yahoo.in Web Site : www.dupmc.ac.in

**Department Of Physiology**  
**Monthly Teaching Schedule CBME 2024 – 2025**

**Month- February- 2025**

Date	Day	Time	Name of Topic	Teaching Methods	AV Aids	Name of Teacher	Remarks
03/02/2025	Monday	09.00-10.00 am	Cardiac output, factors affecting cardiac output and its regulation. I-PY (5.10)	Lecture	Black Board & Projector	Dr. Alok	
04/02/2025	Tuesday	10.00-11.00 am	Cardiac output, factors affecting cardiac output and its regulation. II-PY (5.10)	Lecture	Black Board & Projector	Dr. Alok	
		2.30 to 4.30 pm	Cardiac Graphs-I (PY 3.18)	Practical/ DEMO/ SGD	Black Board & Projector	Dr. Ranjana Dr. Santosh Dr. Alok Dr. Kapil Dr. Gayatri Dr. Prachi Dr. Akhilesh Dr. Deepa Dr. Vasant Dr. Shital	
05/02/2025	Wednesday	10.00-11.00 am	Physiological events occurring during the cardiac cycle, concurrent pressure volume changes, generation of heart sounds and murmur-I (PY5.4)	Lecture	Black Board & Projector	Dr. Santosh	
		2.30 to 4.30 pm	Cardiac Graphs-I (PY 3.18)	Practical/ DEMO/ SGD	Black Board & Projector	Dr. Ranjana Dr. Santosh Dr. Alok Dr. Kapil Dr. Gayatri Dr. Prachi Dr. Akhilesh Dr. Deepa Dr. Shital	

06/02/2025	Thursday	1.30-2.30 pm	Physiological events occurring during the cardiac cycle, concurrent pressure volume changes, generation of heart sounds and murmur-II (PY5.4)	Lecture	Black Board & Projector	Dr. Santosh	
		2.30 to 4.30 pm	Cardiac Graphs-I (PY 3.18)	Practical/ DEMO/ SGD	Black Board & Projector	Dr. Ranjana Dr. Santosh Dr. Alok Dr. Kapil Dr. Gayatri Dr. Prachi Dr. Akhilesh Dr. Deepa Dr. Vasant	
07/02/2025	Friday	11.00-12.45pm	SDL- Regulation of respiration	SDL	Black Board, Electronic, Digital & Library	Dr. Ranjana Dr. Santosh Dr. Alok Dr. Kapil Dr. Gayatri Dr. Prachi	
		1.30-2.30 pm	Physiology of electrocardiogram (E.C.G), the cardiac axis and its applications- I (PY 5.5)	Lecture	Black Board & Projector	Dr. Santosh	
		2.30 to 4.30 pm	Cardiac Graphs-I (PY 3.18)	Practical/ DEMO/ SGD	Black Board & Projector	Dr. Ranjana Dr. Santosh Dr. Alok Dr. Kapil Dr. Gayatri Dr. Prachi Dr. Akhilesh Dr. Deepa Dr. Vasant Dr. Shital	
10/02/2025	Monday	9.00-10.00 am	Functional anatomy of endocrine glands, mechanism of hormonal action (steroid and peptide) and hypothalamus pituitary axis {HPA} (PY 8.1)	Lecture	Black Board & Projector	Dr. Kapil	
		1.30-2.30 pm	Physiology of electrocardiogram (E.C.G), the cardiac axis and its applications- II (PY 5.5)	Lecture	Black Board & Projector	Dr. Kapil	


11/02/2025	Tuesday	10.00-11.00am	Functional anatomy of female reproductive system: functions of ovary and its hormones ( estrogen and progesterone) ; hormonal regulation by hypothalamic pituitary gonadal (HPG axis) –I (PY 9.4)	Lecture	Black Board & Projector	Dr. Gayatri	
		2.30 to 4.30 pm	Measurement of arterial blood pressure (PY 5.12)	Practical/ DEMO/ SGD	Black Board & Projector	Dr. Ranjana Dr. Santosh Dr. Alok Dr. Kapil Dr. Gayatri Dr. Prachi Dr. Dipika Dr. Niteen	
12/02/2025	Wednesday	10.00-11.00am	Functional anatomy of female reproductive system: functions of ovary and its hormones ( estrogen and progesterone) ; hormonal regulation by hypothalamic pituitary gonadal (HPG axis) –II (PY 9.4)	Lecture	Black Board & Projector	Dr. Gayatri	
		2.30 to 4.30 pm	Measurement of arterial blood pressure (PY 5.12)	Practical/ DEMO/ SGD	Black Board & Projector	Dr. Ranjana Dr. Santosh Dr. Alok Dr. Kapil Dr. Gayatri Dr. Prachi Dr. Niteen Dr. Rajendra	
13/02/2025	Thursday	1.30-2.30 pm	Functional anatomy of female reproductive system: functions of ovary and its hormones ( estrogen and progesterone) ; hormonal regulation by hypothalamic pituitary gonadal (HPG axis) –III (PY 9.4)	Lecture	Black Board & Projector	Dr. Gayatri	
		2.30 to 4.30 pm	Measurement of arterial blood pressure (PY 5.12)	Practical/ DEMO/ SGD	Black Board & Projector	Dr. Ranjana Dr. Santosh Dr. Alok Dr. Kapil Dr. Gayatri Dr. Prachi Dr. Dipika Dr. Niteen Dr. Rajendra	


14/02/2025	Friday	11.00-12.45pm	SDL- Conduction system of heart, Cardiac cycle & Heart sounds	SDL	Black Board, Electronic, Digital & Library	Dr. Ranjana Dr. Santoshi Dr. Alok Dr. Gayatri Dr. Prachi		
		1.30-2.30 pm	Physiological variations in ECG waveforms, abnormal waveforms and intervals, arrhythmias, heart blocks and myocardial Infarction.- (PY 5.6)	Lecture	Black Board & Projector	Dr. Alok		
		2.30 to 4.30 pm	Measurement of arterial blood pressure (PY 5.12)	Practical/ DEMO/ SGD	Black Board & Projector	Dr. Ranjana Dr. Santosh Dr. Alok Dr. Gayatri Dr. Prachi Dr. Dipika Dr. Niteen Dr. Rajendra		
17/02/2025	Monday	9.00-10.00 am	Physiological variations in ECG waveforms, abnormal waveforms and intervals , arrhythmias, heart blocks and myocardial Infarction (PY 5.6)	Lecture	Black Board & Projector	Dr. Alok		
		2.30 to 4.30 pm	DLC-I (PY 2.11)	Practical/ DEMO/ SGD	Black Board & Projector	Dr. Ranjana Dr. Santosh Dr. Alok Dr. Kapil Dr. Gayatri Dr. Dipika Dr. Niteen Dr. Rajendra		
18/02/2025	Tuesday	10.00-11.00am	Synthesis, secretion, transport, physiological actions, regulation and effect of altered (hypo and hyper) secretion of pituitary gland- II (PY 8.2)	Lecture	Black Board & Projector	Dr. Ranjana		
		2.30 to 4.30 pm	DLC-I (PY 2.11)	Practical/ DEMO/ SGD	Black Board & Projector	Dr. Ranjana Dr. Santosh Dr. Alok Dr. Kapil Dr. Dipika Dr. Niteen Dr. Rajendra		
19/02/2025	Wednesday	<b>Holiday- Shiv Jayanti</b>						

20/02/2025	Thursday	1.30-2.30 pm	Synthesis, secretion, transport, physiological actions, regulation and effect of altered (hypo and hyper) secretion of thyroid gland including thyroid function tests-I (PY 8.3)	Lecture	Black Board & Projector	Dr. Ranjana	
		2.30 to 4.30 pm	DLC-I (PY 2.11)	Practical/ DEMO/ SGD	Black Board & Projector	Dr. Ranjana Dr. Santosh Dr. Alok Dr. Kapil Dr. Gayatri Dr. Dipika Dr. Niteen Dr. Rajendra	
21/02/2025	Friday	11.00-12.45pm	SDL- ECG, Cardiac Output	SDL	Black Board, Electronic, Digital & Library	Dr. Ranjana Dr. Santosh Dr. Alok Dr. Kapil Dr. Gayatri	
		1.30-2.30 pm	Synthesis, secretion, transport, physiological actions, regulation and effect of altered (hypo and hyper) secretion of thyroid gland including thyroid function tests-II (PY 8.3)	Lecture	Black Board & Projector	Dr. Ranjana	
		2.30 to 4.30 pm	DLC-I (PY 2.11)	Practical/ DEMO/ SGD	Black Board & Projector	Dr. Ranjana Dr. Santosh Dr. Alok Dr. Kapil Dr. Gayatri Dr. Niteen Dr. Rajendra	
22/02/2025	Saturday	11.00-12.00 pm	Continuous Class Test-II	Other	Black Board & Projector	Dr. Santosh Dr. Alok Dr. Kapil Dr. Gayatri	
24/02/2025	Monday	9.00-10.00 am	Sex determination, sex differentiation and their abnormalities and discuss the effects of removal of gonads on physiological functions (PY 9.1), Puberty: onset, progression, stages; early and delayed puberty.(PY 9.2)	Lecture	Black Board & Projector	Dr. Alok	

		2.30 to 4.30 pm	DLC-II (PY 2.11)	Practical/ DEMO/ SGD	Black Board & Projector	Dr. Santosh Dr. Alok Dr. Gayatri Dr. Akhilesh Dr. Deepa Dr. Vasant Dr. Shital		
25/02/2025	Tuesday	10.00-11.00am	Synthesis, secretion, transport, physiological actions, regulation and effect of altered (hypo and hyper) secretion of parathyroid gland with emphasis of physiology of bone and calcium metabolism-I (PY 8.5)	Lecture	Black Board & Projector	Dr. Santosh		
		2.30 to 4.30 pm	DLC-II (PY 2.11)	Practical/ DEMO/ SGD	Black Board & Projector	Dr. Santosh Dr. Alok Dr. Kapil Dr. Gayatri Dr. Deepa Dr. Vasant Dr. Shital		
26/02/2025	Wednesday	<b>Holiday- Mahashivratri</b>						
27/02/2025	Thursday	1.30-2.30 pm	Synthesis, secretion, transport, physiological actions, regulation and effect of altered (hypo and hyper) secretion of parathyroid gland with emphasis of physiology of bone and calcium metabolism-II (PY 8.5)	Lecture	Black Board & Projector	Dr. Santosh		
		2.30 to 4.30 pm	DLC-II (PY 2.11)	Practical/ DEMO/ SGD	Black Board & Projector	Dr. Santosh Dr. Alok Dr. Kapil Dr. Gayatri Dr. Akhilesh Dr. Vasant Dr. Shital		
28/02/2025	Friday	11.00-12.45pm	SDL-Heart rate regulation and Regulation of blood pressure	SDL	Black Board, Electronic, Digital & Library	Dr. Santosh Dr. Alok Dr. Kapil Dr. Gayatri		

		1.30-2.30 pm	Synthesis, secretion, transport, physiological actions, regulation and effect of altered (hypo and hyper) secretion of adrenal gland and its function tests (PY 8.4)	Lecture	Black Board & Projector	Dr. Santosh	
		2.30 to 4.30 pm	DLC-II (PY 2.11)	Practical/ DEMO/ SGD	Black Board & Projector	Dr. Santosh Dr. Alok Dr. Kapil Dr. Gayatri Dr. Akhilesh Dr. Deepa Dr. Vasant Dr. Shital	

  
**Professor & HOD**  
**Dept. of Physiology**  
**Dr. Ulhas Patil Medical College &**  
**Hospital Jalgaon Kh, Jalgaon.**



## Godavari Foundation's DR. ULHAS PATIL MEDICAL COLLEGE & HOSPITAL, JALGAON KH

Recognized by Medical Council of India, Approved by Central Govt. of India, New Delhi,

Letter no. MCI-34(41)/2012-med./158127, dated 05/02/2013

Affiliated to Maharashtra University of Health Sciences, Nashik [College Code-1306]

Jalgaon-Bhusawal Road, NH-6, Jalgaon Kh, Tal. & Dist. Jalgaon 425309

Tel. No. (0257)2366657, 2366678 Fax No. 0257-2366648

Email ID : [dupmcj@yahoo.in](mailto:dupmcj@yahoo.in) Web Site : [www.dupmc.ac.in](http://www.dupmc.ac.in)

### Department Of Physiology Monthly Teaching Schedule CBME 2024 – 2025

#### Month- March- 2025

Date	Day	Time	Name of Topic	Teaching Learning	AV Aids	Name of Teacher	Remarks
03/03/2025	Monday	9.00-10.00 am	Functional anatomy of male reproductive system, functions of testis, spermatogenesis and discuss the functions and regulations of testosterone hormone (PY	Lecture	Black Board & Projector	Dr. Alok	
04/03/2025	Tuesday	10.00-11.00am	Male and female contraceptive methods, rationale of its prescription, side effects and its advantages & disadvantages (PY 9.6) common causes of infertility in a couple and role of IVF in managing a case of	Lecture	Black Board & Projector	Dr. Alok	
		2.30 to 4.30 pm	Effects of Posture on Blood Pressure (PY 5.14)	Practical/ DEMO/ SGD	Black Board & Projector	Dr. Ranjana Dr. Santosh Dr. Alok Dr. Kapil Dr. Gayatri Dr. Dipika Dr. Niteen Dr. Rajendra Dr. Shital	
05/03/2025	Wednesday	10.00-11.00am	Synthesis, secretion, transport, physiological actions, regulation and effect of altered (hypo and hyper) secretion of pituitary gland- II (PY 8.2)	Lecture	Black Board & Projector	Dr. Santosh	
		2.30 to 4.30 pm	Effects of Posture on Blood Pressure (PY 5.14)	Practical/ DEMO/ SGD	Black Board & Projector	Dr. Ranjana Dr. Santosh Dr. Alok Dr. Kapil Dr. Gayatri Dr. Dipika Dr. Niteen Dr. Rajendra Dr. Shital	

06/03/2025	Thursday	1.30-2.30 pm	Physiology of smell and its applied aspects (PY 11.1)	Lecture	Black Board & Projector	Dr. Santosh	
		2.30 to 4.30 pm	Effects of Posture on Blood Pressure (PY 5.14)	Practical/ DEMO/ SGD	Black Board & Projector	Dr. Ranjana Dr. Santosh Dr. Alok Dr. Kapil Dr. Gayatri Dr. Dipika Dr. Niteen Dr. Rajendra Dr. Shital	
07/03/2025	Friday	11.00-12.45pm	SDL- Cardiac Shock	SDL	Black Board, Electronic, Digital & Library	Dr. Ranjana Dr. Santosh Dr. Alok Dr. Kapil Dr. Gayatri	
		1.30-2.30 pm	Physiology of taste sensation and applied aspects (PY 11.2)	Lecture	Black Board & Projector	Dr. Kapil	
		2.30 to 4.30 pm	Effects of Posture on Blood Pressure (PY 5.14)	Practical/ DEMO/ SGD	Black Board & Projector	Dr. Ranjana Dr. Santosh Dr. Alok Dr. Kapil Dr. Gayatri Dr. Dipika Dr. Niteen Dr. Rajendra	
10/03/2025	Monday	9.00-10.00 am	Functional anatomy of eye, visual pathway, light and pupillary reflex and clinical implication of lesions in visual pathway - I (PY 11.5)	Lecture	Black Board & Projector	Dr. Santosh	
		1.30-2.30 pm	Functional anatomy of eye, visual pathway, light and pupillary reflex and clinical implication of lesions in visual pathway - II (PY 11.5)	Lecture	Black Board & Projector	Dr. Santosh	
		2.30 to 4.30 pm	Clinical Examination of CVS (PY 5.16)	Practical/ DEMO/ SGD	Black Board & Projector	Dr. Ranjana Dr. Santosh Dr. Alok Dr. Kapil Dr. Gayatri Dr. Akhilesh Dr. Deepa Dr. Vasant Dr. Prasad	


11/03/2025	Tuesday	10.00-11.00am	Functional anatomy of eye, visual pathway, light and pupillary reflex and clinical implication of lesions in visual pathway - III (PY 11.5)	Lecture	Black Board & Projector	Dr. Ranjana		
		2.30 to 4.30 pm	Clinical Examination of CVS (PY 5.16)	Practical/ DEMO/ SGD	Black Board & Projector	Dr. Ranjana Dr. Santosh Dr. Alok Dr. Kapil Dr. Gayatri Dr. Akhilesh Dr. Deepa Dr. Vasant Dr. Prasad		
12/03/2025	Wednesday	10.00-11.00am	Functional anatomy of eye, visual pathway, light and pupillary reflex and clinical implication of lesions in visual pathway - IV (PY 11.5)	Lecture	Black Board & Projector	Dr. Ranjana		
		2.30 to 4.30 pm	Clinical Examination of CVS (PY 5.16)	Practical/ DEMO/ SGD	Black Board & Projector	Dr. Ranjana Dr. Santosh Dr. Alok Dr. Gayatri Dr. Akhilesh Dr. Deepa Dr. Vasant Dr. Prasad		
13/03/2025	Thursday	1.30-2.30 pm	Synthesis, secretion, transport, physiological actions, regulation and effect of altered (hypo and hyper) secretion of pancreatic gland including pancreatic function tests-I (PY 8.6)	Lecture	Black Board & Projector	Dr. Alok		
		2.30 to 4.30 pm	Clinical Examination of CVS (PY 5.16)	Practical/ DEMO/ SGD	Black Board & Projector	Dr. Ranjana Dr. Santosh Dr. Alok Dr. Kapil Dr. Gayatri Dr. Akhilesh Dr. Deepa Dr. Prasad		
14/03/2025	Friday	<b>Holiday- Dhulivandan</b>						


15/03/2025	Saturday	10.00-11.00am	ECE Lecture- Myasthenia Gravis			Dr. Santosh	
		11.00-12.00pm	Slow & Advance learner exam	Other	Black Board & Projector	Dr. Ranjana Dr. Alok Dr. Kapil Dr. Gayatri	
17/03/2025	Monday	9.00-10.00 am	Functional anatomy of kidney and non-excretory functions of kidney (PY 7.1), Structure and Functions of juxta glomerular apparatus and role of renin-angiotensin system (PY 7.2)	Lecture	Black Board & Projector	Dr. Santosh	
18/03/2025	Tuesday	10.00-11.00am	Functional anatomy of eye, visual pathway, light and pupillary reflex and clinical implication of lesions in visual pathway - V (PY 11.5)	Lecture	Black Board & Projector	Dr. Ranjana	
		2.30 to 4.30 pm	Revision- Clinical Examination of CVS (PY 5.16)	Practical/ DEMO/ SGD	Black Board & Projector	Dr. Ranjana Dr. Santosh Dr. Alok Dr. Kapil Dr. Gayatri Dr. Dipika Dr. Niteen Dr. Rajendra Dr. Shital	
19/03/2025	Wednesday	10.00-11.00am	Synthesis, secretion, transport, physiological actions, regulation and effect of altered (hypo and hyper) secretion of pancreatic gland including pancreatic function tests-II	Lecture	Black Board & Projector	Dr. Alok	
		2.30 to 4.30 pm	Revision- Clinical Examination of CVS (PY 5.16)	Practical/ DEMO/ SGD	Black Board & Projector	Dr. Ranjana Dr. Santosh Dr. Alok Dr. Kapil Dr. Gayatri Dr. Dipika Dr. Niteen Dr. Rajendra	
20/03/2025	Thursday	1.30-2.30 pm	Functional anatomy of ear and auditory pathways, vestibular apparatus and equilibrium (PY 11.3)	Lecture	Black Board & Projector	Dr. Kapil	

		2.30 to 4.30 pm	Revision- Clinical Examination of CVS (PY 5.16)	Practical/ DEMO/ SGD	Black Board & Projector	Dr. Ranjana Dr. Santosh Dr. Alok Dr. Kapil Dr. Gayatri Dr. Dipika Dr. Niteen Dr. Shital	
21/03/2025	Friday	11.00-12.45pm	Human Experiment – Perimetry (PY 10.20)	Practical/ DEMO/ SGD	Black Board & Projector	Dr. Ranjana Dr. Santosh Dr. Alok Dr. Kapil Dr. Gayatri	
		1.30-2.30 pm	Functional organization of central nervous system (brain and spinal cord) (PY 10.1)	Lecture	Black Board & Projector	Dr. Kapil	
		2.30 to 4.30 pm	Revision- Clinical Examination of CVS (PY 5.16)	Practical/ DEMO/ SGD	Black Board & Projector	Dr. Ranjana Dr. Santosh Dr. Alok Dr. Kapil Dr. Gayatri Dr. Niteen Dr. Rajendra Dr. Shital	
22/03/2025	Saturday	10.00-11.00am	Seminar	Other	Black Board & Projector	Dr. Santosh Dr. Alok	
24/03/2025	Monday	9.00-10.00 am	Physiology of hearing, pathophysiology of deafness and hearing tests (PY 11.4)	Lecture	Black Board & Projector	Dr. Alok	
25/03/2025	Tuesday	10.00-11.00am	Classify the neurotransmitters and discuss the chemical transmission in the nervous system.(PY 10.3)	Lecture	Black Board & Projector	Dr. Gayatri	
		2.30 to 4.30 pm	Clinical Examination of Respiratory System (PY 6.9)	Practical/ DEMO/ SGD	Black Board & Projector	Dr. Ranjana Dr. Santosh Dr. Alok Dr. Gayatri Dr. Akhilesh Dr. Deepa Dr. Vasant Dr. Prasad	

26/03/2025	Wednesday	10.00-11.00am	Classification, functions and properties of receptors (PY 10.6)	Lecture	Black Board & Projector	Dr. Gayatri	
		2.30 to 4.30 pm	Clinical Examination of Respiratory System (PY 6.9)	Practical/ DEMO/ SGD	Black Board & Projector	Dr. Ranjana Dr. Santosh Dr. Alok Dr. Kapil Dr. Gayatri Dr. Akhilesh Dr. Deepa Dr. Vasant Dr. Prasad	
27/03/2025	Thursday	1.30-2.30 pm	Classification, functions and properties of synapse (PY 10.4)	Lecture	Black Board & Projector	Dr. Ranjana	
		2.30 to 4.30 pm	Clinical Examination of Respiratory System (PY 6.9)	Practical/ DEMO/ SGD	Black Board & Projector	Dr. Ranjana Dr. Santosh Dr. Alok Dr. Kapil Dr. Gayatri Dr. Akhilesh Dr. Deepa Dr. Prasad	
28/03/2025	Friday	11.00-12.45pm	SDL- Pituitary Glands	SDL	Black Board, Electronic, Digital & Library	Dr. Ranjana Dr. Santosh Dr. Alok Dr. Kapil Dr. Gayatri	
		1.30-2.30 pm	Functional anatomy of hypothalamus and limbic system, its connections, functions and clinical abnormalities.	Lecture	Black Board & Projector	Dr. Gayatri	
		2.30 to 4.30 pm	Clinical Examination of Respiratory System (PY 6.9)	Practical/ DEMO/ SGD	Black Board & Projector	Dr. Ranjana Dr. Santosh Dr. Alok Dr. Kapil Dr. Gayatri Dr. Akhilesh Dr. Vasant Dr. Prasad	

29/03/2025	Saturday	10.00-11.00am	Seminar	Other	Black Board & Projector	Dr. Santosh Dr. Alok Dr. Kapil Dr. Gayatri	
		11.00-12.00pm	Slow & Advance learner exam	Other	Black Board & Projector	Dr. Santosh Dr. Alok Dr. Kapil Dr. Gayatri	

  
**Professor & HOD**  
**Dept. of Physiology**  
**Dr. Uthas Patil Medical College &**  
**Hospital Jaigson Kh, Jaigson.**



## Godavari Foundation's DR. ULHAS PATIL MEDICAL COLLEGE & HOSPITAL, JALGAON KH

Recognized by Medical Council of India, Approved by Central Govt. of India, New Delhi,

Letter no. MCI-34(41)/2012-med./158127, dated 05/02/2013

Affiliated to Maharashtra University of Health Sciences, Nashik [College Code-1306]

Jalgaon-Bhusawal Road, NH-6, Jalgaon Kh, Tal. & Dist. Jalgaon 425309

Tel. No. (0257)2366657, 2366678 Fax No. 0257-2366648

Email ID : dupmcj@yahoo.in Web Site : www.dupmc.ac.in

### Department Of Physiology Monthly Teaching Schedule CBME 2024 – 2025

#### Month- April- 2025


Date	Day	Time	Name of Topic	Teaching Learning	AV Aids	Name of Teacher	Remarks
01/04/2025	Tuesday	10.00-11.00am	Cerebrospinal Fluid	Lecture	Black Board & Projector	Dr. Alok	
		2.30 to 4.30 pm	Revision- Clinical Practicals	Practical/ DEMO/ SGD	Black Board & Projector	Dr. Ranjana Dr. Alok Dr. Kapil Dr. Gayatri Dr. Akhilesh Dr. Deepa Dr. Vasant Dr. Prasad	
<b>02/04/2025 to 12/04/2025 I<sup>st</sup> MBBS II<sup>nd</sup> Terminal Theory &amp; Practical Examination</b>							
14/04/2025	Monday	<b>Holiday- Dr. Babasaheb Ambedkar Jayanti</b>					
15/04/2025	Tuesday	10.00-11.00am	Types and clinical features of spinal cord lesions (complete, incomplete transection and hemisection - Brown Sequard syndrome ) (PY 10.10)	Lecture	Black Board & Projector	Dr. Alok	
		2.30 to 4.30 pm	Clinical Examination of Abdomen (PY 11)	Practical/ DEMO/ SGD	Black Board & Projector	Dr. Ranjana Dr. Alok Dr. Kapil Dr. Gayatri Dr. Mohd Imran Dr. Niteen Dr. Rajendra Dr. Shital	


16/04/2025	Wednesday	10.00-11.00am	Somatic sensations, ascending tracts, (sensory tracts) and applied aspects of sensory system – I (PY 10.7)	Lecture	Black Board & Projector	Dr. Ranjana	
18/04/2025	Friday	<b>Holiday- Good Friday</b>					
21/04/2025	Monday	9.00-10.00 am	Revision- Vision	Lecture	Black Board & Projector	Dr. Alok	
22/04/2025	Tuesday	10.00-11.00am	Mechanism of urine formation involving processes of filtration (Glomerular filtration), tubular reabsorption & secretion.(PY 7.3)	Lecture	Black Board & Projector	Dr. Kapil	
		2.30 to 4.30 pm	Clinical examination of II (Visual acuity& colour vision) III, IV & VI cranial nerves (PY 10.11) Visual reflexes (PY 10.20)	Practical/ DEMO/ SGD	Black Board & Projector	Dr. Ranjana Dr. Alok Dr. Kapil Dr. Gayatri Dr. Mohd Imran Dr. Dipika Dr. Niteen Dr. Rajendra Dr. Shital	
23/04/2025	Wednesday	10.00-11.00am	Mechanism of urine concentration and dilution (Counter current Multiplier & Exchanger ) (PY 7.4)	Lecture	Black Board & Projector	Dr. Gayatri	
		2.30 to 4.30 pm	Clinical examination of II (Visual acuity& colour vision) III, IV & VI cranial nerves (PY 10.11) Visual reflexes (PY 10.20)	Practical/ DEMO/ SGD	Black Board & Projector	Dr. Ranjana Dr. Alok Dr. Kapil Dr. Gayatri Dr. Mohd Imran Dr. Dipika Dr. Niteen Dr. Rajendra Dr. Shital Dr. Yugandhar	
24/04/2025	Thursday	1.30-2.30 pm	Innervations of urinary bladder, physiology of micturition and its abnormalities (PY 7.6) Cystometry and discuss the normal cystometrogram (PY 7.7)	Lecture	Black Board & Projector	Dr. Gayatri	

		2.30 to 4.30 pm	Clinical examination of II (Visual acuity& colour vision) III, IV & VI cranial nerves (PY 10.11) Visual reflexes (PY 10.20)	Practical/ DEMO/ SGD	Black Board & Projector	Dr. Ranjana Dr. Alok Dr. Kapil Dr. Gayatri Dr. Mohd Imran Dr. Dipika Dr. Niteen Dr. Rajendra Dr. Shital Dr. Yugandhar	
25/04/2025	Friday	11.00-12.45pm	Human experiment-Demonstration of ECG (PY 5.13)	Practical/ DEMO/ SGD	Black Board & Projector	Dr. Ranjana Dr. Alok Dr. Kapil Dr. Gayatri Dr. Akhilesh Dr. Deepa Dr. Vasant Dr. Prasad	
		1.30-2.30 pm	Renal Function Tests with its physiological significance and clinical implication of Renal clearance (PY 7.8) role of artificial kidneys, dialysis and indications of renal transplant (PY 7.9)	Lecture	Black Board & Projector	Dr. Gayatri	
		2.30 to 4.30 pm	Clinical examination of II (Visual acuity& colour vision) III, IV & VI cranial nerves (PY 10.11) Visual reflexes (PY 10.20)	Practical/ DEMO/ SGD	Black Board & Projector	Dr. Ranjana Dr. Alok Dr. Kapil Dr. Gayatri Dr. Mohd Imran Dr. Dipika Dr. Niteen Dr. Rajendra Dr. Shital Dr. Yugandhar	
26/04/2025	Saturday	10.00-11.00am	Seminar	Other	Black Board & Projector	Dr. Ranjana Dr. Alok Dr. Kapil Dr. Gayatri Dr. Mohd Imran	

		2.30 to 4.30 pm	Clinical examination of II (Visual acuity & colour vision) III, IV & VI cranial nerves (PY 10.11) Visual reflexes (PY 10.20)	Practical/ DEMO/ SGD	Black Board & Projector	Dr. Ranjana Dr. Alok Dr. Kapil Dr. Gayatri Dr. Mohd Imran Dr. Dipika Dr. Niteen Dr. Rajendra Dr. Shital Dr. Yugandhar	
25/04/2025	Friday	11.00-12.45pm	Human experiment-Demonstration of ECG (PY 5.13)	Practical/ DEMO/ SGD	Black Board & Projector	Dr. Ranjana Dr. Alok Dr. Kapil Dr. Gayatri Dr. Akhilesh Dr. Deepa Dr. Vasant Dr. Prasad	
		1.30-2.30 pm	Renal Function Tests with its physiological significance and clinical implication of Renal clearance (PY 7.8) role of artificial kidneys, dialysis and indications of renal transplant (PY 7.9)	Lecture	Black Board & Projector	Dr. Gayatri	
		2.30 to 4.30 pm	Clinical examination of II (Visual acuity & colour vision) III, IV & VI cranial nerves (PY 10.11) Visual reflexes (PY 10.20)	Practical/ DEMO/ SGD	Black Board & Projector	Dr. Ranjana Dr. Alok Dr. Kapil Dr. Gayatri Dr. Mohd Imran Dr. Dipika Dr. Niteen Dr. Rajendra Dr. Shital Dr. Yugandhar	
26/04/2025	Saturday	10.00-11.00am	Seminar	Other	Black Board & Projector	Dr. Ranjana Dr. Alok Dr. Kapil Dr. Gayatri Dr. Mohd Imran	

		11.00-12.00pm	Slow & Advance learner exam	Other	Black Board & Projector	Dr. Ranjana Dr. Alok Dr. Kapil Dr. Gayatri Dr. Mohd Imran		
28/04/2025	Monday	9.00-10.00 am	Functional anatomy of thalamus , its connections, functions and clinical abnormalities (PY 10.14)	Lecture	Black Board & Projector	Dr. Alok		
		2.30 to 4.30 pm	Clinical Examination of -I,V,VII,IX,X,XI,XII Cranial nerves (PY10.11)	Practical/ DEMO/ SGD	Black Board & Projector	Dr. Ranjana Dr. Alok Dr. Kapil Dr. Gayatri Dr. Mohd Imran Dr. Akhilesh Dr. Deepa Dr. Vasant Dr. Prasad Dr. Yugandhar		
29/04/2025	Tuesday	10.00-11.00am	Physiology of pain including pain pathways and its modulation with special emphasis on gate control theory of pain –I (PY 10.8)	Lecture	Black Board & Projector	Dr. Ranjana		
		2.30 to 4.30 pm	Clinical Examination of -I,V,VII,IX,X,XI,XII Cranial nerves (PY10.11)	Practical/ DEMO/ SGD	Black Board & Projector	Dr. Ranjana Dr. Alok Dr. Kapil Dr. Gayatri Dr. Mohd Imran Dr. Akhilesh Dr. Deepa Dr. Vasant Dr. Prasad Dr. Yugandhar		
30/04/2025	Wednesday	<b>Holiday- Akshay Trutiya</b>						

  
**Professor & HOD**  
**Dept. of Physiology**  
**Dr. Uhas Patil Medical College &**  
**Hospital Jalgaon Kh, Jalgaon.**



Godavari Foundation's  
**DR. ULHAS PATIL MEDICAL COLLEGE & HOSPITAL, JALGAON KH**

Recognized by Medical Council of India, Approved by Central Govt. of India, New Delhi,

Letter no. MCI-34(41)/2012-med./158127, dated 05/02/2013

Affiliated to Maharashtra University of Health Sciences, Nashik [College Code-1306]

Jalgaon-Bhusawal Road, NH-6, Jalgaon Kh, Tal. & Dist. Jalgaon 425309

Tel. No. (0257)2366657, 2366678 Fax No. 0257-2366648

Email ID : dupmcj@yahoo.in Web Site : www.dupmc.ac.in

**Department Of Physiology**

**Monthly Teaching Schedule CBME 2024 – 2025**

**Month- May- 2025**

Date	Day	Time	Name of Topic	Teaching Learning	AV Aids	Name of Teacher	Remarks
01/05/2025	Thursday	<b>Holiday- Maharashtra Day</b>					
02/05/2025	Friday	11.00-12.45pm	Human experiment-Demonstration of Stethography (PY 6)	Practical/ DEMO/ SGD	Black Board & Projector	Dr. Ranjana Dr. Alok Dr. Kapil Dr. Gayatri Dr. Mohd Imran Dr. Dipika Dr. Niteen Dr. Rajendra Dr. Shital	
		1.30-2.30 pm	Physiology of pain including pain pathways and its modulation with special emphasis on gate control theory of pain –II (PY 10.8)	Lecture	Black Board & Projector	Dr. Ranjana	
		2.30 to 4.30 pm	Clinical Examination of -I,V,VII,IX,X,XI,XII Cranial nerves (PY10.11)	Practical/ DEMO/ SGD	Black Board & Projector	Dr. Ranjana Dr. Alok Dr. Kapil Dr. Gayatri Dr. Mohd Imran Dr. Akhilesh Dr. Deepa Dr. Vasant Dr. Prasad Dr. Yugandhar	


03/05/2025	Saturday	10.00-11.00am	Seminar	Other	Black Board & Projector	Dr. Ranjana Dr. Alok Dr. Kapil Dr. Gayatri Dr. Mohd Imran	
		11.00-12.00pm	Slow & Advance learner exam	Other	Black Board & Projector	Dr. Ranjana Dr. Alok Dr. Kapil Dr. Gayatri Dr. Mohd Imran	
		2.30 to 4.30 pm	Clinical Examination of -I, V, VII, IX, X, XI, XII Cranial nerves (PY10.11)	Practical/ DEMO/ SGD	Black Board & Projector	Dr. Ranjana Dr. Alok Dr. Kapil Dr. Gayatri Dr. Mohd Imran Dr. Akhilesh Dr. Deepa Dr. Vasant Dr. Prasad Dr. Yugandhar	
05/05/2025	Monday	9.00-10.00 am	Structure and functions of reticular activating system, sleep physiology and EEG waveforms during sleep wake cycle (PY 10.17)	Lecture	Black Board & Projector	Dr. Alok	
06/05/2025	Tuesday	10.00-11.00am	Descending tracts (pyramidal and extra pyramidal), its clinical implications including difference in Upper motor neuron (UMN) and lower motor neuron (LMN) lesions (PY 10.9)	Lecture	Black Board & Projector	Dr. Ranjana	
		2.30 to 4.30 pm	Clinical Examination of Sensory System (PY 10.11)	Practical/ DEMO/ SGD	Black Board & Projector	Dr. Ranjana Dr. Kapil Dr. Gayatri Dr. Mohd Imran Dr. Dipika Dr. Niteen Dr. Rajendra Dr. Shital	
07/05/2025	Wednesday	10.00-11.00am	Functional anatomy of cerebellum, its connections, functions and clinical abnormalities-I (PY 10.11)	Lecture	Black Board & Projector	Dr. Gayatri	

		2.30 to 4.30 pm	Clinical Examination of Sensory System (PY 10.11)	Practical/ DEMO/ SGD	Black Board & Projector	Dr. Ranjana Dr. Alok Dr. Kapil Dr. Gayatri Dr. Mohd Imran Dr. Dipika Dr. Niteen Dr. Rajendra Dr. Shital	
08/05/2025	Thursday	1.30-2.30 pm	Functional anatomy of cerebellum, its connections, functions and clinical abnormalities-II (PY 10.11)	Lecture	Black Board & Projector	Dr. Gayatri	
		2.30 to 4.30 pm	Clinical Examination of Sensory System (PY 10.11)	Practical/ DEMO/ SGD	Black Board & Projector	Dr. Ranjana Dr. Alok Dr. Kapil Dr. Gayatri Dr. Mohd Imran Dr. Dipika Dr. Niteen Dr. Rajendra Dr. Shital	
09/05/2025	Friday	11.00-12.45pm	SDL- Ascending & Descending Tract	SDL	Black Board, Electronic, Digital & Library	Dr. Ranjana Dr. Alok Dr. Kapil Dr. Gayatri Dr. Mohd Imran	
		1.30-2.30 pm	Physiological basis of memory, learning and speech and clinical alterations in speech-I (PY 10.18)	Lecture	Black Board & Projector	Dr. Kapil	
		2.30 to 4.30 pm	Clinical Examination of Sensory System (PY 10.11)	Practical/ DEMO/ SGD	Black Board & Projector	Dr. Ranjana Dr. Alok Dr. Kapil Dr. Gayatri Dr. Mohd Imran Dr. Dipika Dr. Niteen Dr. Rajendra Dr. Shital	
10/05/2025	Saturday	11.00-12.00pm	Seminar	Other	Black Board & Projector	Dr. Ranjana Dr. Alok Dr. Kapil Dr. Mohd Imran	

		12.00-01.00pm	Slow & Advance learner exam	Other	Black Board & Projector	Dr. Ranjana Dr. Alok Dr. Kapil Dr. Mohd Imran		
12/05/2025	Monday	<b>Holiday- Buddha Purnima</b>						
13/05/2025	Tuesday	10.00-11.00am	Physiological basis of memory and learning- II (PY 10.18)	Lecture	Black Board & Projector	Dr. Kapil		
		2.30 to 4.30 pm	Hearing Test (PY 10.20)	Practical/ DEMO/ SGD	Black Board & Projector	Dr. Ranjana Dr. Alok Dr. Kapil Dr. Mohd Imran Dr. Akhilesh Dr. Deepa Dr. Vasant Dr. Prasad Dr. Yugandhar		
14/05/2025	Wednesday	10.00-11.00am	Effect of exercise on CVS & RS (PY 12.3)	Lecture	Black Board & Projector	Dr. Mohd Imran		
		2.30 to 4.30 pm	Hearing Test (PY 10.20)	Practical/ DEMO/ SGD	Black Board & Projector	Dr. Ranjana Dr. Alok Dr. Kapil Dr. Mohd Imran Dr. Akhilesh Dr. Deepa Dr. Vasant Dr. Prasad Dr. Yugandhar		
15/05/2025	Thursday	1.30-2.30 pm	Physiology of yoga and meditation(PY 12.8)	Lecture	Black Board & Projector	Dr. Ranjana		
		2.30 to 4.30 pm	Hearing Test (PY 10.20)	Practical/ DEMO/ SGD	Black Board & Projector	Dr. Ranjana Dr. Alok Dr. Kapil Dr. Mohd Imran Dr. Akhilesh Dr. Deepa Dr. Vasant Dr. Prasad Dr. Yugandhar		

16/05/2025	Friday	11.00-12.45pm	CPCR ( Cardio-pulmonary-cerebral resuscitation) (PY 11.14)	Practical/ DEMO/ SGD	Black Board & Projector	Dr. Ranjana Dr. Alok Dr. Kapil	
		1.30-2.30 pm	Physiology of aging, role of free radicals and antioxidants (PY 12.6)	Lecture	Black Board & Projector	Dr. Alok	
		2.30 to 4.30 pm	Hearing Test (PY 10.20)	Practical/ DEMO/ SGD	Black Board & Projector	Dr. Ranjana Dr. Alok Dr. Yugandhar	
19/05/2025	Monday	9.00-10.00 am	Speech- I (PY 10.18)	Lecture	Black Board & Projector	Dr. Alok	
20/05/2025	Tuesday	10.00-11.00am	Vestibular Apparatus (PY 11.3)	Lecture	Black Board & Projector	Dr. Alok	
		2.30 to 4.30 pm	Revision- All Clinical Examination	Practical/ DEMO/ SGD	Black Board & Projector	Dr. Ranjana Dr. Alok	
21/05/2025	Wednesday	10.00-11.00am	Limbic System (PY 10.15)	Lecture	Black Board & Projector	Dr. Alok	
		2.30 to 4.30 pm	Revision- All Clinical Examination	Practical/ DEMO/ SGD	Black Board & Projector	Dr. Ranjana Dr. Alok Dr. Kapil Dr. Mohd Imran Dr. Dipika Dr. Niteen Dr. Shital	
22/05/2025	Thursday	1.30-2.30 pm	Structure and functions of reticular activating system (PY 10.17)	Lecture	Black Board & Projector	Dr. Kapil	
		2.30 to 4.30 pm	Revision- All Clinical Examination	Practical/ DEMO/ SGD	Black Board & Projector	Dr. Ranjana Dr. Alok Dr. Kapil Dr. Mohd Imran Dr. Akhilesh Dr. Vasant Dr. Prasad Dr. Yugandhar	

23/05/2025	Friday	11.00-12.45pm	SDL- Cerebellum	SDL	Black Board, Electronic, Digital & Library	Dr. Ranjana Dr. Alok Dr. Kapil Dr. Mohd Imran	
		1.30-2.30 pm	Physiological consequences of sedentary lifestyle; metabolic and endocrinal consequences of obesity & metabolic syndrome. (PY 12.4)	Lecture	Black Board & Projector	Dr. Ranjana	
		2.30 to 4.30 pm	Revision- All Clinical Examination	Practical/ DEMO/ SGD	Black Board & Projector	Dr. Ranjana Dr. Alok Dr. Kapil Dr. Mohd Imran Dr. Akhilesh Dr. Vasant Dr. Prasad Dr. Yugandhar	
<b>25/05/2025 to 31/05/2025 Summer Vacation</b>							

  
**Professor & HOD**  
**Dept. of Physiology**  
**Dz. Ulhas Patil Medical College &**  
**Hospital Jalgaon Kh, Jalgaon.**



Godavari Foundation's  
**DR. ULHAS PATIL MEDICAL COLLEGE & HOSPITAL, JALGAON KH**  
 Recognized by Medical Council of India, Approved by Central Govt. of India, New Delhi,  
 Letter no. MCI-34(41)/2012-med./158127, dated 05/02/2013  
 Affiliated to Maharashtra University of Health Sciences, Nashik [College Code-1306]  
 Jalgaon-Bhusawal Road, NH-6, Jalgaon Kh, Tal. & Dist. Jalgaon 425309  
 Tel. No. (0257)2366657, 2366678 Fax No. 0257-2366648  
 Email ID : dupmcj@yahoo.in Web Site : www.dupmc.ac.in

**Department Of Physiology**  
**Monthly Teaching Schedule CBME 2024 – 2025**

**Month- June- 2025**

Date	Day	Time	Name of Topic	Teaching Learning Methods	AV Aids	Name of Teacher	Remarks
02/06/2025	Monday	9.00-10.00 am	Speech- II (PY 10.18)	Lecture	Black Board & Projector	Dr. Alok	
03/06/2025	Tuesday	10.00-11.00am	Muscle Spindle (PY 10.5)	Lecture	Black Board & Projector	Dr. Ranjana	
		2.30 to 4.30 pm	Clinical Examination of Motor System-I (PY 10.11)	Practical/ DEMO/ SGD	Black Board & Projector	Dr. Ranjana Dr. Alok Dr. Mohd Imran Dr. Prachi Dr. Dipika Dr. Niteen Dr. Rajendra Dr. Shital Dr. Yugandhar	
04/06/2025	Wednesday	10.00-11.00am	Motor Reflex (PY 10.5)	Lecture	Black Board & Projector	Dr. Ranjana	
		2.30 to 4.30 pm	Clinical Examination of Motor System-I (PY 10.11)	Practical/ DEMO/ SGD	Black Board & Projector	Dr. Ranjana Dr. Alok Dr. Kapil Dr. Mohd Imran Dr. Prachi Dr. Dipika Dr. Niteen Dr. Rajendra Dr. Shital Dr. Yugandhar	


05/06/2025	Thursday	1.30-2.30 pm	Functional anatomy of basal ganglia , its connections, functions and Clinical abnormalities-I (PY 10.12)	Lecture	Black Board & Projector	Dr. Kapil	
		2.30 to 4.30 pm	Clinical Examination of Motor System-I (PY 10.11)	Practical/ DEMO/ SGD	Black Board & Projector	Dr. Ranjana Dr. Alok Dr. Kapil Dr. Mohd Imran Dr. Prachi Dr. Dipika Dr. Niteen Dr. Rajendra Dr. Shital Dr. Yugandhar	
06/06/2025	Friday	11.00-12.45pm	SDL- Physiology of vision & Visual pathway	SDL	Black Board, Electronic, Digital & Library	Dr. Ranjana Dr. Alok Dr. Kapil Dr. Mohd Imran	
		1.30-2.30 pm	Functional anatomy of basal ganglia , its connections, functions and Clinical abnormalities-II (PY 10.12)	Lecture	Black Board & Projector	Dr. Kapil	
		2.30 to 4.30 pm	Clinical Examination of Motor System-I (PY 10.11)	Practical/ DEMO/ SGD	Black Board & Projector	Dr. Ranjana Dr. Alok Dr. Kapil Dr. Mohd Imran Dr. Prachi Dr. Dipika Dr. Niteen Dr. Rajendra Dr. Shital Dr. Yugandhar	
09/06/2025	Monday	9.00-10.00 am	ANS (PY 10.2)	Lecture	Black Board & Projector	Dr. Alok	
10/06/2025	Tuesday	10.00-11.00am	Tutorial- Cell, Homeostasis & Transport across cell membrane	SGT	Black Board & Projector	Dr. Mohd Imran	
		2.30 to 4.30 pm	Clinical Examination of Motor System-II (PY 10.11)	Practical/ DEMO/ SGD	Black Board & Projector	Dr. Ranjana Dr. Kapil Dr. Mohd Imran Dr. Prachi Dr. Akhilesh Dr. Deepa Dr. Vasant Dr. Prasad Dr. Yugandhar	

11/06/2025	Wednesday	10.00-11.00am	Tone Posture Equilibrium (PY 10.13)	Lecture	Black Board & Projector	Dr. Alok	
		2.30 to 4.30 pm	Clinical Examination of Motor System-II (PY 10.11)	Practical/ DEMO/ SGD	Black Board & Projector	Dr. Ranjana Dr. Alok Dr. Kapil Dr. Mohd Imran Dr. Prachi Dr. Akhilesh Dr. Deepa Dr. Vasant Dr. Prasad Dr. Yugandhar	
12/06/2025	Thursday	1.30-2.30 pm	Tutorial- Resting membrane potential	SGT	Black Board & Projector	Dr. Ranjana	
		2.30 to 4.30 pm	Clinical Examination of Motor System-II (PY 10.11)	Practical/ DEMO/ SGD	Black Board & Projector	Dr. Ranjana Dr. Alok Dr. Kapil Dr. Mohd Imran Dr. Prachi Dr. Deepa Dr. Vasant Dr. Prasad Dr. Yugandhar	
13/06/2025	Friday	11.00-12.45pm	Continuous Class Test-III	Lecture	Black Board & Projector	Dr. Ranjana Dr. Alok Dr. Kapil Dr. Mohd Imran	
		1.30-2.30 pm	Tutorial- Erythropoiesis	SGT	Black Board & Projector	Dr. Alok	
		2.30 to 4.30 pm	Clinical Examination of Motor System-II (PY 10.11)	Practical/ DEMO/ SGD	Black Board & Projector	Dr. Ranjana Dr. Alok Dr. Kapil Dr. Mohd Imran Dr. Prachi Dr. Deepa Dr. Vasant Dr. Prasad Dr. Yugandhar	

14/06/2025	Saturday	11.00-12.00pm	Slow & Advance learner exam	Other	Black Board & Projector	Dr. Alok Dr. Kapil Dr. Mohd Imran	
16/06/2025	Monday	9.00-10.00 am	Physiology of Infancy, Interpret growth charts and anthropometric assessment of infants(PY 12.5)	Lecture	Black Board & Projector	Dr. Ranjana	
17/06/2025	Tuesday	10.00-11.00am	Organ Transplantation	Lecture	Black Board & Projector	Dr. Alok	
		2.30 to 4.30 pm	Clinical Examination of Abdomen (PY 11)	Practical/ DEMO/ SGD	Black Board & Projector	Dr. Ranjana Dr. Alok Dr. Kapil Dr. Mohd Imran Dr. Jayashree Dr. Prachi Dr. Dipika Dr. Niteen Dr. Rajendra Dr. Shital	
18/06/2025	Wednesday	10.00-11.00am	Tutorial- Cardiac Output	Lecture	Black Board & Projector	Dr. Jayashree	
		2.30 to 4.30 pm	Clinical Examination of Abdomen (PY 11)	Practical/ DEMO/ SGD	Black Board & Projector	Dr. Ranjana Dr. Alok Dr. Kapil Dr. Mohd Imran Dr. Jayashree Dr. Prachi Dr. Dipika Dr. Niteen Dr. Rajendra Dr. Shital	
19/06/2025	Thursday	1.30-2.30 pm	Tutorial- Shock	SGT	Black Board & Projector	Dr. Alok	
		2.30 to 4.30 pm	Clinical Examination of Abdomen (PY 11)	Practical/ DEMO/ SGD	Black Board & Projector	Dr. Ranjana Dr. Alok Dr. Kapil Dr. Mohd Imran Dr. Jayashree Dr. Prachi Dr. Deepa Dr. Vasant Dr. Prasad	

20/06/2025	Friday	11.00-12.45pm	SDL- Blood glucose regulation	Practical/ DEMO/ SGD	Black Board, Electronic, Digital & Library	Dr. Ranjana Dr. Alok Dr. Kapil Dr. Mohd Imran Dr. Jayashree
		1.30-2.30 pm	Tutorial- Calcium homeostasis	SGT	Black Board & Projector	Dr. Mohd Imran
		2.30 to 4.30 pm	Clinical Examination of Abdomen (PY 11)	Practical/ DEMO/ SGD	Black Board & Projector	Dr. Ranjana Dr. Alok Dr. Kapil Dr. Mohd Imran Dr. Jayashree Dr. Prachi Dr. Deepa Dr. Vasant Dr. Prasad

**23/06/2025 to 11/07/2025 Ist MBBS Preliminary Theory & Practical Exam**

  
**Professor & HOD**  
**Dept. of Physiology**  
**Dr. Uthas Patil Medical College &**  
**Hospital Jalgaon Kh. Jalgaon.**

Godavari Foundation's

## DR. ULHAS PATIL MEDICAL COLLEGE & HOSPITAL, JALGAON KH.

Recognized by Medical Council of India, Approved by Central Govt. of India, New Delhi,

Letter no. MCI-34(41)/2012-med./158127, dated 05/02/2013

Affiliated to Maharashtra University of Health Sciences, Nashik

[College Code-1306] Jalgaon-Bhusawal Road, NH-6, Jalgaon Kh, Tal. & Dist. Jalgaon 425309

Tel. No. (0257) 2366657, 2366678 Fax No. 0257-2366648

Email ID: dupmcj@yahoo.in Website: www.dupmc.ac.in



### Department of Biochemistry

#### Monthly Teaching Schedule CBME November 2024

S.No.	Date	Time	Competency No.	Topic	Teaching Aids	Teaching Method	Faculty Name
1	05.11.24	1.30-2.30 pm	BC 1.1	Cell Structure	Projector/ Black Board	Lecture	Dr. Yogesh Tayade
2	05.11.24	2.30-4.30 pm	BC 14.1	Introduction – Commonly used laboratory apparatus and equipments, good safe laboratory practice and waste disposal	Projector	LGT	Dr. Raashika Saxena/ All Faculty
3	06.11.24	9-10 am	BC 3.1	Chemistry of Carbohydrates	Projector/ Black Board	Lecture	Dr. Dipti Katre
4	06.11.24	2.30-4.30 pm	BC 14.1	Introduction – Commonly used laboratory apparatus and equipments, good safe laboratory practice and waste disposal	Projector	LGT	Dr. Raashika Saxena/ All Faculty
5	07.11.24	9-10 am	BC 3.1	Chemistry of Carbohydrates	Projector/ Black Board	Lecture	Dr. Dipti Katre
6	07.11.24	2.30-4.30 pm	BC 14.1	Introduction – Commonly used laboratory apparatus and equipments, good safe laboratory practice and waste disposal	Projector	LGT	Dr. Raashika Saxena/ All Faculty
7	08.11.24	10-11 am	BC 3.1	Chemistry of Carbohydrates	Projector/ Black Board	Lecture	Dr. Dipti Katre

8	08.11.24	2.30-4.30 pm	BC 14.1	Introduction – Commonly used laboratory apparatus and equipments, good safe laboratory practice and waste disposal	Projector	LGT	Dr. Raashika Saxena/ All Faculty
9	12.11.24	1.30-2.30 pm	BC 3.1	Chemistry of Carbohydrates	Projector/ Black Board	Lecture	Dr. Dipti Katre
10	12.11.24	2.30-4.30 pm	BC 14.2	Preparation of various buffer commonly used in biochemical lab & determination of pH using pH meter	Projector	SGT	Dr. Aayush Mahajan/ All Faculty
11	13.11.24	9-10 am	BC 4.1	Chemistry of Lipids	Projector/ Black Board	Lecture	Dr. Nilima Patil
12	13.11.24	2.30-4.30 pm	BC 14.2	Preparation of various buffer commonly used in biochemical lab & determination of pH using pH meter	Projector	SGT	Dr. Aayush Mahajan/ All Faculty
13	14.11.24	9-10 am	BC 4.1	Chemistry of Lipids	Projector/ Black Board	Lecture	Dr. Nilima Patil
14	14.11.24	2.30-4.30 pm	BC 14.2	Preparation of various buffer commonly used in biochemical lab & determination of pH using pH meter	Projector	SGT	Dr. Aayush Mahajan/ All Faculty
15	15.11.24			<b>HOLIDAY (GURU NANAK JAYANTI)</b>			
16	16.11.24	10-11 am	BC 4.1	Chemistry of Lipids	Projector/ Black Board	Lecture	Dr. Nilima Patil
17	18.11.24	1.30-2.30 pm	BC 4.1	Chemistry of Lipids	Projector/ Black Board	Lecture	Dr. Nilima Patil
18	19.11.24	1.30-2.30 pm	BC 5.1 & 5.2	Chemistry of Amino acid and Proteins	Projector/ Black Board	Lecture	Dr. Randhir Kumar Pandey
19	19.11.24	2.30-4.30 pm	BC 14.6	Colorimeter & Spectrophotometer	Projector	LGT	Dr. Raashika Saxena/ All Faculty
20	20.11.24	9-10 am	BC 5.1 & 5.2	Chemistry of Amino acid and Proteins	Projector/ Black Board	Lecture	Dr. Randhir Kumar Pandey
21	20.11.24	2.30-4.30 pm	BC 14.6	Colorimeter & Spectrophotometer	Projector	LGT	Dr. Raashika Saxena/ All Faculty
22	21.11.24	9-10 am	BC 5.1 & 5.2	Chemistry of Amino acid and Proteins	Projector/ Black Board	Lecture	Dr. Randhir Kumar Pandey

23	21.11.24	2.30-4.30 pm	BC 14.6	Colorimeter & Spectrophotometer	Black Board Projector	LGT	Dr. Raashika Saxena/ All Faculty
24	22.11.24	10-11 am	BC 5.1 & 5.2	Chemistry of Amino acid and Proteins	Projector/ Black Board	Lecture	Dr. Randhir Kumar Pandey
25	22.11.24	2.30-4.30 pm	BC 14.2 & 14.6	Preparation of various buffer commonly used in biochemical lab & determination of pH using pH meter and Colorimeter & Spectrophotometer	Projector	SGT & LGT	Dr. Raashika Saxena/ All Faculty
26	23.11.24	10-11 am	BC 2.1	Concept of enzyme, isoenzyme and coenzyme; IUBMB Nomenclature	Projector/ Black Board	Lecture	Dr. Swati Satish Padghan
27	26.11.24	1.30-2.30 pm	BC 2.2	Describe and explain the basic principles of enzyme activity	Projector/ Black Board	Lecture	Dr. Swati Satish Padghan
28	26.11.24	2.30-4.30 pm	BC 14.3	Examination of Normal Urine	Projector	DOAP	Dr. Aayush Mahajan/ All Faculty
29	27.11.24	9-10 am	BC 2.3	Enzyme Inhibition and role of enzymes or drugs as Inhibitors, and enzymes as therapeutic agents	Projector/ Black Board	Lecture	Dr. Swati Satish Padghan
30	27.11.24	2.30-4.30 pm	BC 14.3	Examination of Normal Urine	Projector	DOAP	Dr. Aayush Mahajan/ All Faculty
31	28.11.24	9-10 am	BC 2.4	Describe and discuss the clinical utility of various serum enzymes in laboratory and their use as markers of various pathological conditions	Projector/ Black Board	Lecture	Dr. Swati Satish Padghan
32	28.11.24	2.30-4.30 pm	BC 14.3	Examination of Normal Urine	Projector	DOAP	Dr. Aayush Mahajan/ All Faculty
33	29.11.24	10-11 am	BC 2.5	Interpret laboratory results of enzymes in various disorders	Projector/ Black Board	Lecture	Dr. Swati Satish Padghan
34	29.11.24	2.30-4.30 pm	BC 14.3	Examination of Normal Urine	Projector	DOAP	Dr. Aayush Mahajan/ All Faculty
35	30.11.24	10-11 am	BC 7.1	Integration of various metabolic processes in the body (Carbohydrate, Lipid & Protein)	Projector/ Black Board	Lecture	Dr. Aayush Mahajan/ All Faculty Dr. Randhir Kumar Pandey

**PROFESSOR & HOD**

Dept. of Biochemistry

Dr. Uthas Patil Medical College  
and Hospital, Jalgaon Kh.

Godavari Foundation's

# DR. ULHAS PATIL MEDICAL COLLEGE & HOSPITAL, JALGAON KH.

Recognized by Medical Council of India, Approved by Central Govt. of India, New Delhi,  
Letter no. MCI-34(41)/2012-med./158127, dated 05/02/2013

Affiliated to Maharashtra University of Health Sciences, Nashik

[College Code-1306] Jalgaon-Bhusawal Road, NH-6, Jalgaon Kh, Tal. & Dist. Jalgaon 425309

Tel. No. (0257) 2366657, 2366678 Fax No. 0257-2366648

Email ID: dupmci@yahoo.in Website: www.dupmc.ac.in

## Department of Biochemistry



### Monthly Teaching Schedule CBME December 2024

S.No.	Date	Time	Competency No.	Topic	Teaching Aids	Teaching Method	Faculty Name
1	03.12.24	1.30-2.30 pm	BC 7.2	Biochemical processes involved in generation of energy in cells	Projector/ Black Board	Lecture	Dr. Randhir Kumar Pandey
2	03.12.24	2.30-4.30 pm	BC 14.4	Examination of abnormal urine	Projector	DOAP	Dr. Raashika Saxena/ All Faculty
3	04.12.24	9- 10 am	BC 3.3	Glycolysis	Projector/ Black Board	Lecture	Dr. Dipti Katre
4	04.12.24	2.30-4.30 pm	BC 14.4	Examination of abnormal urine	Projector	DOAP	Dr. Raashika Saxena/ All Faculty
5	05.12.24	9-10 am	BC 3.3	Gluconeogenesis	Projector/ Black Board	Lecture	Dr. Dipti Katre
6	05.12.24	2.30-4.30 pm	BC 14.4	Examination of abnormal urine	Projector	DOAP	Dr. Raashika Saxena/ All Faculty
7	06.12.24	10-11 am	BC 3.3	TCA Cycle	Projector/ Black Board	Lecture	Dr. Dipti Katre
8	06.12.24	2.30-4.30 pm	BC 14.4	Examination of abnormal urine	Projector	DOAP	Dr. Raashika Saxena/ All Faculty
9	07.12.24	10-11 am	AETCO MBC 1.1	Enumerate and describe professional qualities and roles of a physician	Projector	Lecture	Dr. Randhir Kumar Pandey
10	10.12.24	1.30-2.30 pm	BC 3.3	HMP Shunt	Projector/	Lecture	Dr. Dipti Katre

11	10.12.24	2.30-4.30 pm	BC 14.7 & 14.22	Estimation of blood glucose, Glucometer, OGTT, Glucose Challenge Test, HbA1C	Black Board Projector	DOAP, SGT	Dr. Aayush Mahajan/ All Faculty
12	11.12.24	9-10 am	BC 3.4	Disorders/ Diseases of metabolic pathways of carbohydrates	Projector/ Black Board	Lecture	Dr. Dipti Katre
13	11.12.24	2.30-4.30 pm	BC 14.7 & 14.22	Estimation of blood glucose, Glucometer, OGTT, Glucose Challenge Test, HbA1C	Projector	DOAP, SGT	Dr. Aayush Mahajan/ All Faculty
14	12.12.24	9-10 am	BC 3.5	Mechanism and significance of blood glucose regulation	Projector/ Black Board	Lecture	Dr. Dipti Katre
15	12.12.24	2.30-4.30 pm	BC 14.7 & 14.22	Estimation of blood glucose, Glucometer, OGTT, Glucose Challenge Test, HbA1C	Projector	DOAP, SGT	Dr. Aayush Mahajan/ All Faculty
16	13.12.24	10-11 am	BC 3.5	Diabetes Mellitus - Types, Biochemical Changes, Complications, Laboratory Investigations & other carbohydrate metal disorders	Projector/ Black Board	Lecture	Dr. Dipti Katre
17	13.12.24	2.30-4.30 pm	BC 14.7 & 14.22	Estimation of blood glucose, Glucometer, OGTT, Glucose Challenge Test, HbA1C	Projector	DOAP, SGT	Dr. Aayush Mahajan/ All Faculty
18	14.12.24	10-11 am	AETCO MBC 1.1	Describe and discuss commitment to lifelong learning as an important part of physician growth	Projector	Lecture	Dr. Randhir Kumar Pandey
19	16.12.24	1.30-2.30 pm	BC 3.6	Interpretation of carbohydrate & other laboratory investigations related to disorders of carbohydrate metabolism	Projector/ Black Board	Lecture	Dr. Dipti Katre
20	17.12.24	1.30-2.30 pm	BC 4.3	Beta-oxidation of fatty acids	Projector/ Black Board	Lecture	Dr. Nilima Patil
21	17.12.24	2.30-4.30 pm	BC 14.12	Estimation of serum total cholesterol	Projector	DOAP	Dr. Raashika Saxena/ All Faculty
22	18.12.24	9-10 am	BC 4.3	Metabolism of ketone bodies & their clinical significance	Projector/ Black Board	Lecture	Dr. Nilima Patil
23	18.12.24	2.30-4.30 pm	BC 14.12	Estimation of serum total cholesterol	Projector	DOAP	Dr. Raashika Saxena/ All Faculty
24	19.12.24	9-10 am	BC 4.4	Cholesterol metabolism	Projector/ Black Board	Lecture	Dr. Nilima Patil

25	19.12.24	2.30-4.30 pm	BC 14.12	Estimation of serum total cholesterol	Projector	DOAP	Dr. Raashika Saxena/ All Faculty
26	20.12.24	10-11 am	BC 4.4	Metabolism of triglycerides with its regulation & clinical significance	Projector/ Black Board	Lecture	Dr. Nilima Patil
27	20.12.24	2.30-4.30 pm	BC 14.12	Estimation of serum total cholesterol	Projector	DOAP	Dr. Raashika Saxena/ All Faculty
28	21.12.24	10-11 am	AETCOM BC 1.1	Describe and discuss the role of a physician in health care system	Projector	Lecture	Dr. Randhir Kumar Pandey
29	24.12.24	1.30-2.30 pm	BC 4.5	Lipoprotein metabolism	Projector/ Black Board	Lecture	Dr. Nilima Patil
30	24.12.24	2.30-4.30 pm	BC 14.15	Estimation of serum triglycerides	Projector	LGT	Dr. Aayush Mahajan/ All Faculty
31	25.12.24			<b>HOLIDAY (CHRISTMAS)</b>			
32	26.12.24	9-10 am	BC 4.5	Overview of lipoprotein structures & relation with atherosclerosis	Projector/ Black Board	Lecture	Dr. Nilima Patil
33	26.12.24	2.30-4.30 pm	BC 14.15	Estimation of serum triglycerides	Projector	LGT	Dr. Aayush Mahajan/ All Faculty
34	27.12.24	10-11 am	BC 4.6	Biological role & therapeutic application of eicosanoids & their inhibitors	Projector/ Black Board	Lecture	Dr. Nilima Patil
35	27.12.24	2.30-4.30 pm	BC 14.15	Estimation of serum triglycerides	Projector	LGT	Dr. Aayush Mahajan/ All Faculty
36	28.12.24	10-11 am	AETCO MBC 1.1	Identify and discuss physician's role and responsibility to society and community that she/he serves	Projector	Lecture	Dr. Randhir Kumar Pandey
37	31.12.24	1.30-2.30 pm	BC 4.7	Fatty liver & obesity	Projector/ Black Board	Lecture	Dr. Nilima Patil
38	31.12.24	2.30-4.30 pm	BC 14.15	Estimation of serum HDL	Projector	LGT	Dr. Aayush Mahajan/ All Faculty



**PROFESSOR & HOD**  
 Dept. of Biochemistry  
 Dr. Uthas Patil Medical College  
 and Hospital, Jalgaon Kh.

**DR. ULHAS PATIL MEDICAL COLLEGE & HOSPITAL, JALGAON KH.**

Recognized by Medical Council of India, Approved by Central Govt. of India, New Delhi,

Letter no. MCI-34(41)/2012-med./158127, dated 05/02/2013

Affiliated to Maharashtra University of Health Sciences, Nashik

[College Code-1306] Jalgaon-Bhusawal Road, NH-6, Jalgaon Kh, Tal. &amp; Dist. Jalgaon 425309

Tel. No. (0257) 2366657, 2366678 Fax No. 0257-2366648

Email ID: [dupmcj@yahoo.in](mailto:dupmcj@yahoo.in) Website: [www.dupmc.ac.in](http://www.dupmc.ac.in)**Department of Biochemistry****Monthly Teaching Schedule CBME January 2025**

S.No.	Date	Time	Competency No.	Topic	Teaching Aids	Teaching Method	Faculty Name
1	01.01.25	9-10 am	BC 4.8	Interpret laboratory result of analytes associates with metabolism of lipids	Projector/ Black Board	Lecture	Dr. Nilima Patil
2	01.01.25	2.30 – 4.30 pm	BC 14.15	Estimation of serum triglycerides & serum HDL	Projector	LGT	Dr. Aayush Mahajan/ All Faculty
3	02.01.25	9-10 am	BC 5.3	Digestion & absorption of dietary protein	Projector/ Black Board	Lecture	Dr. Randhir Kumar Pandey
4	02.01.25	2.30 – 4.30 pm	BC 14.15	Estimation of serum HDL	Projector	LGT	Dr. Aayush Mahajan/ All Faculty
5	03.01.25	10-11 am	BC 5.4	Plasma protein & their functions & brief overview of normal & abnormal electrophoretic pattern of serum proteins, acute phase proteins	Projector/ Black Board	Lecture	Dr. Randhir Kumar Pandey
6	03.01.25	2.30 – 4.30 pm	BC 14.15	Estimation of serum HDL	Projector	LGT	Dr. Aayush Mahajan/ All Faculty
7	04.01.25	10-11 am	--	Seminar	Projector/ Black Board	Lecture	Dr. Swati Satish Padghan
8	07.01.25	1.30-2.30 pm	BC 5.5	Structure, Functions & Disorders of immunoglobulins	Projector/ Black Board	Lecture	Dr. Randhir Kumar Pandey



9	07.01.25	2.30 – 4.30 pm	BC 14.5 & 14.18	Paper Chromatography & Screening of urine for inborn errors	Projector	LGT	Dr. Raashika Saxena/ All Faculty
10	08.01.25	9-10 am	BC 5.5	Description of cellular & humoral immunity	Projector/ Black Board	Lecture	Dr. Randhir Kumar Pandey
11	08.01.25	2.30 – 4.30 pm	BC 14.5 & 14.18	Paper Chromatography & Screening of urine for inborn errors	Projector	LGT	Dr. Raashika Saxena/ All Faculty
12	09.01.25	9-10 am	BC 5.6	Formation, transport, detoxification of ammonia	Projector/ Black Board	Lecture	Dr. Randhir Kumar Pandey
13	09.01.25	2.30 – 4.30 pm	BC 14.5 & 14.18	Paper Chromatography & Screening of urine for inborn errors	Projector	LGT	Dr. Raashika Saxena/ All Faculty
14	10.01.25	10-11 am	BC 5.6	Ammonia toxicity and its clinical significance	Projector/ Black Board	Lecture	Dr. Randhir Kumar Pandey
16	10.01.25	2.30 – 4.30 pm	BC 14.5 & 14.18	Paper Chromatography & Screening of urine for inborn errors	Projector	LGT	Dr. Raashika Saxena/ All Faculty
17	11.01.25	10-11 am	--	Seminar	Projector/ Black Board	Lecture	Dr. Swati Satish Padghan
18	14.01.25	1.30-2.30 pm	BC 5.7	Metabolism of glycine & phenylalanine	Projector/ Black Board	Lecture	Dr. Randhir Kumar Pandey
19	14.01.25	2.30 – 4.30 pm	BC 14.11	Estimation of serum total protein, albumin and A:G Ratio	Projector	DOAP	Dr. Aayush Mahajan/ All Faculty
20	15.01.25	9-10 am	BC 5.7	Metabolism of tyrosine & tryptophan	Projector/ Black Board	Lecture	Dr. Randhir Kumar Pandey
21	15.01.25	2.30 – 4.30 pm	BC 14.11	Estimation of serum total protein, albumin and A:G Ratio	Projector	DOAP	Dr. Aayush Mahajan/ All Faculty
22	16.01.25	9-10 am	BC 5.7	Metabolism of methionine & arginine	Projector/ Black Board	Lecture	Dr. Randhir Kumar Pandey
23	16.01.25	2.30 – 4.30 pm	BC 14.11	Estimation of serum total protein, albumin and A:G Ratio	Projector	DOAP	Dr. Aayush Mahajan/ All Faculty
24	17.01.25	10-11 am	BC 5.7	Metabolism of branched chain amino acids	Projector/ Black Board	Lecture	Dr. Randhir Kumar Pandey
25	17.01.25	2.30 – 4.30 pm	BC 14.11	Estimation of serum total protein, albumin and A:G Ratio	Projector	DOAP	Dr. Aayush Mahajan/ All Faculty

26	11.01.25	10-1 pm	ECE	Diabetes Mellitus	Projector/ Black Board	Lecture	Dr. Randhir Kumar Pandey
27	20.01.25 to 31.01.25			<b>1<sup>st</sup> Internal Exam (Theory &amp; Practical)</b>			

1	11.01.25	10-1 pm	EC-10	Diabetes Mellitus	Projector	Lecture	Dr. Randhir Kumar
2	20.01.25	10-1 pm	EC-11	Diabetes Mellitus	Projector	Lecture	Dr. Randhir Kumar
3	20.01.25	10-1 pm	EC-12	Diabetes Mellitus	Projector	Lecture	Dr. Randhir Kumar
4	20.01.25	10-1 pm	EC-13	Diabetes Mellitus	Projector	Lecture	Dr. Randhir Kumar
5	20.01.25	10-1 pm	EC-14	Diabetes Mellitus	Projector	Lecture	Dr. Randhir Kumar
6	20.01.25	10-1 pm	EC-15	Diabetes Mellitus	Projector	Lecture	Dr. Randhir Kumar
7	20.01.25	10-1 pm	EC-16	Diabetes Mellitus	Projector	Lecture	Dr. Randhir Kumar
8	20.01.25	10-1 pm	EC-17	Diabetes Mellitus	Projector	Lecture	Dr. Randhir Kumar
9	20.01.25	10-1 pm	EC-18	Diabetes Mellitus	Projector	Lecture	Dr. Randhir Kumar
10	20.01.25	10-1 pm	EC-19	Diabetes Mellitus	Projector	Lecture	Dr. Randhir Kumar
11	20.01.25	10-1 pm	EC-20	Diabetes Mellitus	Projector	Lecture	Dr. Randhir Kumar
12	20.01.25	10-1 pm	EC-21	Diabetes Mellitus	Projector	Lecture	Dr. Randhir Kumar
13	20.01.25	10-1 pm	EC-22	Diabetes Mellitus	Projector	Lecture	Dr. Randhir Kumar
14	20.01.25	10-1 pm	EC-23	Diabetes Mellitus	Projector	Lecture	Dr. Randhir Kumar
15	20.01.25	10-1 pm	EC-24	Diabetes Mellitus	Projector	Lecture	Dr. Randhir Kumar
16	20.01.25	10-1 pm	EC-25	Diabetes Mellitus	Projector	Lecture	Dr. Randhir Kumar
17	20.01.25	10-1 pm	EC-26	Diabetes Mellitus	Projector	Lecture	Dr. Randhir Kumar
18	20.01.25	10-1 pm	EC-27	Diabetes Mellitus	Projector	Lecture	Dr. Randhir Kumar
19	20.01.25	10-1 pm	EC-28	Diabetes Mellitus	Projector	Lecture	Dr. Randhir Kumar
20	20.01.25	10-1 pm	EC-29	Diabetes Mellitus	Projector	Lecture	Dr. Randhir Kumar
21	20.01.25	10-1 pm	EC-30	Diabetes Mellitus	Projector	Lecture	Dr. Randhir Kumar
22	20.01.25	10-1 pm	EC-31	Diabetes Mellitus	Projector	Lecture	Dr. Randhir Kumar
23	20.01.25	10-1 pm	EC-32	Diabetes Mellitus	Projector	Lecture	Dr. Randhir Kumar
24	20.01.25	10-1 pm	EC-33	Diabetes Mellitus	Projector	Lecture	Dr. Randhir Kumar
25	20.01.25	10-1 pm	EC-34	Diabetes Mellitus	Projector	Lecture	Dr. Randhir Kumar
26	20.01.25	10-1 pm	EC-35	Diabetes Mellitus	Projector	Lecture	Dr. Randhir Kumar
27	20.01.25	10-1 pm	EC-36	Diabetes Mellitus	Projector	Lecture	Dr. Randhir Kumar
28	20.01.25	10-1 pm	EC-37	Diabetes Mellitus	Projector	Lecture	Dr. Randhir Kumar
29	20.01.25	10-1 pm	EC-38	Diabetes Mellitus	Projector	Lecture	Dr. Randhir Kumar
30	20.01.25	10-1 pm	EC-39	Diabetes Mellitus	Projector	Lecture	Dr. Randhir Kumar
31	20.01.25	10-1 pm	EC-40	Diabetes Mellitus	Projector	Lecture	Dr. Randhir Kumar

  
**PROFESSOR & HOD**  
**Dept. of Biochemistry**  
**Dr. Uthas Patil Medical College**  
**and Hospital, Jaigaon Kh.**




**DR. UTHAS PATIL MEDICAL COLLEGE & HOSPITAL, JAIGAON KH.**  
 DEPARTMENT OF BIOCHEMISTRY  
 1<sup>st</sup> Internal Exam (Theory & Practical)  
 Date: 20.01.25 to 31.01.25

**DR. ULHAS PATIL MEDICAL COLLEGE & HOSPITAL, JALGAON KH.**

Recognized by Medical Council of India, Approved by Central Govt. of India, New Delhi,

Letter no. MCI-34(41)/2012-med./158127, dated 05/02/2013

Affiliated to Maharashtra University of Health Sciences, Nashik

[College Code-1306] Jalgaon-Bhusawal Road, NH-6, Jalgaon Kh, Tal. &amp; Dist. Jalgaon 425309

Tel. No. (0257) 2366657, 2366678 Fax No. 0257-2366648

Email ID: [dupmcj@yahoo.in](mailto:dupmcj@yahoo.in) Website: [www.dupmc.ac.in](http://www.dupmc.ac.in)**Department of Biochemistry****Monthly Teaching Schedule CBME February 2025**

S.No.	Date	Time	Competency No.	Topic	Teaching Aids	Teaching Method	Faculty Name
1	01.02.25	10-11 am	--	Seminar	Projector/ Black Board	Lecture	Dr. Swati Satish Padghan
2	04.02.25	1.30-2.30 pm	BC 5.8	Structure and functions of haem	Projector/ Black Board	Lecture	Dr. Yogesh Tayade
3	04.02.25	2.30-4.30 pm	BC 14.9	Estimation of serum creatinine and creatinine clearance	Projector	DOAP	Dr. Raashika Saxena/ All Faculty
4	05.02.25	9-10 am	BC 5.8	Metabolism of emphasis on jaundice	Projector/ Black Board	Lecture	Dr. Yogesh Tayade
5	05.02.25	2.30-4.30 pm	BC 14.9	Estimation of serum creatinine and creatinine clearance	Projector	DOAP	Dr. Raashika Saxena/ All Faculty
6	06.02.25	9-10 am	BC 5.8	Describe porphyrin metabolism	Projector/ Black Board	Lecture	Dr. Yogesh Tayade
7	06.02.25	2.30-4.30 pm	BC 14.9	Estimation of serum creatinine and creatinine clearance	Projector	DOAP	Dr. Raashika Saxena/ All Faculty
8	07.02.25	10-11 am	BC 5.9	Types of hemoglobin, derivatives & variant found in body & their physiological & pathological relevance	Projector/ Black Board	Lecture	Dr. Yogesh Tayade
9	07.02.25	2.30-4.30 pm	BC 14.9	Estimation of serum creatinine and creatinine clearance	Projector	DOAP	Dr. Raashika Saxena/ All Faculty

10	08.02.25	10-11 am	--	Seminar	Projector/ Black Board	Lecture	Dr. Dipti Katre
11	11.02.25	1.30-2.30 pm	BC 8.1	Introduction of vitamins, classification, Vitamin B1 & B2	Projector/ Black Board	Lecture	Dr. Nilima Patil
12	11.02.25	2.30-4.30 pm	BC 14.8	Estimation of serum urea and calculation of BUN	Projector	DOAP	Dr. Aayush Mahajan/ All Faculty
13	12.02.25	9-10 am	BC 8.1	Niacin & Pantothenic acid	Projector/ Black Board	Lecture	Dr. Nilima Patil
14	12.02.25	2.30-4.30 pm	BC 14.8	Estimation of serum urea and calculation of BUN	Projector	DOAP	Dr. Aayush Mahajan/ All Faculty
15	13.02.25	9-10 am	BC 8.1	Pyridoxine & Biotin	Projector/ Black Board	Lecture	Dr. Nilima Patil
16	13.02.25	2.30-4.30 pm	BC 14.8	Estimation of serum urea and calculation of BUN	Projector	DOAP	Dr. Aayush Mahajan/ All Faculty
17	14.02.25	10-11 am	BC 8.1	Folic acid & Cobalamine	Projector/ Black Board	Lecture	Dr. Nilima Patil
18	14.02.25	2.30-4.30 pm	BC 14.8	Estimation of serum urea and calculation of BUN	Projector	DOAP	Dr. Aayush Mahajan/ All Faculty
19	15.02.25	10-11 am	--	Seminar	Projector/ Black Board	Lecture	Dr. Randhir Kumar Pandey
20	17.02.25	1.30-2.30 pm	BC 8.1	Vitamin C	Projector/ Black Board	Lecture	Dr. Nilima Patil
21	18.02.25	1.30-2.30pm	BC 8.1	Vitamin A	Projector/ Black Board	Lecture	Dr. Randhir Kumar Pandey
22	18.02.25	2.30-4.30 pm	BC 14.14	Estimation of serum calcium and phosphorus	Projector	SGT	Dr. Raashika Saxena/ All Faculty
23	19.02.25	<b>HOLIDAY (SHIVAJI MAHARAJ JAYANTI)</b>					
24	19.02.25						
25	20.02.25	9-10 am	BC 8.1	Vitamin D	Projector/ Black Board	Lecture	Dr. Randhir Kumar Pandey
26	20.02.25	2.30-4.30 pm	BC 14.14	Estimation of serum calcium and phosphorus	Projector	SGT	Dr. Raashika Saxena/ All Faculty

27	21.02.25	10-11 am	BC 8.1	phosphorus Vitamin E	Projector/ Black Board	Lecture	Faculty Dr. Randhir Kumar Pandey
28	21.02.25	2.30-4.30 pm	BC 14.14	Estimation of serum calcium and phosphorus	Projector	SGT	Dr. Raashika Saxena/ All Faculty
29	22.02.25	10-11 am	--	Seminar	Projector/ Black Board	Lecture	Dr. Randhir Kumar Pandey
30	25.02.25	1.30-2.30 pm	BC 8.1	Vitamin K	Projector/ Black Board	Lecture	Dr. Randhir Kumar Pandey
31	25.02.25	2.30-4.30 pm	BC 14.13	Estimation of serum bilirubin	Projector	DOAP	Dr. Aayush Mahajan/ All Faculty
32	26.02.25			<b>HOLIDAY (MAHA SHIVRATRI)</b>			
33	26.02.25						
34	27.02.25	9-10 am	BC 8.2	Importance of various dietary components & explain importance of dietary fibres	Projector/ Black Board	Lecture	Dr. Yogesh Tayade
35	27.02.25	2.30-4.30 pm	BC 14.13	Estimation of serum bilirubin	Projector	DOAP	Dr. Aayush Mahajan/ All Faculty
36	28.02.25	10-11 am	BC 8.3	Types and causes of protein energy malnutrition & its effects	Projector/ Black Board	Lecture	Dr. Yogesh Tayade
37	28.02.25	2.30-4.30 pm	BC 14.13	Estimation of serum bilirubin	Projector	DOAP	Dr. Aayush Mahajan/ All Faculty



**PROFESSOR & HOD**  
**Dept. of Biochemistry**  
**Dr. Uthas Patil Medical College**  
**and Hospital, Jalgaon Kh.**

**DR. ULHAS PATIL MEDICAL COLLEGE & HOSPITAL, JALGAON KH.**

Recognized by Medical Council of India, Approved by Central Govt. of India, New Delhi,

Letter no. MCI-34(41)/2012-med./158127, dated 05/02/2013

Affiliated to Maharashtra University of Health Sciences, Nashik

[College Code-1306] Jalgaon-Bhusawal Road, NH-6, Jalgaon Kh, Tal. &amp; Dist. Jalgaon 425309

Tel. No. (0257) 2366657, 2366678 Fax No. 0257-2366648

Email ID: [dupmcj@yahoo.in](mailto:dupmcj@yahoo.in) Website: [www.dupmc.ac.in](http://www.dupmc.ac.in)**Department of Biochemistry****Monthly Teaching Schedule CBME March 2025**

S.No.	Date	Time	Competency No.	Topic	Teaching Aids	Teaching Method	Faculty Name
1	01.03.25	10-11 am	--	Seminar	Projector/ Black Board	Lecture	Dr. Dipti Katre
2	04.03.25	1.30-2.30 pm	BC 8.4	Dietary advice for optimal health in childhood & adult in diseased conditions	Projector/ Black Board	Lecture	Dr. Yogesh Tayade
3	04.03.25	2.30-4.30 pm	BC 14.18	ELISA	Projector	Demonstration	Dr. Raashika Saxena/ All Faculty
4	05.03.25	9-10 am	BC 8.4	Dietary advice for optimal health in childhood & adult in diabetes mellitus, coronary artery disease & in pregnancy/	Projector/ Black Board	Lecture	Dr. Yogesh Tayade
5	05.03.25	2.30-4.30 pm	BC 14.14, 14.13 & 14.18	Estimation of serum calcium, phosphorus, bilirubin and ELISA	Projector	SGT, DOAP, Demonstration	Dr. Raashika Saxena/ All Faculty
6	06.03.25	9-10 am	BC 8.5	Effects & health risk associated with overweight/obese/metabolic syndrome	Projector/ Black Board	Lecture	Dr. Yogesh Tayade
7	06.03.25	2.30-4.30 pm	BC 14.18	ELISA	Projector	Demonstration	Dr. Raashika Saxena/ All Faculty
8	07.03.25	10-11 am	BC 8.6	Importance of common used item of food including fruits & vegetables, macromolecules & its importance	Projector/ Black Board	Lecture	Dr. Yogesh Tayade
9	07.03.25	2.30-4.30 pm	BC 14.18	ELISA	Projector	Demonstration	Dr. Raashika Saxena/ All Faculty



10	08.03.25	10-11 am	BC 6.1	Enumerate functions & components of ECM	Projector/ Black Board	Lecture	Faculty Dr. Nilima Patil
11	11.03.25	1.30-2.30 pm	BC 9.1 & 9.3	Functions & metabolism of sodium, potassium & chloride	Projector/ Black Board	Lecture	Dr. Swati Satish Padghan
12	11.03.25	2.30-4.30 pm	BC 14.16	Estimation of serum SGOT (AST)	Projector	SGT	Dr. Aayush Mahajan/ All Faculty
13	12.03.25	9-10 am	BC 9.1 & 9.2	Functions & metabolism of calcium, phosphorus & magnesium	Projector/ Black Board	Lecture	Dr. Swati Satish Padghan
14	12.03.25	2.30-4.30 pm	BC 14.16	Estimation of serum SGOT (AST)	Projector	SGT	Dr. Aayush Mahajan/ All Faculty
15	13.03.25	9-10 am	BC 9.1 & 9.2	Functions & metabolism of trace elements – chromium, cobalt, copper, fluoride, iodine, iron, manganese, molybdenum, selenium & zinc	Projector/ Black Board	Lecture	Dr. Swati Satish Padghan
16	13.03.25	2.30-4.30 pm	BC 14.16	Estimation of serum SGOT (AST)	Projector	SGT	Dr. Aayush Mahajan/ All Faculty
17	14.03.25	<b>HOLIDAY (HOLI)</b>					
18	14.03.25						
19	15.03.25	10-11 am	BC 6.2	Discuss involvement of ECM components in health & disease	Projector/ Black Board	Lecture	Dr. Nilima Patil
20	17.03.25	1.30-2.30 pm	BC 9.2	Homeostasis & clinical condition related to plasma level alteration of trace elements	Projector/ Black Board	Lecture	Dr. Randhir Kumar Pandey
21	18.03.25	1.30-2.30 pm	BC 9.3	Describe total body water & compartments	Projector/ Black Board	Lecture	Dr. Randhir Kumar Pandey
22	18.03.25	2.30-4.30 pm	BC 14.16	Estimation of serum SGPT (ALT)	Projector	SGT	Dr. Raashika Saxena/ All Faculty
23	19.03.25	9-10 am	BC 9.3	Describe normal body water balance & various electrolytes, their distribution in clinical conditions	Projector/ Black Board	Lecture	Dr. Randhir Kumar Pandey
24	19.03.25	2.30-4.30 pm	BC 14.16	Estimation of serum SGPT (ALT)	Projector	SGT	Dr. Raashika Saxena/ All Faculty
25	20.03.25	9-10 am	BC 10.1	Describe structure & functions of	Projector/	Lecture	Dr. Nilima Patil

				nucleotides	Black Board		
26	20.03.25	2.30-4.30 pm	BC 14.16	Estimation of serum SGPT (ALT)	Projector	SGT	Dr. Raashika Saxena/ All Faculty
27	21.03.25	10-11 am	BC 10.1	Biologically important nucleotides & their importance	Projector/ Black Board	Lecture	Dr. Nilima Patil
28	21.03.25	2.30-4.30 pm	BC 14.16	Estimation of serum SGOT (AST) & SGPT (ALT)	Projector	SGT	Dr. Raashika Saxena/ All Faculty
29	22.03.25	10-11 am	BC 10.1	Major types of synthetic analogs of nucleotides & their clinical significance	Projector/ Black Board	Lecture	Dr. Nilima Patil
30	25.03.25	1.30-2.30 pm	BC 10.1	Describe structure & function of DNA; Explain DNA is organized in the cell	Projector/ Black Board	Lecture	Dr. Nilima Patil
31	25.03.25	2.30-4.30 pm	BC 14.18 & 14.17	Electrophoresis and CSF Analysis	Projector	Demonstration	Dr. Aayush Mahajan/ All Faculty
32	26.03.25	9-10 am	BC 10.1	Genetic information is encoded in a nucleic acid molecule	Projector/ Black Board	Lecture	Dr. Nilima Patil
33	26.03.25	2.30-4.30 pm	BC 14.18 & 14.17	Electrophoresis and CSF Analysis	Projector	Demonstration	Dr. Aayush Mahajan/ All Faculty
34	27.03.25	9-10 am	BC 10.2	Biosynthesis of purine nucleotides & its regulation	Projector/ Black Board	Lecture	Dr. Randhir Kumar Pandey
35	27.03.25	2.30-4.30 pm	BC 14.18 & 14.17	Electrophoresis and CSF Analysis	Projector	Demonstration	Dr. Aayush Mahajan/ All Faculty
36	28.03.25	10-11 am	BC 10.2	Metabolism of purine nucleotides	Projector/ Black Board	Lecture	Dr. Randhir Kumar Pandey
37	28.03.25	2.30-4.30 pm	BC 14.18 & 14.17	Electrophoresis and CSF Analysis	Projector	Demonstration	Dr. Aayush Mahajan/ All Faculty
38	29.03.25	10-11 am	BC 12.1	Describe the role of xenobiotics in disease in health & disease	Projector/ Black Board	Lecture	Dr. Dipti Katre



**PROFESSOR & HOD**  
**Dept. of Biochemistry**  
**Dr. Uhas Patil Medical College**  
**and Hospital, Jaigaon Kh.**

**DR. ULHAS PATIL MEDICAL COLLEGE & HOSPITAL, JALGAON KH.**

Recognized by Medical Council of India, Approved by Central Govt. of India, New Delhi,

Letter no. MCI-34(41)/2012-med./158127, dated 05/02/2013

Affiliated to Maharashtra University of Health Sciences, Nashik

[College Code-1306] Jalgaon-Bhusawal Road, NH-6, Jalgaon Kh, Tal. &amp; Dist. Jalgaon 425309


Tel. No. (0257) 2366657, 2366678 Fax No. 0257-2366648

Email ID: [dupmcj@yahoo.in](mailto:dupmcj@yahoo.in) Website: [www.dupmc.ac.in](http://www.dupmc.ac.in)**Department of Biochemistry****Monthly Teaching Schedule CBME April 2025**

S.No.	Date	Time	Competency No.	Topic	Teaching Aids	Teaching Method	Faculty Name
1	01.04.25 to 11.04.25			<b>2<sup>nd</sup> Internal Exam (Theory &amp; Practical)</b>			
2	15.04.25	1.30-2.30 pm	BC 10.2	Disorders associated with purine nucleotides metabolism	Projector/ Black Board	Lecture	Dr. Swati Satish Padghan
3	15.04.25	2.30-4.30 pm	BC 14.18 & 14.20	Autoanalyzer; Pre-analytical, Analytical and Post-Analytical Errors	Projector	Demonstration	Dr. Raashika Saxena/ All Faculty
4	16.04.25	9-10 am	BC 10.3	Laboratory result of analytes associated with gout & Lesch nyhan syndrome	Projector/ Black Board	Lecture	Dr. Swati Satish Padghan
5	16.04.25	2.30-4.30 pm	BC 14.18 & 14.20	Autoanalyzer; Pre-analytical, Analytical and Post-Analytical Errors	Projector	Demonstration	Dr. Raashika Saxena/ All Faculty
6	17.04.25	9-10 am	BC 10.3	De novo synthesis of pyrimidine nucleotides	Projector/ Black Board	Lecture	Dr. Yogesh Tayade
7	17.04.25	2.30-4.30 pm	BC 14.18 & 14.20	Autoanalyzer; Pre-analytical, Analytical and Post-Analytical Errors	Projector	Demonstration	Dr. Raashika Saxena/ All Faculty
8	18.04.25			<b>HOLIDAY (GOOD FRIDAY)</b>			
9	18.04.25						
10	19.04.25	10-1 pm	ECE	Vitamin Deficiencies (B-complex)	Projector/ Black Board	Lecture	Dr. Dipti Katre
11	21.04.25	1.30-2.30 pm	--	Assessment Test	Projector/	Lecture	Dr. Randhir Kumar



12	22.04.25	1.30-2.30 pm	BC 10.3	Describe catabolism of pyrimidine nucleotides	Black Board	Lecture	Pandey
13	22.04.25	2.30-4.30 pm	BC 14.21	Quality Control	Projector/Black Board	Demonstration	Dr. Yogesh Tayade
14	23.04.25	9-10 am	BC 10.3	Describe disorders of pyrimidine nucleotides metabolism	Projector/Black Board	Lecture	Dr. Aayush Mahajan/ All Faculty
15	23.04.25	2.30-4.30 pm	BC 14.21	Quality Control	Projector	Demonstration	Dr. Dipti Katre
16	24.04.25	9-10 am	BC 10.3	Identify enzyme of nucleotide biosynthesis that are inhibited by anti-cancer drugs	Projector/Black Board	Lecture	Dr. Aayush Mahajan/ All Faculty
17	24.04.25	2.30-4.30 pm	BC 14.21	Quality Control	Projector	Demonstration	Dr. Aayush Mahajan/ All Faculty
18	25.04.25	10-11 am	BC 10.4	Describe process involved in replication & proofreading	Projector/Black Board	Lecture	Dr. Randhir Kumar Pandey
19	25.04.25	2.30-4.30 pm	BC 14.18, 14.20 & 14.21	Autoanalyzer; Pre-analytical, Analytical and Post-Analytical Errors; Quality Control	Projector	Demonstration	Dr. Aayush Mahajan/ All Faculty
20	26.04.25	10-11 am	BC 12.2	Describe the antioxidant defense system in the body	Projector/Black Board	Lecture	Dr. Randhir Kumar Pandey
21	29.04.25	1.30-2.30 pm	BC 10.4	Describe in replication problem of eukaryotes	Projector/Black Board	Lecture	Dr. Randhir Kumar Pandey
22	29.04.25	2.30-4.30 pm	--	Research Activity	Projector	--	All Faculty
23	30.04.25	9-10 am	BC 10.4	Describe process involved in DNA Repair	Projector/Black Board	Lecture	Dr. Randhir Kumar Pandey
24	30.04.25	2.30-4.30 pm	--	Research Activity	Projector	--	All Faculty

  
**PROFESSOR & HOD**  
 Dept. of Biochemistry  
 Dr. Uthas Patil Medical College  
 and Hospital, Jalgaon - 4h.

**DR. ULHAS PATIL MEDICAL COLLEGE & HOSPITAL, JALGAON KH.**

Recognized by Medical Council of India, Approved by Central Govt. of India, New Delhi,

Letter no. MCI-34(41)/2012-med./158127, dated 05/02/2013

Affiliated to Maharashtra University of Health Sciences, Nashik

[College Code-1306] Jalgaon-Bhusawal Road, NH-6, Jalgaon Kh, Tal. &amp; Dist. Jalgaon 425309

Tel. No. (0257) 2366657, 2366678 Fax No. 0257-2366648

Email ID: [dupmcj@yahoo.in](mailto:dupmcj@yahoo.in) Website: [www.dupmc.ac.in](http://www.dupmc.ac.in)**Department of Biochemistry****Monthly Teaching Schedule CBME May 2025**

S.No.	Date	Time	Competency No.	Topic	Teaching Aids	Teaching Method	Faculty Name
1	01.05.25			<b>HOLIDAY (MAHARASHTRA DAY)</b>			
2	01.05.25						
3	02.05.25	10-11 am	BC 10.4	Name inhibitors of DNA Replication & clinical importance	Projector/ Black Board	Lecture	Dr. Randhir Kumar Pandey
4	02.05.25	2.30-4.30 pm	--	Research Activity	Projector	--	All Faculty
5	03.05.25	10-11 am	BC 13.1	Describe characteristics of cancer cells	Projector/ Black Board	Lecture	Dr. Nilima Patil
6	06.05.25	1.30-2.30 pm	BC 10.4	Outline of cell cycle	Projector/ Black Board	Lecture	Dr. Nilima Patil
7	06.05.25	2.30-4.30 pm	--	Research Activity	Projector	--	All Faculty
8	07.05.25	9-10 am	BC 10.4	Describe process involved in transcription, post-transcription processing in prokaryotes	Projector/ Black Board	Lecture	Dr. Nilima Patil
9	07.05.25	2.30-4.30 pm	--	Research Activity	Projector	--	All Faculty
10	08.05.25	9-10 am	BC 10.4	Describe inhibitors of prokaryotic	Projector/ Black Board	Lecture	Dr. Nilima Patil

11	08.05.25	2.30-4.30 pm	--	transcription & their clinical significance Research Activity	Black Board Projector	--	All Faculty
12	09.05.25	10-11 am	BC 10.4	Describe process involved in transcription, post-transcription processing in eukaryotes	Projector/ Black Board	Lecture	All Faculty
13	09.05.25	2.30-4.30 pm	--	Research Activity	Projector	--	All Faculty
14	10.05.25	10-11 am	BC 10.4	Describe inhibitors of eukaryotic transcription & their clinical significance	Projector/ Black Board	Lecture	Dr. Swati Satish Padghan
15	13.05.25	1.30-2.30 pm	BC 10.5	Describe genetic code & wobble hypothesis	Projector/ Black Board	Lecture	Dr. Swati Satish Padghan
16	13.05.25	2.30-4.30 pm	--	Research Activity	Projector	--	All Faculty
17	14.05.25	9-10 am	BC 10.5	Describe various types of mutation with example	Projector/ Black Board	Lecture	Dr. Swati Satish Padghan
18	14.05.25	2.30-4.30 pm	--	Research Activity	Projector	--	All Faculty
19	15.05.25	9-10 am	BC 10.4	Describe post-translational modification	Projector/ Black Board	Lecture	Dr. Yogesh Tayade
20	15.05.25	2.30-4.30 pm	--	Research Activity	Projector	--	All Faculty
21	16.05.25	10-11 am	BC 10.4	Describe inhibitors of translation & their clinical importance	Projector/ Black Board	Lecture	Dr. Yogesh Tayade
22	16.05.25	2.30-4.30 pm	--	Research Activity	Projector	--	All Faculty
23	17.05.25	10-11 am	BC 13.2	Describe molecular basis of cancer, carcinogenesis	Projector/ Black Board	Lecture	Dr. Yogesh Tayade
24	19.05.25	1.30-2.30 pm	BC 10.6	Concept of gene expression	Projector/ Black Board	Lecture	Dr. Dipti Katre
25	20.05.25	1.30-2.30 pm	BC 10.6	Mechanism of regulation of gene expression in prokaryotes & describe lac operon concept & its regulation	Projector/ Black Board	Lecture	Dr. Dipti Katre
26	20.05.25	2.30-4.30 pm	--	Research Activity	Projector	--	All Faculty

27	21.05.25	9-10 am	BC 10.6	Mechanism of regulation of gene expression in eukaryotes	Projector/ Black Board	Lecture	Dr. Dipti Katre
28	21.05.25	2.30-4.30 pm	--	Research Activity	Projector	--	All Faculty
29	22.05.25	9-10 am	BC 10.7	Recombinant DNA Technology	Projector/ Black Board	Lecture	Dr. Randhir Kumar Pandey
30	22.05.25	2.30-4.30 pm	--	Research Activity	Projector	--	All Faculty
31	23.05.25	10-11 am	BC 10.7	Polymerase Chain Reaction (PCR)	Projector/ Black Board	Lecture	Dr. Randhir Kumar Pandey
32	23.05.25	2.30-4.30 pm	--	Research Activity	Projector	--	All Faculty
33	24.05.25	10-11 am	BC 13.2	Describe various carcinogenesis & initiators & promoter of carcinogenesis	Projector/ Black Board	Lecture	Dr. Randhir Kumar Pandey
34	25.05.25 to 31.05.25			<b>Summer Vacation (Holiday)</b>			



**PROFESSOR & HOD**  
**Dept. of Biochemistry**  
**Dr. Uthas Patil Medical College**  
**and Hospital, Jaigaon Kh.**

**DR. ULHAS PATIL MEDICAL COLLEGE & HOSPITAL, JALGAON KH.**

Recognized by Medical Council of India, Approved by Central Govt. of India, New Delhi,

Letter no. MCI-34(41)/2012-med./158127, dated 05/02/2013

Affiliated to Maharashtra University of Health Sciences, Nashik

[College Code-1306] Jalgaon-Bhusawal Road, NH-6, Jalgaon Kh, Tal. &amp; Dist. Jalgaon 425309

Tel. No. (0257) 2366657, 2366678 Fax No. 0257-2366648

Email ID: [dupmcj@yahoo.in](mailto:dupmcj@yahoo.in) Website: [www.dupmc.ac.in](http://www.dupmc.ac.in)**Department of Biochemistry****Monthly Teaching Schedule CBME June 2025**

S.No.	Date	Time	Competency No.	Topic	Teaching Aids	Teaching Method	Faculty Name
1	03.06.2025	9-10 am	BC 11.1	Liver Function Tests	Projector/ Black Board	Lecture	Dr. Randhir Kumar Pandey
2	03.06.2025	2.30-4.30 pm		Revision Practical	Projector	--	All Faculty
3	04.06.2025	9-10 am	BC 11.1	Liver Function Tests			Dr. Nilima Patil
4	04.06.2025	2.30-4.30 pm		Revision Practical	Projector	--	All Faculty
5	05.06.2025	9-10 am	BC 11.1	Kidney Function Tests			Dr. Swati Satish Padghan
6	05.06.2025	2.30-4.30 pm		Revision Practical	Projector	--	All Faculty
7	06.06.2025			Holiday (EID-AL-ADHA)			
8	07.06.2025	9-10 am		Thyroid Function Tests & Adrenal Function Tests			Dr. Dipti Katre
9	09.06.2025 to 28.06.2025			<b>Preliminary Examination (Theory &amp; Practical)</b>			

**PROFESSOR & HOD**  
 Dept. of Biochemistry  
 Dr. Ulhas Patil Medical College  
 and Hospital, Jalgaon Kh.

Godavari Foundation's

## DR. ULHAS PATIL MEDICAL COLLEGE & HOSPITAL, JALGAON KH.

Recognized by Medical Council of India, Approved by Central Govt. of India, New Delhi,

Letter no. MCI-34(41)/2012-med./158127, dated 05/02/2013

Affiliated to Maharashtra University of Health Sciences, Nashik

[College Code-1306] Jalgaon-Bhusawal Road, NH-6, Jalgaon Kh, Tal. & Dist. Jalgaon 425309

Tel. No. (0257) 2366657, 2366678 Fax No. 0257-2366648

Email ID: [dupmcj@yahoo.in](mailto:dupmcj@yahoo.in) Website: [www.dupmc.ac.in](http://www.dupmc.ac.in)

### Department of Biochemistry



### Monthly Teaching Schedule CBME July 2025

S.No.	Date	Time	Competency No.	Topic	Teaching Aids	Teaching Method	Faculty Name
1	01.07.25	1.30-2.30 pm	--	Revision	Projector/ Black Board	Lecture	Dr. Nilima Patil
2	01.07.25	2.30-4.30 pm	--	Revision Practical	Projector	--	All Faculty
3	02.07.25	9-10 am	--	Revision	Projector/ Black Board	Lecture	Dr. Randhir Kumar Pandey
4	02.07.25	2.30-4.30 pm	--	Revision Practical	Projector	--	All Faculty
5	03.07.25	9-10 am	--	Revision	Projector/ Black Board	Lecture	Dr. Dipti Katre
6	03.07.25	2.30-4.30 pm	--	Revision Practical	Projector	--	All Faculty
7	04.07.25	10-11 am	--	Revision	Projector/ Black Board	Lecture	Dr. Yogesh Tayade
8	04.07.25	2.30-4.30 pm	--	Revision Practical	Projector	--	All Faculty
9	05.07.25	10-11 am	--	Revision	Projector/ Black Board	Lecture	Dr. Swati Satish Padghan

**PROFESSOR & HOD**  
**Dept. of Biochemistry**  
**Dr. Ulhas Patil Medical College**  
**and Hospital, Jalgaon Kh.**

**DR ULHAS PATIL MEDICAL COLLEGE AND HOSPITAL, JALGAON KH**  
**TIME TABLE FROM 2<sup>ND</sup> SEPTEMBER 2024 TO 31<sup>ST</sup> AUGUST 2025**  
**II MBBS (CBME 2023)**

Day	9 – 12 Am	12 – 1 Pm Lecture	1 – 2 Pm	2 – 3 Pm Lecture	3 – 5 Pm Practical
Monday	<b>Clinical Posting</b>	Pharmacology	R	Microbiology	Forensic Medicine/Micro SDL****
Tuesday		Pharmacology	E	Pathology	General Surgery / Community Medicine *
Wednesday		Microbiology	C	Pathology	Pharmacology / Pathology/ Microbiology
Thursday		Pathology	E	Pharmacology	Pharmacology / Pathology/ Microbiology
Friday		Community Medicine **	S	OBGY/ General medicine ***	Pharmacology / Pathology/ Microbiology
Saturday****		Seminar / Tutorials / Test/Integrated teaching	AETCOM	S	Self-Directed Learning/PANDEMIC MODULE

Batch A – 1 to 65, Batch B – 66 to 130, Batch C – 131 to 200

\* Tuesday– First two weeks Surgery , then next three weeks Community Medicine , 4 – 5 pm integration teaching.

\*\* Friday – first five months community medicine, next five months Pharmacology / Pathology / Microbiology

\*\*\* Friday – First two weeks Ob-Gy , then next three weeks General Medicine

\*\*\*\* Monday- 4<sup>th</sup> and 5<sup>th</sup> Week: Microbiology SDL

Pathology – required 255 hrs – covered 287 hrs

Pharmacology – required 255 hrs – covered 287 hrs

Microbiology - required 215 hrs – covered 246 hrs

Community medicine - required 60 hrs – covered 70 hrs

Forensic medicine - required 60 hrs – covered 80 hrs

Clinical subjects (59 hrs) – General medicine, Surgery, OBGY (25 hrs each)

Clinical posting 5 days – Monday to Friday – (9 to 12 pm) – required 540 hrs – 600 hrs


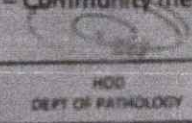




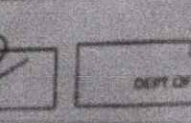
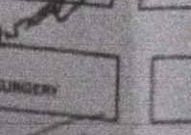
ATECOM – required 37 HRS covered 40 hrs

Sports and extracurricular activity – required 35 hrs, covered – 80 hrs

SDL – required 40 hrs, covered 40 hrs

Total hrs scheduled – 1521 hrs, covered – 1785 hrs

\*\*\*\*Weekly division of departments for Saturday in month – 1<sup>st</sup> week – Pathology, 2<sup>nd</sup> week – Pharmacology, 3<sup>rd</sup> week – Microbiology, 4<sup>th</sup> week – Community medicine, 5<sup>th</sup> week – 9-10 am Obgy, 10-12 noon FMT.

 HOD DEPT OF PHARMACOLOGY	 HOD DEPT OF PATHOLOGY	 HOD DEPT OF MICROBIOLOGY	 HOD DEPT OF FORENSIC MEDICINE
 HOD DEPT OF COMMUNITY MEDICINE	 HOD DEPT OF GENERAL MEDICINE	 HOD DEPT OF GENERAL SURGERY	 DEAN Dean

Dr. Ulhas Patil Medical College  
& Hospital, Jalgaon Kh



GODAVARI FOUNDATION'S  
**DR. ULHAS PATIL MEDICAL COLLEGE & HOSPITAL**

Recognized by National Medical Commission, Approved by Central Govt. of India, New Delhi,  
Letter no. MCI-34(41)/2012-med./158127, dated 05/02/2013

Affiliated to Maharashtra University of Health Sciences, Nashik [College Code-1306]

Jalgaon-Bhusawal Road, Jalgaon Kh, Tal. & Dist. Jalgaon 425309 Tel. No.(0257)2366657, 2366678  
Email ID : dupmcj@yahoo.in, dupmcj@gmail.com Website : www.dupmc.ac.in

**NAAC ACCREDITED**

**Department Of Forensic Medicine & Toxicology**  
**II MBBS Monthly Teaching Schedule CBME 2024**

Date:- 01/08/2024

Sr.No	Date	Day	Time	Topic	Teaching Aids	Teaching Method (Lecture/Practical/DeMonstration/Dissection/Clinical)	Faculty Name	Remarks
1	05/08/24	Monday	3to5pm	Describe General Principles and basic methodologies in treatment of poisoning FM-9.1	Black Board/TV	S.G.T	Dr.Jayant Shinde /All Tutor	
2	12/08/24	Monday	3to5pm	IIIrd/Ist practical exam (minor batch)				EXAM
3	19/08/24	Monday	3to5pm	Raksha Bandhan				HOLIDAY
4	26/08/24	Monday	3to4pm	Discuss legal and ethical issues in relation to stem cell research. FM-4.12	Black Board/TV	S.G.T	Dr.Jayant Shinde /All Tutor	
5	26/08/24	Monday	4to5pm	human behavior, communication skills conflict resolution techniques. FM-4.14	Black Board/TV	S.G.T	Dr.Jayant Shinde /All Tutor	

  
**Professor & HOD**  
Dept. of Forensic Medicine  
Dr. Ulhas Patil Medical College & Hospital  
Jalgaon Kh, Jalgaon



GODAVARI FOUNDATION'S

# DR. ULHAS PATIL MEDICAL COLLEGE & HOSPITAL

Recognized by National Medical Commission, Approved by Central Govt. of India, New Delhi,  
Letter no. MCI-34(41)/2012-med./158127, dated 05/02/2013

Affiliated to Maharashtra University of Health Sciences, Nashik [College Code-1306]


Jalgaon-Bhusawal Road, Jalgaon Kh, Tal. & Dist. Jalgaon 425309 Tel. No.(0257)2366657, 2366678  
Email ID : dupmcj@yahoo.in, dupmcj@gmail.com Website : www.dupmc.ac.in

**NAAC ACCREDITED**

## Department Of Forensic Medicine & Toxicology II MBBS Monthly Teaching Schedule CBME 2024

Date:- 01/09/2024

Sr.No	Date	Day	Time	Topic	Teaching Aids	Teaching Method (Lecture/Practical/DeMonstration/Dissection/Clinical)	Faculty Name	Remarks
1	02/09/24	Monday	3to4pm	Describe and discuss the ethics related to HIV patients. FM-4.7,4.8	Black Board/TV	S.G.T	Dr.Jayant Shinde	
2	02/09/24	Monday	4to5pm	Describe the medico - legal issues in relation to family violence.FM-4.9	Black Board/TV	S.D.L	Dr.Jayant Shinde /All Tutor	
3	09/09/24	Monday	3to5pm	Describe the general principles of Analytical Toxicology and give a brief description of analytical methods available for toxicological.FM-8.10	Projector/ White Black Board	LECT	Dr.Jayant Shinde	
4	16/09/24	Monday	3to4pm	Describe communication between doctors, public and media.FM-4.10,4.11	Black Board/TV	S.D.L	Dr.Jayant Shinde /All Tutor	
5	23/09/24	Monday	3to5pm	Define consent. Describe different types of consent and ingredients of informed consent.FM-4.19	Projector/ White Black Board	LECT	Dr.Jayant Shinde	
6	30/09/24	Monday	3to5pm	Describe therapeutic privilege, malingering, Therapeutic Misadventure. FM-4.20,4.21	Projector/ White Black Board	LECT	Dr.Jayant Shinde	

  
Professor & HOD  
Dept. of Forensic Medicine  
Dr. Ulhas Patil Medical College & Hospital  
Jalgaon Kh, Jalgaon



GODAVARI FOUNDATION'S

# DR. ULHAS PATIL MEDICAL COLLEGE & HOSPITAL

Recognized by National Medical Commission, Approved by Central Govt. of India, New Delhi,  
Letter no. MCI-34(41)/2012-med./158127, dated 05/02/2013

Affiliated to Maharashtra University of Health Sciences, Nashik [College Code-1306]

Jalgaon-Bhusawal Road, Jalgaon Kh, Tal. & Dist. Jalgaon 425309 Tel. No.(0257)2366657, 2366678  
Email ID : dupmcj@yahoo.in, dupmcj@gmail.com Website : www.dupmc.ac.in

**NAAC ACCREDITED**

**Department Of Forensic Medicine & Toxicology  
II MBBS Monthly Teaching Schedule CBME 2024**

Date:- 01/10/2024

Sr.No	Date	Day	Time	Topic	Teaching Aids	Teaching Method (Lecture/Practical/ DeMonstration /Dissection/Clinical)	Faculty Name	Remarks
1	07/10/24			<b>SECOND YEAR PRELIMINARY EXAM THEORY (PHAR,MICRO,PATHO) 07.10.24 TO 19.10.24</b>				
2	21/10/24			<b>SECOND YEAR PRELIMINARY EXAM PRACTICAL (PHAR,MICRO,PATHO) 21.10.24 TO 26.10.24</b>				
3	28/10/24			<b>WINTER VACCATION 29.10.24 TO 04.11.24</b>				

  
**Professor & HOD**  
Dept. of Forensic Medicine  
Dr. Ulhas Patil Medical College & Hospital  
Jalgaon Kh, Jalgaon



GODAVARI FOUNDATION'S

# DR. ULHAS PATIL MEDICAL COLLEGE & HOSPITAL

Recognized by National Medical Commission, Approved by Central Govt. of India, New Delhi,  
Letter no. MCI-34(41)/2012-med./158127, dated 05/02/2013

Affiliated to Maharashtra University of Health Sciences, Nashik [College Code-1306]


Jalgaon-Bhusawal Road, Jalgaon Kh, Tal. & Dist. Jalgaon 425309 Tel. No.(0257)2366657, 2366678  
Email ID : dupmcj@yahoo.in, dupmcj@gmail.com Website : www.dupmc.ac.in

**NAAC ACCREDITED**

**Department Of Forensic Medicine & Toxicology**  
**III/Ist MBBS Monthly Teaching Schedule CBME 2025**

Date:- 21/01/2025

Sr.No	Date	Day	Time	Topic	Teaching Aids	Teaching Method (Lecture/Practical/ DeMonstration /Dissection/Clinical)	Faculty Name	Remarks
1	28/01/25	Monday	3to4pm	Describe the history of Toxicology.FM-8.1	Black Board/TV	S.G.T	Dr.Satyasai Panda/All Tutor	
2	28/01/25	Monday	4to5pm	Define the terms Toxicology, Forensic Toxicology, Clinical Toxicology and poison.FM-8.2	Projector/ White Black Board	LECT	Dr.Satyasai Panda	

  
**Professor & HOD**  
Dept. of Forensic Medicine  
Dr. Ulhas Patil Medical College & Hospital  
Jalgaon Kh, Jalgaon



GODAVARI FOUNDATION'S

# DR. ULHAS PATIL MEDICAL COLLEGE & HOSPITAL

Recognized by National Medical Commission, Approved by Central Govt. of India, New Delhi,  
Letter no. MCI-34(41)/2012-med./158127, dated 05/02/2013

Affiliated to Maharashtra University of Health Sciences, Nashik [College Code-1306]

Jalgaon-Bhusawal Road, Jalgaon Kh, Tal. & Dist. Jalgaon 425309 Tel. No.(0257)2366657, 2366678  
Email ID : dupmcj@yahoo.in, dupmcj@gmail.com Website : www.dupmc.ac.in


**NAAC ACCREDITED**

## Department Of Forensic Medicine & Toxicology

### III/Ist MBBS Monthly Teaching Schedule CBME 2025

Date:- 01/02/2025

Sr.No	Date	Day	Time	Topic	Teaching Aids	Teaching Method (Lecture/Practical/DeMons tration /Dissection/Clinical	Faculty Name	Remarks
1	04/02/25	Tuesday	12to1pm	Describe the various types of poisons, Toxicokinetics.FM-8.3	Projector/ White Black Board	LECT	Dr.J.R.Shinde	
2	04/02/25	Tuesday	2to4pm	Describe the laws in relations to poisons including NDPS Act, Medico-legal aspects of poisons. FM-8.4	Black Board/TV	S.D.L	Dr.Jayant Shinde /All Tutor	
3	11/02/25	Tuesday	12to1pm	Toxicology: General Toxicology- Common poison encounter in india.FM-8.6	Projector/ White Black Board	LECT	Dr.Satyasai Panda	
4	11/02/25	Tuesday	2to4pm	Toxicology: General Toxicology- bed side test.FM-8.7	Projector/ White Black Board	LECT	Dr.Satyasai Panda	
5	18/02/25	Tuesday	12to1pm	Toxicology: General Toxicology-general treatment of poisoning.FM-8.8	Projector/ White Black Board	LECT	Dr.J.R.Shinde	
6	18/02/25	Tuesday	2to4pm	Toxicology: General Toxicology- procedure of intimation of suspicious cases .FM-8.9	Black Board/TV	S.D.L	Dr.Jayant Shinde /All Tutor	
7	25/02/25	Tuesday	12to1pm	Chromatography – Thin Layer Chromatography, Gas Chromatography.FM- 8.10	Black Board/TV	S.D.L	Dr.Satyasai Panda/All Tutor	
8	25/02/25	Tuesday	2to4pm	poisoning: decontamination, supportive therapy.FM-9.1	Black Board/TV	S.D.L	Dr.Satyasai Panda/All Tutor	

  
**Professor & HOD**  
Dept. of Forensic Medicine  
Dr. Ulhas Patil Medical College & Hospital  
Jalgaon Kh, Jalgaon



GODAVARI FOUNDATION'S  
**DR. ULHAS PATIL MEDICAL COLLEGE & HOSPITAL**

Recognized by National Medical Commission, Approved by Central Govt. of India, New Delhi,  
Letter no. MCI-34(41)/2012-med./158127, dated 05/02/2013

Affiliated to Maharashtra University of Health Sciences, Nashik [College Code-1306]

Jalgaon-Bhusawal Road, Jalgaon Kh, Tal. & Dist. Jalgaon 425309 Tel. No.(0257)2366657, 2366678  
Email ID : dupmcj@yahoo.in, dupmcj@gmail.com Website : www.dupmc.ac.in


**NAAC ACCREDITED**

**Department Of Forensic Medicine & Toxicology**

**III/Ist MBBS Monthly Teaching Schedule CBME 2025**

Date:- 01/03/2025

Sr.No	Date	Day	Time	Topic	Teaching Aids	Teaching Method (Lecture/Practical/DeMons- tration /Dissection/Clinical)	Faculty Name	Remarks
1	04/03/25	Tuesday	12to1pm	Define, describe and classify different types of mechanical injuries.FM-3.3,3.4	Projector/ White Black Board	LECT	Dr.J.R.Shinde	
2	04/03/25	Tuesday	2to4pm	abrasion, bruise, laceration, stab wound, incised wound, chop wound.FM-3.3	Black Board/TV	S.D.L	Dr.Jayant Shinde /All Tutor	
3	11/03/25	Tuesday	12to1pm	To estimate the age of foetus by post-mortem examination.FM-14.13	Black Board/TV	S.D.L	Dr.Satyasai Panda/All Tutor	
4	11/03/25	Tuesday	2to4pm	Discuss disputed paternity and maternity.FM-3.20	Black Board/TV	S.D.L	Dr.Satyasai Panda/All Tutor	
5	18/03/25	Tuesday	12to1pm	defense wound, self-inflicted/fabricated wound.FM-3.3	Projector/ White Black Board	LECT	Dr.J.R.Shinde	
6	18/03/25	Tuesday	2to4pm	Describe accidental, suicidal and homicidal injuries.FM-3.5	Black Board/TV	S.D.L	Dr.Jayant Shinde /All Tutor	
7	25/03/25	Tuesday	12to1pm	Define and discuss impotence, sterility, frigidity, sexual dysfunction.FM-3.22	Black Board/TV	S.D.L	Dr.Satyasai Panda/All Tutor	
8	25/03/25	Tuesday	2to4pm	Discuss Sterilization of male and female, artificial insemination.FM-3.23	Black Board/TV	S.D.L	Dr.Satyasai Panda/All Tutor	

  
**Professor & HOD**  
Dept. of Forensic Medicine  
Dr. Ulhas Patil Medical College & Hospital  
Jalgaon Kh, Jalgaon



GODAVARI FOUNDATION'S  
**DR. ULHAS PATIL MEDICAL COLLEGE & HOSPITAL**

Recognized by National Medical Commission, Approved by Central Govt. of India, New Delhi,  
Letter no. MCI-34(41)/2012-med./158127, dated 05/02/2013

Affiliated to Maharashtra University of Health Sciences, Nashik [College Code-1306]


Jalgaon-Bhusawal Road, Jalgaon Kh, Tal. & Dist. Jalgaon 425309 Tel. No.(0257)2366657, 2366678  
Email ID : dupmcj@yahoo.in, dupmcj@gmail.com Website : www.dupmc.ac.in

**NAAC ACCREDITED**

**Department Of Forensic Medicine & Toxicology**  
**III/Ist MBBS Monthly Teaching Schedule CBME 2025**

Date:- 01/04/2025

Sr.No	Date	Day	Time	Topic	Teaching Aids	Teaching Method (Lecture/Practical/DeM onstration /Dissection/Clinical	Faculty Name	Remarks
1	01/04/25	Tuesday	12to1pm	Define injury, assault & hurt. Describe IPC pertaining to Injuries.FM-3.4	Projector/ White Black Board	LECT	Dr.J.R.Shinde	
2	01/04/25	Tuesday	2to4pm	Describe accidental, suicidal and homicidal injuries.FM-3.5,3.6,3.7,3.8	Black Board/TV	S.G.T	Dr.J.R.Shinde /All Tutor	
3	08/04/25	Tuesday	12to1pm	Define virginity, defloration, legitimacy and its medicolegal importance.FM-3.18	Black Board/TV	S.G.D	Dr.Satyasai Panda/All Tutor	
4	08/04/25	Tuesday	2to3pm	Discuss the medicolegal aspects of pregnancy.FM-3.19	Black Board/TV	S.G.D	Dr.Satyasai Panda/All Tutor	
5	08/04/25	Tuesday	3to4pm	3.13,3.14,3.15,3.16,3.17 (Formative Assessment)			Dr.Satyasai Panda	
6	15/04/25	Tuesday	12to1pm	Describe different types of firearms including structure and components.FM-3.9	Projector/ White Black Board	LECT	Dr.J.R.Shinde	
7	15/04/25	Tuesday	2to4pm	Describe and discuss wound ballistics-different types of firearm injuries.FM-3.10	Projector/ White Black Board	LECT	Dr.J.R.Shinde	

  
**Professor & HOD**  
Dept. of Forensic Medicine  
Dr. Ulhas Patil Medical College & Hospital  
Jalgaon Kh, Jalgaon

8	22/04/25	Tuesday	12to1pm	delivery, signs of pregnancy, Precipitate labour superfoetation,.FM-3.19	Black Board/TV	S.G.D	Dr.Satyasai Panda/All Tutor
9	22/04/25	Tuesday	2to4pm	Discuss disputed paternity and maternity. FM-3.20,3.21,3.22	Projector/ White Black Board	LECT	Dr.Satyasai Panda
10	29/04/25	Tuesday	12to1pm	Describe and discuss regional injuries to head.FM-3.11	Projector/ White Black Board	LECT	Dr.J.R.Shinde
11	29/04/25	Tuesday	2to4pm	(Scalp wounds, fracture skull, Intracranial hemorrhages.FM-3.11	Projector/ White Black Board	LECT	Dr.J.R.Shinde

  
**Professor & HOD**  
 Dept. of Forensic Medicine  
 Dr. Uhas Patil Medical College & Hospital  
 Jalgaon Kh, Jalgaon



GODAVARI FOUNDATION'S  
**DR. ULHAS PATIL MEDICAL COLLEGE & HOSPITAL**

Recognized by National Medical Commission, Approved by Central Govt. of India, New Delhi,  
Letter no. MCI-34(41)/2012-med./158127, dated 05/02/2013

Affiliated to Maharashtra University of Health Sciences, Nashik [College Code-1306]


Jalgaon-Bhusawal Road, Jalgaon Kh, Tal. & Dist. Jalgaon 425309 Tel. No.(0257)2366657, 2366678  
Email ID : dupmcj@yahoo.in, dupmcj@gmail.com Website : www.dupmc.ac.in

**NAAC ACCREDITED**

Department Of Forensic Medicine & Toxicology  
III/Ist MBBS Monthly Teaching Schedule CBME 2025

Date:- 02/05/2025

Sr.No	Date	Day	Time	Topic	Teaching Aids	Teaching Method (Lecture/Practical/Demonstration/Dissection/Clinical)	Faculty Name	Remarks	
1	06/05/25	Tuesday	12to1pm	Discuss disputed paternity and maternity.Pre Natal Diagnostic.(PC&PNDT)FM-3.20,3.21	SGT	Black Board/TV	Dr.Satyasai Panda/All Tutor		
2	06/05/25	Tuesday	2to4pm	Define and discuss impotence, sterility.Discuss Sterilization of male and female. FM-3.22,3.23	LECT	Projector/ Black Board	Dr.Satyasai Panda		
4	13/05/25	Tuesday	12to1pm	Describe and discuss injuries related to fall from height and vehicular injuries. FM-3.12	SGT	Black Board/TV	Dr.Jayant Shinde/All Tutor		
5	13/05/25	Tuesday	2to4pm	Thermal deaths: Describe the clinical features postmortem. FM-2.24	LECT	Projector/ Black Board	Dr.Jayant Shinde		
6	20/05/25	Tuesday	12to1pm	Discuss the relative importance of surgical methods of contraception (vasectomy and tubectomy) FM-3.24	SGT	Black Board/TV	Dr.Satyasai Panda/All Tutor		
7	20/05/25	Tuesday	2to4pm	Discuss the major results of the National Family Health. FM-3.25,3.26	SGT	Black Board/TV	Dr.Satyasai Panda/All Tutor		
8	27/05/25	<b>SUMMER VACATION 25.05.25 TO 31.05.25</b>							

  
**Professor & HOD**  
Dept. of Forensic Medicine  
Dr. Ulhas Patil Medical College & Hospital  
Jalgaon Kh, Jalgaon



GODAVARI FOUNDATION'S  
**DR. ULHAS PATIL MEDICAL COLLEGE & HOSPITAL**

Recognized by National Medical Commission, Approved by Central Govt. of India, New Delhi,  
Letter no. MCI-34(41)/2012-med./158127, dated 05/02/2013  
Affiliated to Maharashtra University of Health Sciences, Nashik [College Code-1306]

Jalgaon-Bhusawal Road, Jalgaon Kh, Tal. & Dist. Jalgaon 425309 Tel. No.(0257)2366657, 2366678  
Email ID : dupmcj@yahoo.in, dupmcj@gmail.com Website : www.dupmc.ac.in


**NAAC ACCREDITED**

Department Of Forensic Medicine & Toxicology

III/Ist MBBS Monthly Teaching Schedule CBME 2025

Date:- 02/06/2025

Sr.No	Date	Day	Time	Topic	Teaching Aids	Teaching Method (Lecture/Practical/Demonstration/Dissection/Clinical)	Faculty Name	Remarks	
1	03/06/25	Tuesday	12to1pm	MTP and criminal abortion and complication of abortion. MTP Act 1971. FM-3.27,3.28	LECT	Projector/ Black Board	Dr.Satyasai Panda		
2	03/06/25	Tuesday	2to4pm	Torture And Human Rights. FM-3.29,3.30,3.31,3.32	SGT	Black Board/TV	Dr.Satyasai Panda/All Tutor		
4	10/06/25	Tuesday	12to1pm	Burns, Scalds, Lightening, Radiations. FM-2.25	LECT	Projector/ Black Board	Dr.Jayant Shinde		
5	10/06/25	Tuesday	2to4pm	Burns, Scalds, Lightening, Radiations. FM-2.25	LECT	Projector/ Black Board	Dr.Jayant Shinde		
6	17/06/25	Tuesday	12to1pm	Starvation And Neglect. FM-2.26	SDL	Black Board/TV	Dr.Jayant Shinde/All Tutor		
7	17/06/25	Tuesday	2to4pm	Electrocution. FM-2.25	LECT	Projector/ Black Board	Dr.Jayant Shinde		
8	24/06/25	<b>III/IAT practical exam 23.06.25 To 26.06.25</b>							

  
**Professor & HOD**  
Dept. of Forensic Medicine  
Dr. Ulhas Patil Medical College & Hospital  
Jalgaon Kh, Jalgaon



GODAVARI FOUNDATION'S

# DR. ULHAS PATIL MEDICAL COLLEGE & HOSPITAL

Recognized by National Medical Commission, Approved by Central Govt. of India, New Delhi,  
Letter no. MCI-34(41)/2012-med./158127, dated 05/02/2013

Affiliated to Maharashtra University of Health Sciences, Nashik [College Code-1306]

Jalgaon-Bhusawal Road, Jalgaon Kh, Tal. & Dist. Jalgaon 425309 Tel. No.(0257)2366657, 2366678  
Email ID : dupmcj@yahoo.in, dupmcj@gmail.com Website : www.dupmc.ac.in


**NAAC ACCREDITED**

## Department Of Forensic Medicine & Toxicology

### III/Ist MBBS Monthly Teaching Schedule CBME 2025

Date:- 02/07/2025

Sr.No	Date	Day	Time	Topic	Teaching Aids	Teaching Method (Lecture/Practical/DeMonstration /Dissection/Clinical)	Faculty Name	Remarks
1	08/07/25	Tuesday	12to1pm	sulphuric, nitric, and hydrochloric acids; Organic-Carboic Acid (phenol), Oxalic and acetylsalicylic acids. FM-9.1	SGT	Black Board/TV	Dr.Jayant Shinde/All Tutor	
2	08/07/25	Tuesday	2to4pm	sulphuric, nitric, and hydrochloric acids; Organic-Carboic Acid (phenol), Oxalic and acetylsalicylic acids. FM-9.1	SGT	Black Board/TV	Dr.Jayant Shinde/All Tutor	
4	15/07/25	Tuesday	12to1pm	Mechanical asphyxia. FM-2.20	LECT	Projector/ Black Board	Dr.Satyasai Panda	
5	15/07/25	Tuesday	2to4pm	Hanging.FM-2.21	SGT	Black Board/TV	Dr.Satyasai Panda/All Tutor	
6	22/07/25	Tuesday	12to1pm	Strangulation.FM-2.21	SGT	Black Board/TV	Dr.Jayant Shinde/All Tutor	
7	22/07/25	Tuesday	2to4pm	Drowning. FM-2.23	SGT	Black Board/TV	Dr.Jayant Shinde/All Tutor	
8	29/07/25	Tuesday	12to1pm	Suffocation. FM-2.22	LECT	Projector/ Black Board	Dr.Satyasai Panda	
9	29/07/25	Tuesday	2to3pm	Tutorial on general Toxicology. FM-8.2,8.8	SGT	Black Board/TV	Dr.Satyasai Panda/All Tutor	
10	29/07/25	Tuesday	2to4pm	History of Toxicology.FM-8.1	SDL	Black Board/TV	Dr.Satyasai Panda/All Tutor	

  
Professor & HOD  
Dept. of Forensic Medicine  
Dr. Ulhas Patil Medical College & Hospital  
Jalgaon Kh, Jalgaon



GODAVARI FOUNDATION'S

## DR. ULHAS PATIL MEDICAL COLLEGE & HOSPITAL

Recognized by National Medical Commission, Approved by Central Govt. of India, New Delhi,  
Letter no. MCI-34(41)/2012-med./158127, dated 05/02/2013

Affiliated to Maharashtra University of Health Sciences, Nashik [College Code-1306]

Jalgaon-Bhusawal Road, Jalgaon Kh, Tal. & Dist. Jalgaon 425309 Tel. No.(0257)2366657, 2366678  
Email ID : dupmcj@yahoo.in, dupmcj@gmail.com Website : www.dupmc.ac.in

**NAAC ACCREDITED**

### Department Of Forensic Medicine & Toxicology II MBBS Monthly Teaching Schedule CBME 2024

Date:- 01/09/2024

Sr.No	Date	Day	Time	Topic	Teaching Aids	Teaching Method (Lecture/Practical/DeM onstration /Dissection/Clinical	Faculty Name	Remarks
1	02/09/24	Monday	4to5pm	Introduction to Forensic Medicine, History.fm-1.1	Projector/ White Black Board	LECT	Dr.Jayant Shinde	
2	09/09/24	Monday	4to5pm	General Information- history of Forensic Medicine.FM-1.2	Projector/ White Black Board	LECT	Dr.Jayant Shinde	
3	16/09/24	Monday	4to5pm	General Information- Legal Procedure, Criminal Procedure, IPC, CRPC, IEA.FM-1.3	Projector/ White Black Board	LECT	Dr.Jayant Shinde	
4	23/09/24	Monday	4to5pm	teeth-eruption,decay,bitemarks, bones-ossification centres, medico- legal aspects of age.FM-3.1	Projector/ White Black Board	LECT	Dr.Jayant Shinde	
5	30/09/24	Monday	4to5pm	Various Court in India. FM-1.4	Projector/ White Black Board	LECT	Dr.Jayant Shinde	

  
**Professor & HOD**  
Dept. of Forensic Medicine  
Dr. Ulhas Patil Medical College & Hospital  
Jalgaon Kh, Jalgaon



GODAVARI FOUNDATION'S

# DR. ULHAS PATIL MEDICAL COLLEGE & HOSPITAL

Recognized by National Medical Commission, Approved by Central Govt. of India, New Delhi,

Letter no. MCI-34(41)/2012-med./158127, dated 05/02/2013

Affiliated to Maharashtra University of Health Sciences, Nashik [College Code-1306]

Jalgaon-Bhusawal Road, Jalgaon Kh, Tal. & Dist. Jalgaon 425309 Tel. No.(0257)2366657, 2366678


Email ID : dupmcj@yahoo.in, dupmcj@gmail.com Website : www.dupmc.ac.in

**NAAC ACCREDITED**

## Department Of Forensic Medicine & Toxicology II MBBS Monthly Teaching Schedule CBME 2024

Date:- 02/10/2024

Sr.No	Date	Day	Time	Topic	Teaching Aids	Teaching Method (Lecture/Practical/De Monstration /Dissection/Clinical	Faculty Name	Remarks
1	07/10/24	Monday	3to5pm	Describe Court procedures including issue of Summons.FM-15,1.6	Projector/ White Black Board	LECT	Dr.Jayant Shinde	
2	14/10/24	Monday	3to4pm	Describe Offenses in Court including Perjury; Court strictures vis-a- vis Medical Officer.FM-3.1	Projector/ White Black Board	LECT	Dr.Jayant Shinde	
3	21/10/24	Monday	3to4pm	Describe Dying Declaration & Dying Deposition.FM-1.7,1.8	Projector/ White Black Board	LECT	Dr.Jayant Shinde	
4	21/10/24	Monday	4to5pm	Describe the importance of documentation in medical practice in regard.FM-1.9	Projector/ White Black Board	LECT	Dr.Jayant Shinde	
5	<b>WINTER VACATION 29.10.24 TO 04.11.24</b>							

  
Professor & HOD  
Dept. of Forensic Medicine  
Dr. Ulhas Patil Medical College & Hospital  
Jalgaon Kh, Jalgaon



GODAVARI FOUNDATION'S

# DR. ULHAS PATIL MEDICAL COLLEGE & HOSPITAL

Recognized by National Medical Commission, Approved by Central Govt. of India, New Delhi,  
Letter no. MCI-34(41)/2012-med./158127, dated 05/02/2013

Affiliated to Maharashtra University of Health Sciences, Nashik [College Code-1306]

Jalgaon-Bhusawal Road, Jalgaon Kh, Tal. & Dist. Jalgaon 425309 Tel. No.(0257)2366657, 2366678

Email ID : dupmcj@yahoo.in, dupmcj@gmail.com Website : www.dupmc.ac.in

**NAAC ACCREDITED**

**Department Of Forensic Medicine & Toxicology**

**II MBBS Monthly Teaching Schedule CBME 2024**

Date:- 01/11/2024

Sr.No	Date	Day	Time	Topic	Teaching Aids	Teaching Method (Lecture/Practical/De Monstration /Dissection/Clinical	Faculty Name	Remarks
1	04/11/24	<b>WINTER VACATION 29.10.24 TO 04.11.24</b>						
2	11/11/24	Monday	3to4pm	Describe and discuss identification of criminals, unknown persons, dead bodies. FM-3.2	Projector/ White Black Board	LECT	Dr.J.R.Shinde	
3	11/11/24	Monday	4to5pm	dactylography, foot prints, scars, tattoos, poroscopy and superimposition.FM-3.2	Black Board/TV	S.G.T	Dr.J.R.Shinde / All Tutor	
4	18/11/24	Monday	4to5pm	Define, describe and discuss death and its types including somatic/clinical/cellular.FM-2.1	Projector/ White Black Board	LECT	Dr.J.R.Shinde/	

**Professor & HOD**  
Dept. of Forensic Medicine  
Dr. Ulhas Patil Medical College & Hospital  
Jalgaon Kh, Jalgaon



GODAVARI FOUNDATION'S  
**DR. ULHAS PATIL MEDICAL COLLEGE & HOSPITAL**

Recognized by National Medical Commission, Approved by Central Govt. of India, New Delhi,  
Letter no. MCI-34(41)/2012-med./158127, dated 05/02/2013  
Affiliated to Maharashtra University of Health Sciences, Nashik [College Code-1306]

Jalgaon-Bhusawal Road, Jalgaon Kh, Tal. & Dist. Jalgaon 425309 Tel. No.(0257)2366657, 2366678  
Email ID : dupmcj@yahoo.in, dupmcj@gmail.com Website : www.dupmc.ac.in


**NAAC ACCREDITED**

Department Of Forensic Medicine & Toxicology

II MBBS Monthly Teaching Schedule CBME 2024

Date:- 01/12/2024

Sr.No	Date	Day	Time	Topic	Teaching Aids	Teaching Method (Lecture/Practical/De Monstration /Dissection/Clinical	Faculty Name	Remarks
1	02/12/24	Monday	3to4pm	molecular and brain-death, Cortical Death and Brainstem Death.FM-2.1	Projector/ White Black Board	LECT	Dr.J.R.Shinde	
2	09/12/24	Monday	3to5pm	Describe and discuss natural and unnatural deaths.FM-2.2	Projector/ White Black Board	LECT	Dr.J.R.Shinde	
3	16/12/24	<b>IIND YEAR PRACTICAL EXAM (MICRO,PATHO,PHARMAC)</b>						
4	23/12/24	Monday	3to5pm	Describe and discuss issues related to sudden natural deaths.FM-2.3	Projector/ White Black Board	LECT	Dr.J.R.Shinde	

  
**Professor & HOD**  
Dept. of Forensic Medicine  
Dr. Ulhas Patil Medical College & Hospital  
Jalgaon Kh, Jalgaon



GODAVARI FOUNDATION'S

# DR. ULHAS PATIL MEDICAL COLLEGE & HOSPITAL

Recognized by National Medical Commission, Approved by Central Govt. of India, New Delhi,  
Letter no. MCI-34(41)/2012-med./158127, dated 05/02/2013

Affiliated to Maharashtra University of Health Sciences, Nashik [College Code-1306]

Jalgaon-Bhusawal Road, Jalgaon Kh, Tal. & Dist. Jalgaon 425309 Tel. No.(0257)2366657, 2366678

Email ID : dupmcj@yahoo.in, dupmcj@gmail.com Website : www.dupmc.ac.in

**NAAC ACCREDITED**

Department Of Forensic Medicine & Toxicology

**II MBBS Monthly Teaching Schedule CBME 2025**

Date:- 02/01/2025

Sr.No	Date	Day	Time	Topic	Teaching Aids	Teaching Method (Lecture/Practical/De Monstration /Dissection/Clinical	Faculty Name	Remarks
1	06/01/25	Monday	3to5pm	Discuss moment of death, modes of death - coma, asphyxia and syncope.FM-2.5,2.6	Projector/ White Black Board	LECT	Dr.J.R.Shinde	
2	13/01/25	Monday	3to5pm	Describe and discuss autopsy procedures including postmortem examination.FM-2.11,2.12	Projector/ White Black Board	LECT	Dr.J.R.Shinde	
3	20/01/25	Monday	3to5pm	Describe and discuss suspended animation.FM-2.7,2.8	Projector/ White Black Board	LECT	Dr.Satyasai Panda	

  
**Professor & HOD**  
Dept. of Forensic Medicine  
Dr. Ulhas Patil Medical College & Hospital  
Jalgaon Kh, Jalgaon



GODAVARI FOUNDATION'S  
**DR. ULHAS PATIL MEDICAL COLLEGE & HOSPITAL**

Recognized by National Medical Commission, Approved by Central Govt. of India, New Delhi,  
Letter no. MCI-34(41)/2012-med./158127, dated 05/02/2013

Affiliated to Maharashtra University of Health Sciences, Nashik [College Code-1306]

Jalgaon-Bhusawal Road, Jalgaon Kh, Tal. & Dist. Jalgaon 425309 Tel. No.(0257)2366657, 2366678


Email ID : dupmcj@yahoo.in, dupmcj@gmail.com Website : www.dupmc.ac.in

**NAAC ACCREDITED**

**Department Of Forensic Medicine & Toxicology**  
**II MBBS Monthly Teaching Schedule CBME 2025**

Date:- 01/02/2025

Sr.No	Date	Day	Time	Topic	Teaching Aids	Teaching Method (Lecture/Practical/De Monstration /Dissection/Clinical	Faculty Name	Remarks
1	03/02/25	Monday	3to5pm	Describe putrefaction, mummification, adipocere and maceration.FM-2.9	Projector/ White Black Board	LECT	Dr.J.R.Shinde	
2	10/02/25	Monday	3to5pm	Discuss estimation of time since death.FM-2.10	Projector/ White Black Board	LECT	Dr.Satyasai Panda	
3	17/02/25	Monday	3to5pm	Describe and discuss obscure autopsy.FM-2.13	Black Board/TV	S.G.T	Dr.J.R.Shinde/ All Tute	

  
**Professor & HOD**  
Dept. of Forensic Medicine  
Dr. Ulhas Patil Medical College & Hospital  
Jalgaon Kh, Jalgaon



GODAVARI FOUNDATION'S

# DR. ULHAS PATIL MEDICAL COLLEGE & HOSPITAL

Recognized by National Medical Commission, Approved by Central Govt. of India, New Delhi,

Letter no. MCI-34(41)/2012-med./158127, dated 05/02/2013

Affiliated to Maharashtra University of Health Sciences, Nashik [College Code-1306]

Jalgaon-Bhusawal Road, Jalgaon Kh, Tal. & Dist. Jalgaon 425309 Tel. No.(0257)2366657, 2366678

Email ID : dupmcj@yahoo.in, dupmcj@gmail.com Website : www.dupmc.ac.in


**NAAC ACCREDITED**

## Department Of Forensic Medicine & Toxicology

### II MBBS Monthly Teaching Schedule CBME 2025

Date:- 01/03/2025

Sr.No	Date	Day	Time	Topic	Teaching Aids	Teaching Method (Lecture/Practical/De Monstration /Dissection/Clinical	Faculty Name	Remarks
1	03/03/25	Monday	3to5pm	Describe and discuss examination of clothing, preservation of viscera.FM-2.14	Black Board/TV	S.G.T/All Tutor	Dr.J.R.Shinde	
2	10/03/25	Monday	3to5pm	Describe special protocols for conduction of medico-legal autopsies in cases.FM-2.15	Black Board/TV	S.G.T/All Tutor	Dr.Satyasai Panda	
3	17/03/25	Monday	3to5pm	Describe and discuss examination of mutilated bodies or fragments charred bones and bundle of bones.FM-2.16	Black Board/TV	S.G.T/All Tutor	Dr.J.R.Shinde	

  
**Professor & HOD**  
Dept. of Forensic Medicine  
Dr. Ulhas Patil Medical College & Hospital  
Jalgaon Kh, Jalgaon



GODAVARI FOUNDATION'S

# DR. ULHAS PATIL MEDICAL COLLEGE & HOSPITAL

Recognized by National Medical Commission, Approved by Central Govt. of India, New Delhi,  
Letter no. MCI-34(41)/2012-med./158127, dated 05/02/2013

Affiliated to Maharashtra University of Health Sciences, Nashik [College Code-1306]


Jalgaon-Bhusawal Road, Jalgaon Kh, Tal. & Dist. Jalgaon 425309 Tel. No.(0257)2366657, 2366678  
Email ID : dupmcj@yahoo.in, dupmcj@gmail.com Website : www.dupmc.ac.in

**NAAC ACCREDITED**

**Department Of Forensic Medicine & Toxicology**  
**II MBBS Monthly Teaching Schedule CBME 2025**

Date:- 02/04/2025

Sr.No	Date	Day	Time	Topic	Teaching Aids	Teaching Method (Lecture/Practical/De Monstration /Dissection/Clinical	Faculty Name	Remarks
1	07/04/25	Monday	3to5pm	Describe and discuss identification of criminals.FM- 3.2	Black Board/TV	S.G.T/ All Tute	Dr.Satyasai Panda	
2	14/04/25	HOLIDAY						
3	21/04/25	Monday	3to4pm	Dactylography, foot prints, scars, tattoos, poroscopy and superimposition.FM-3.2	Black Board/TV	S.G.T/ All Tute	Dr.Satyasai Panda	
4	21/04/25	Monday	4to5pm	Demonstrate and interpret medico-legal aspects from examination of hair (human & animal) fibre, semen & other.FM-14.6	Black Board/TV	PRACT/ All Tute	Dr.Satyasai Panda	
4	28/04/25	Monday	3to4pm	Describe putrefaction, mummification, adipocere and maceration.FM-2.9,2.10	Projector/ White Black Board	LECT	Dr.J.R.Shinde	

  
**Professor & HOD**  
Dept. of Forensic Medicine  
Dr. Ulhas Patil Medical College & Hospital  
Jalgaon Kh, Jalgaon



GODAVARI FOUNDATION'S

# DR. ULHAS PATIL MEDICAL COLLEGE & HOSPITAL

Recognized by National Medical Commission, Approved by Central Govt. of India, New Delhi,  
Letter no. MCI-34(41)/2012-med./158127, dated 05/02/2013

Affiliated to Maharashtra University of Health Sciences, Nashik [College Code-1306]

Jalgaon-Bhusawal Road, Jalgaon Kh, Tal. & Dist. Jalgaon 425309 Tel. No. (0257)2366657, 2366678  
Email ID : dupmcj@yahoo.in, dupmcj@gmail.com Website : www.dupmc.ac.in

**NAAC ACCREDITED**

## Department Of Forensic Medicine & Toxicology II MBBS Monthly Teaching Schedule CBME 2025

Date:- 01/05/2025

Sr.No	Date	Day	Time	Topic	Teaching Aids	Teaching Method (Lecture/Practical/DeMonstration/Dissection/Clinical)	Faculty Name	Remarks
1	05/05/25	Monday	3to4pm	Describe and discuss autopsy. Medico-legal post-mortem FM-2.11,2.12	LECT	Projector/ Black Board	Dr.Satyasai Panda	
2	05/05/25	Monday	4to5pm	Describe and discuss obscure autopsy. Describe & discuss exam of clothing. FM-2.13,2.14	SGT	Black Board/TV	Dr.Satyasai Panda/ All Tutor	
3	12/05/25	<b>HOLIDAY</b>						<b>HOLIDAY</b>
4	19/05/25	Monday	3to4pm	Select appropriate cause of death in a particular scenario by referring ICD 10 cod. FM-1.10	LECT	Projector/ Black Board	Dr.Jayant Shinde	
5	19/05/25	Monday	4to5pm	Write a correct cause of death certificate as per ICD 10 document. FM-1.11	SGT	Black Board/TV	Dr.Jayant Shinde/ All Tutor	
6	26/05/25	<b>SUMMER VACATION 25.05.25 TO 31.05.25</b>						

  
**Professor & HOD**  
Dept. of Forensic Medicine  
Dr. Ulhas Patil Medical College & Hospital  
Jalgaon Kh, Jalgaon



GODAVARI FOUNDATION'S

# DR. ULHAS PATIL MEDICAL COLLEGE & HOSPITAL

Recognized by National Medical Commission, Approved by Central Govt. of India, New Delhi,

Letter no. MCI-34(41)/2012-med./158127, dated 05/02/2013

Affiliated to Maharashtra University of Health Sciences, Nashik [College Code-1306]

Jalgaon-Bhusawal Road, Jalgaon Kh, Tal. & Dist. Jalgaon 425309 Tel. No.(0257)2366657, 2366678

Email ID : dupmcj@yahoo.in, dupmcj@gmail.com Website : www.dupmc.ac.in

**NAAC ACCREDITED**

## Department Of Forensic Medicine & Toxicology

### II MBBS Monthly Teaching Schedule CBME 2025

Date:- 01/06/2025

Sr.No	Date	Day	Time	Topic	Teaching Aids	Teaching Method (Lecture/Practical/ DeMonstration /Dissection/Clinical	Faculty Name	Remarks
1	02/06/25	Monday	3to4pm	History Of Toxicology. FM-8.1	SDL	Black Board/TV	Dr.Satyasai Panda/ All Tutor	
2	02/06/25	Monday	4to5pm	Forensic Toxicology, Clinical Toxicology and poison. FM-8.2 Toxicokinetics, & Toxicodynamics and diagnosis of poisoning in living and dead. FM-8.3	LECT	Projector/ Black Board	Dr.Satyasai Panda	
3	09/06/25	Monday	3to5pm	Caustics Inorganic – sulphuric, nitric, and hydrochloric acids Organic- Carbolic Acid (phenol), Oxalic and acetylsalicylic acids. FM-9.1	SGT	Black Board/TV	Dr.Jayant Shinde/ All Tutor	
4	16/06/25	Monday	3to5pm	Phosphorus, Iodine, Barium. FM-9.2	SGT	Black Board/TV	Dr.Jayant Shinde/ All Tutor	
5	23/06/25	<b>PRELIMINARY EXAMINATION 17.06.25 TO 05.07.25 (PHARMAC,PATHO,MICRO.FMT)</b>						

  
**Professor & HOD**  
Dept. of Forensic Medicine  
Dr. Ulhas Patil Medical College & Hospital  
Jalgaon Kh, Jalgaon.

DR ULHAS PATIL MEDICAL COLLEGE AND HOSPITAL, JALGAON KH  
 TIME TABLE FROM 2<sup>ND</sup> SEPTEMBER 2024 TO 31<sup>ST</sup> AUGUST 2025  
 II MBBS (CBME 2023)

Day	9 – 12 Am	12 – 1 Pm Lecture	1 – 2 Pm	2 – 3 Pm Lecture	3 – 5 Pm Practical
Monday	Clinical Posting	Pharmacology	R	Microbiology	Forensic Medicine/Micro SDL****
Tuesday		Pharmacology	E	Pathology	General Surgery / Community Medicine *
Wednesday		Microbiology	C	Pathology	Pharmacology / Pathology/ Microbiology
Thursday		Pathology	E	Pharmacology	Pharmacology / Pathology/ Microbiology
Friday		Community Medicine **	S	OBGY/ General medicine ***	Pharmacology / Pathology/ Microbiology
Saturday****		Seminar / Tutorials / Test/Integrated teaching	AETCOM	S	Self-Directed Learning/PANDEMIC MODULE

**Batch A – 1 to 65, Batch B – 66 to 130, Batch C – 131 to 200**

\* Tuesday– First two weeks Surgery , then next three weeks Community Medicine , 4 – 5 pm integration teaching.

\*\* Friday – first five months community medicine, next five months Pharmacology / Pathology / Microbiology

\*\*\* Friday – First two weeks Ob-Gy , then next three weeks General Medicine

\*\*\*\* Monday- 4<sup>th</sup> and 5<sup>th</sup> Week: Microbiology SDL

Pathology – required 255 hrs – covered 287 hrs

Pharmacology – required 255 hrs – covered 287 hrs

Microbiology - required 215 hrs – covered 246 hrs

Community medicine - required 60 hrs – covered 70 hrs

Forensic medicine - required 60 hrs – covered 80 hrs

Clinical subjects (59 hrs) – General medicine, Surgery, OBGY (25 hrs each)

Clinical posting 5 days – Monday to Friday – (9 to 12 pm) – required 540 hrs – 600 hrs

AETCOM – required 37 HRS covered 40 hrs

Sports and extracurricular activity – required 35 hrs, covered – 80 hrs

SDL – required 40 hrs, covered 40 hrs

Total hrs scheduled – 1521 hrs, covered – 1785 hrs

\*\*\*\* Weekly division of departments for Saturday in month – 1<sup>st</sup> week – Pathology, 2<sup>nd</sup> week –

Pharmacology, 3<sup>rd</sup> week – Microbiology, 4<sup>th</sup> week – Community medicine, 5<sup>th</sup> week – 9-10 am Obgy, 10-12 noon FMT.

HOD  
DEPT OF PHARMACOLOGY

HOD  
DEPT OF PATHOLOGY

HOD  
DEPT OF MICROBIOLOGY

HOD  
DEPT OF FORENSIC MEDICINE

HOD  
DEPT OF COMMUNITY MEDICINE

HOD  
DEPT OF GENERAL MEDICINE

HOD  
DEPT OF GENERAL SURGERY

HOD  
DEPT OF OBGY

# Dr. Ulhas Patil Medical College & Hospital, Jalgaon.

## Clinical Posting for the Phase - II

Time 9.00 am to 12.00 pm

w.e.f. 16/01/2025 to 30/11/2025

Date:- 15/01/2025

Date	Community Medicine	Commu. Medicine + Casuality	E.N.T.	OPHTHAL.	Gen. Medicine	Gen. Surgery	OBGY	Pediatrics	Dent. & Anaes. + Dermatology	Ortho.	Psychiatry	
	4 weeks	2+2 weeks	4 weeks	4 weeks	4 weeks	4 weeks	4 weeks	4 weeks	2+2 weeks	4 weeks	2 weeks	
16/01/2025 TO 12/02/2025	A1	B1	CI	DI	--	--	--	--	--	--	--	
13/02/2025 TO 12/03/2025	B1	CI	DI	A1	--	--	--	--	--	--	--	
13/03/2025 TO 09/04/2025	CI	DI	A1	BI	--	--	--	--	--	--	--	
10/04/2025 TO 07/05/2025	DI	A1	BI	CI	--	--	--	--	--	--	--	
08/05/2025 TO 11/06/2025	(Summer Vacation 25/05/2025 to 31/05/2025)											
12/06/2025 TO 09/07/2025	--	--	--	--	A2	B2	C2	D2	--	--	--	
10/07/2025 TO 06/08/2025	--	--	--	--	B2	C2	D2	A2	--	--	--	
07/08/2025 TO 03/09/2025	--	--	--	--	C2	D2	A2	B2	--	--	--	
04/09/2025 TO 01/10/2025	--	--	--	--	D2	A2	B2	C2	--	--	--	
02/10/2025 TO 05/11/2025	(Winter Vacation 19/10/2025 to 25/10/2025)											
06/11/2025 TO 30/11/2025	--	--	--	--	--	--	--	--	A3	B3	C3	
									B3	C3	A3	
									C3	A3	B3	

1. For first rotation: Batch A1: 1 to 50, Batch B1:-51 to 100, Batch C1 :- 101 to 150, Batch D1:-151 to 206.
2. For second rotation: Batch A2: 1 to 50, Batch B2:-51 to 100, Batch C2 :- 101 to 150, Batch D2:-151 to 206.
3. For Third rotation Batch A3: 1 to 67, Batch B3:-68 to 134, Batch C3 :- 135 to 206, {For 2 weeks postings, first 14 days First department and next 14 days second department. ( e.g. Dent & Anaes + Dermat : first 14 days Dent. & Anaes. posting and then Dermatology next 14 days.)}



*(Signature)*

DEBAN  
Dr. Ulhas Patil Medical College  
& Hospital, Jalgaon (K)

**DR. ULHAS PATIL MEDICAL COLLEGE & HOSPITAL, JALGAON KH (MAHARASHTRA)**

**Master Time Table for I MBBS Batch 2024-25**

Date:-17.10.2024

Time	Monday	Tuesday	Wednesday	Thursday	Friday	Saturday
9-10	Physiology	Anatomy	Biochemistry	Biochemistry (SDL)	Anatomy	Anatomy (SDL)
10-11	Anatomy	Physiology	Physiology	Anatomy	Biochemistry	ECE (10 am to 1pm)
11 -12.45	Dissection	Dissection	Dissection	Dissection	Physiology (SDL)	
12.45-1.30	L N C H					
1.30-2.30	Integrated Teaching	Biochemistry	Anatomy	Physiology	Physiology	Sports-EX
2.30-4.30	Community Medicine	Practical	Practical	Practical	Practical	Sports-EX

Note: - Integrated Teaching by rotation-

1<sup>st</sup> Monday -Anatomy

2<sup>nd</sup> Monday-Physiology

3<sup>rd</sup> Monday-Biochemistry

4<sup>th</sup> Monday- (Anatomy +Physiology +Biochemistry)


ECE- Every 3<sup>rd</sup> Saturday (Anatomy /Physiology /Biochemistry)


4<sup>th</sup> Week of every month- Family Adoption Programme (For batch not attending practicals)

  
Prof. & HOD  
Dept. of Anatomy

*For, hanresh*  
Prof. & HOD  
Dept. of Physiology

  
Prof. & HOD  
Dept. of Biochemistry

  
Prof. & HOD  
Dept. of PSM

  
Dean  
DUPMC, Jalgaon Kh.



**GODAVARI FOUNDATION'S  
DR. ULHAS PATIL MEDICAL COLLEGE & HOSPITAL**

Recognized by National Medical Commission, Approved by Central Govt. of India, New Delhi,  
Letter no. MCI-34(41)/2012-med./158127, dated 05/02/2013  
Affiliated to Maharashtra University of Health Sciences, Nashik [College Code-1306]  
Jaigaon-Bhusawal Road, Jaigaon Kh, Tal. & Dist. Jaigaon 425309 Tel. No.(0257)2366657, 2366678  
Email ID : dupmcj@yahoo.in, dupmcj@gmail.com Website : www.dupmc.ac.in

**NAAC ACCREDITED**

Time 9.00 am to 12.00 am

w.e.f. 02/09/2024 to 01/06/2025

**Date:- 30/08/2024**

Date	Gen. Medicine	Gen. Surgery	OBGY	Community Medicine	ENT	OPHTHAL	Pediatriic + Resp. Medicine		psychiatry + DVL		Ortho. + Radiology	
	4 weeks	4 weeks	4 weeks	4 weeks	4 weeks	4 weeks	2Weeks	2Weeks	2Weeks	2Weeks	2Weeks	2Weeks
02/09/2024 TO 29/09/2024	A1	B1	C1	D1	--	--	--	--	--	--	--	--
30/09/2024 TO 27/10/2024	B1	C1	D1	A1	--	--	--	--	--	--	--	--
28/10/2024 TO 24/11/2024	C1	D1	A1	B1	--	--	--	--	--	--	--	--
25/11/2024 TO 22/12/2024	D1	A1	B1	C1	--	--	--	--	--	--	--	--
23/12/2025 TO 19/01/2025	--	--	--	--	A2	B2	C2	(From 06/01)	D2	D2	E2	(From 06/01)
20/01/2025 TO 16/02/2025	--	--	--	--	B2	C2	D2	(From 03/02)	E2	(From 03/02)	A2	(From 03/02)
17/02/2025 TO 15/03/2025	--	--	--	--	C2	D2	E2	(From 02/03)	A2	(From 02/03)	B2	(From 02/03)
16/03/2025 TO 12/04/2025	--	--	--	--	D2	E2	A2	(From 30/03)	B2	(From 30/03)	C2	(From 30/03)
13/04/2025 TO 10/05/2025	--	--	--	--	E2	A2	B2	(From 27/04)	C2	(From 27/04)	D2	(From 27/04)

- For first rotation: Batch A1: 1 to 50, Batch B1:-51 to 100, Batch C1 :- 101 to 150, Batch D1:-151 to 200.
- For second rotation: Batch A2: 1 to 40, Batch B2: 41 to 80, Batch C2:- 81 to 120, Batch D2:- 121 to 160, Batch E2:- 161 to 200.
- For 2 weeks postings, first 14 days First department and next 14 days second department. ( e.g. PEDS+RESP : first 14 days PEDS posting and then RESPI next 14 days.)



**Dr. Ulhas Patil**  
DEAN  
Dr. Ulhas Patil Medical College & Hospital, Jaigaon Kh

## DR. ULHAS PATIL MEDICAL COLLEGE, JALGAON

TIME TABLE FOR YEAR 2024-25, III MBBS Phase I as per CISP 2019 Guidelines for Period 16/01/2025 to 30/11/2025

Date:-15/01/2025

Day	8.00 to 9.00 am Lecture	9.00 am to 12.00 pm	12.00 pm to 1.00 pm	1.00 pm to 2.00 pm	2.00 pm to 3.00 pm Practical/Tutorial/Seminar/ Integrated teaching	3.00 pm to 4.00 pm Practical/Tutorial/Semi nar/ Integrated teaching	4.00 pm to 5.00 pm
<b>Monday</b>	Medicine(25)/Resp Medicine (10)	<b>CLINICAL POSTING</b>	Community medicine(40)	<b>RECESS</b>	Ob-Gy (25)	Medicine (15)+ Medicine SDL(5)	Ob-Gy (35)+ Ob-Gy SDL(5)
<b>Tuesday</b>	Surgery(25)/ Radiology (10)	<b>CLINICAL POSTING</b>	FMT (25)	<b>RECESS</b>	FMT (45)+FMT SDL (5)		Psychiatry lecture/ Tutorial /SDL (25+10+5)
<b>Wed.</b>	Dermatology lecture/ Tutorial / SDL (20+5+5)	<b>CLINICAL POSTING</b>	Pediatrics(30) +SDL(5)	<b>RECESS</b>	Ophthalmology(60)+ Ophthalmology SDL (10)		ENT SDL(5) / Respiratory Medicine (10) /Radiology (10)
<b>Thurs</b>	Pediatrics(20)	<b>CLINICAL POSTING</b>	ENT (25)	<b>RECESS</b>	Community Medicine(60)+ CM SDL(5)+Pandemic module(18)		Anaesthesia (20)
<b>Friday</b>	Ortho Lecture/ Tutorial/SDL (15+20+5)	<b>CLINICAL POSTING</b>	Ophthalmology (30)	<b>RECESS</b>	Surgery (35)+ Surgery SDL(5)	ENT(40)	AETCOM(25)
<b>Saturday</b>		<b>CLINICAL POSTING</b>	Integrated Teaching	<b>RECESS</b>	Community Medicine(60)		PANDEMIC MODULE

Community medicine: 1hr/week \*11 months= 44 lectures, Practicals 2hr/week \*11 months=88 hrs. Ophthalmology:1 hr/week\*11 months= 44 lectures.

SGDs 2hr/week\*11 months= 88 hrs, ENT: 1 hr/week\*11 months= 44 lectures.

SGDs 2hr/week\*11 months= 88 hrs, AETCOM: 1HRS/WEEK\*11 months= 44 hrs.

*[Signature]*  
Prof. & HOD  
Community Medicine

*[Signature]*  
Prof. & HOD  
ENT

*[Signature]*  
Prof. & HOD  
Surgery

*[Signature]*  
Prof. & HOD  
OB&G

*[Signature]*  
Prof. & HOD  
Pediatrics

*[Signature]*  
Prof. & HOD  
Orthopedics



**DEAN**  
**Dr. Ulhas Patil Medical College & Hospital, Jalgaon Kh**

**DR. ULHAS PATIL MEDICAL COLLEGE & HOSPITAL**

Recognized by National Medical Commission, Approved by Central Govt. of India, New Delhi,

Letter no. MCI-34(41)/2012-med./158127, dated 05/02/2013

Affiliated to Maharashtra University of Health Sciences, Nashik [College Code-1306]

Jalgaon-Bhusawal Road, Jalgaon Kh, Tal. &amp; Dist. Jalgaon 425309 Tel. No.(0257)2366657, 2366678

Email ID : dupmcj@yahoo.in, dupmcj@gmail.com Website : www.dupmc.ac.in

**NAAC ACCREDITED****Department of Ophthalmology****PG Activity : PG LECTURE**

06/01/2025	Intravitreal injection	Dr. Pallavi Ghule
15/01/2025	Dry eye	Dr.Kiran Bhirud
21/01/2025	Mgt of cataract	Dr. Ashwini Patil
27/01/2025	Astigmatism	Dr. Renuka Patil
03/02/2025	Accommodation Convergence ACIA Ratio	Dr. Mayuri Nilawad
09/02/2025	Extra ocular musdes	Dr. Ashutosh Girbide
16/02/2025	Squint	Dr.Narayan Arvikar
23/02/2025	Squint management	Dr.Kiran Bhirud
02/03/2025	Anatomy of	Dr. Anjali Mayekar
09/03/2025	Orbital Cellulitis	Dr. Renuka Patil
16/03/2025	Orbital Trauma & its management	Dr. Mayuri Nilawad
24/03/2025	Ptosis & its management	Dr.NT Patil
01/04/2025	Entropion & ectropion	Dr.Shifa Mirza
08/04/2025	Conjunctivitis	Dr. Mayuri Nilawad
15/04/2025	keratitis	Dr. Renuka Patil
22/04/2025	Corneal ulcel	Dr.Narayan Arvikar
29/04/2025	Diabetic Retinopathy	Dr. Ashwini Patil

*R.P.*  
**PROFESSOR & HOD**  
 Dept. of Ophthalmology  
 Dr. Ulhas Patil Medical College



GODAVARI FOUNDATION'S

# DR. ULHAS PATIL MEDICAL COLLEGE & HOSPITAL

Recognized by National Medical Commission, Approved by Central Govt. of India, New Delhi,  
Letter no. MCI-34(41)/2012-med./158127, dated 05/02/2013

Affiliated to Maharashtra University of Health Sciences, Nashik [College Code-1306]

Jalgaon-Bhusawal Road, Jalgaon Kh, Tal. & Dist. Jalgaon 425309 Tel. No.(0257)2366657, 2366678  
Email ID : dupmcj@yahoo.in, dupmcj@gmail.com Website : www.dupmc.ac.in

**NAAC ACCREDITED**

06/05/2025	Management of Diabetic Retinopathy.	Dr. Ashwini Patil
13/05/2025	Dry eye –causes & Management	Dr.Yash Patil
20/05/2025	Anatomy OF EYE	Dr.Urmi Gaikwad
27/05/2025	Cataract of classification	Dr.Yash Patil
03/06/2025	Step of cataract surgery	Dr.Neha Narkhede
10/06/2025	Lens-induced glaucoma	Dr. Darshan Kukyan
17/06/2025	Retinopathy of Prematurity	Dr. Ashwini Patil
24/06/2025	Hypertensive Retinopathy	Dr.NT Patil
01/07/2025	Astigmatism	Dr. Mayuri Nilawad
8/07/2025	Squint	Dr. Renuka Patil
16/07/2025	Retinal Detachment	Dr. Ashwini Patil
23/07/2025	Cataract	Dr.NT Patil

*P.R.*  
For PROFESSOR & HOD  
Dept. of Ophthalmology  
Dr. Ulhas Patil Medical College  
and Hospital, Jalgaon Kh.

**NAAC ACCREDITED**

Department of Ophthalmology

PG Activity : JOURNAL CLUB

01/01/2025	Thicknesses of the retina and choroid in children with retinitis pigmentosa	Dr. Darshan Kukyan
07/01/2025	Large Ciliary body melanocytoma with pseudocysts	Dr. Shubham Bharsakle
13/01/2025	A Comparative study of transscleral Sutured IOL fixation & sutureless flanged . IOL Fixation	Dr.Jatin Baviskar
21/01/2025	Ocular and visul perceptive factors associated with treatment outcome in patients with anisometropic amblyopia	Dr.Shifa Mirza
28/01/2025	A comparative study of transscleral sutured IOL fixation sutureless IOL fixation	Dr.Jatin Baviskar
04/02/2025	A comparative study of transscleral sutured IOL fixation sutureless IOL fixation	Dr. Shubham Bharsakle
11/02/2025	Ocular Manifestations of autoimmune diseases	Dr. Darshan Kukyan
18/02/2025	Ocular Manifestations of autoimmune diseases	Dr.Jatin Baviskar
25/02/2025	Ocular Manifestations of autoimmune diseases	Dr. Shubham Bharsakle
02/03/2025	Ocular Manifestations of autoimmune diseases	Dr. Urmi Gaikwad
09/03/2025	Large ciliary body melanocytoma pseudocyst	Dr. Shubham Bharsakle

  
**PROFESSOR & HOD**  
 Department of Ophthalmology  
**PROFESSOR & HOD**  
 DR. ULHAS PATIL MEDICAL COLLEGE & HOSPITAL



GODAVARI FOUNDATION'S  
**DR. ULHAS PATIL MEDICAL COLLEGE & HOSPITAL**

Recognized by National Medical Commission, Approved by Central Govt. of India, New Delhi,  
Letter no. MCI-34(41)/2012-med./158127, dated 05/02/2013

Affiliated to Maharashtra University of Health Sciences, Nashik [College Code-1306]

Jalgaon-Bhusawal Road, Jalgaon Kh, Tal. & Dist. Jalgaon 425309 Tel. No.(0257)2366657, 2366678  
Email ID : dupmcj@yahoo.in, dupmcj@gmail.com Website : www.dupmc.ac.in

**NAAC ACCREDITED**

17/03/2025	Large ciliary body melanocytoma pseudocyst	Dr.Jatin Baviskar
24/03/2025	Pterygnin grades Management	Dr. Yash Patil
29/03/2025	Chentes and its types	Dr. Darshan Kukyan
07/03/2025	Panophthalmitis and its management	Dr. Darshan Kukyan
14/03/2025	Evisceration changes for different ocular trauma	Dr. Neha Narkhede
21/03/2025	Ant uwertes	Dr.Ashutosh Girbide
28/03/2025	Lens induced glaucoma & its etiological factors	Dr. Yash Patil
04/04/2025	Enophthalmities etiology and Management of it	Dr.Jatin Baviskar
11/04/2025	Strabismus	Dr. Yash Patil
18/04/2025	Paralytic squint & its management & different surgical	Dr. Darshan Kukyan
25/04/2025	Congenital Cataract in childhood & its different surgeries	Dr. Neha Narkhede
03/05/2025	Entropion Management	Dr.Ashutosh Girbide
10/05/2025	Style & its management	Dr. Yash Patil
17/05/2025	Retinoblastoma	Dr. Neha Narkhede
24/05/2025	Voral Keratoconjunctiwetes	Dr. Yash Patil
07/06/2025	Retinities Pogmentora	Dr. Darshan Kukyan
16/06/2025	Age related Vascular	Dr. Neha Narkhede
29/06/2025	Uveitis	Dr. Darshan Kukyan
1/07/2025	Dry eye disorder	Dr.Jatin Baviskar
08/07/2025	Corneal Acer	Dr. Yash Patil
15/07/2025	Optic newates	Dr.Divya Pokhrankar
22/07/2025	Amhbyopia	Dr. Anish Kandalgaonkar
30/07/2025	Role of Typical steroid in Conjunctesuates	Dr.Abhijeet Kakad

  
For **PROFESSOR & HOD**  
Dept. of Ophthalmology  
Dr.Ulhas Patil Medical College  
and Hospital, Jalgaon Kh.



GODAVARI FOUNDATION'S

# DR. ULHAS PATIL MEDICAL COLLEGE & HOSPITAL

Recognized by National Medical Commission, Approved by Central Govt. of India, New Delhi,  
Letter no. MCI-34(41)/2012-med./158127, dated 05/02/2013

Affiliated to Maharashtra University of Health Sciences, Nashik [College Code-1306]

Jalgaon-Bhusawal Road, Jalgaon Kh, Tal. & Dist. Jalgaon 425309 Tel. No. (0257)2366657, 2366678  
Email ID : dupmcj@yahoo.in, dupmcj@gmail.com Website : www.dupmc.ac.in

**NAAC ACCREDITED**

## Department of Ophthalmology

### PG Activity: Case Presentation

Date	Topic	Name of the Speaker
06/08/2024	Chalazion	Dr. Shubham Bharsakle
14/08/2024	Pterygium	Dr. Jatin Baviskar
22/08/2024	Traumatic cataract	Dr. Urmi Gaikwad
30/08/2024	Episcleritis	Dr. Yash Patil
07/09/2024	Corneal opacity	Dr. Darshan Kukyan
15/09/2024	Dermoid	Dr. Neha Narkhede
23/09/2024	Sub conjunctival Hemorrhage	Dr. Shifa Mirza
01/10/2024	Trachoma	Dr. Anjali Mayekar
08/10/2024	Vernal Keratoconjunctivitis	Dr. Ashutosh Girbide
16/10/2024	Congenital Cataract	Dr. Shubham Bharsakle
24/10/2024	Endophthalmitis	Dr. Jatin Baviskar
02/11/2024	Subconjunctival Hemorrhage	Dr. Urmi Gaikwad
10/11/2024	Sutural cataracts	Dr. Yash Patil
18/11/2024	Floor Of Orbit	Dr. Darshan Kukyan
26/11/2024	Keralamas	Dr. Neha Narkhede
04/12/2024	Chalazion	Dr. Pallavi Ghule

*PP*  
For PROFESSOR & HOD  
Dept. of Ophthalmology  
Dr. Ulhas Patil Medical College  
& Hospital, Jalgaon Kh.

**DR. ULHAS PATIL MEDICAL COLLEGE & HOSPITAL**

Recognized by National Medical Commission, Approved by Central Govt. of India, New Delhi,

Letter no. MCI-34(41)/2012-med./158127, dated 05/02/2013

Affiliated to Maharashtra University of Health Sciences, Nashik [College Code-1306]

Jalgaon-Bhusawal Road, Jalgaon Kh, Tal. &amp; Dist. Jalgaon 425309 Tel. No.(0257)2366657, 2366678

Email ID : dupmcj@yahoo.in, dupmcj@gmail.com Website : www.dupmc.ac.in

**NAAC ACCREDITED**

12/12/2024	Facial Palsy	Dr. Shubham Bharsakle
20/12/2024	Secondary Coloboma	Dr. Jatin Baviskar
28/12/2024	Pseudoexfoliation	Dr. Yash Patil

For  
PROFESSOR & HOD  
Dept. of Ophthalmology  
Dr. Ulhas Patil Medical College  
and Hospital, Jalgaon Kh.

**DR. ULHAS PATIL MEDICAL COLLEGE & HOSPITAL**

Recognized by National Medical Commission, Approved by Central Govt. of India, New Delhi,

Letter no. MCI-34(41)/2012-med./158127, dated 05/02/2013

Affiliated to Maharashtra University of Health Sciences, Nashik [College Code-1306]

Jalgaon-Bhusawal Road, Jalgaon Kh, Tal. &amp; Dist. Jalgaon 425309 Tel. No.(0257)2366657, 2366678

Email ID : dupmcj@yahoo.in, dupmcj@gmail.com Website : www.dupmc.ac.in

**NAAC ACCREDITED**

Department of ENT

III/I MBBS (CBME) MINOR TEACHING SCHEDULE 2025

Date	Day	Time	Topic & Competency Number	Teaching Aid Projector/ Black Board/TV	Teaching Method (Lecture/Practical/ Demonstration/SG D/ SDL)	Faculty Name	Remark
16/01/2025	Thursday	12 To 1 PM	Anatomy and Physiology of Ear	Projector	Lecture	Dr. Anushree Raviprakash Bajaj	
		9 To 12 PM	History Taking	Projector	Demonstration	Dr. Chaitali Kiran Zambare	
17/01/2025	Friday	3 To 4 PM	<b>EN 3.2</b> Observe and describe the indications for and step involved in the progaramance of Diagnostic nasal Endoscopy	Projector	Demonstration	Dr. Pankaja Anant Bendale	
		9 To 12 PM	Ear Examination	Projector	Demonstration	Dr. Arun Gopal Yewale	
18/01/2025	Saturday	9 To 12 PM	Nose Examination	Projector	Demonstration	Dr. Sagar Rameshkumar Gangwal	
20/01/2025	Monday	9 To 12 PM	Throat/ Oral / Neck Examination	Projector	Demonstration	Dr. Pankaja Anant Bendale	

21/01/2025	Tuesday	9 To 12 PM	Case Presentation	Projector	Demonstration	Dr. Vikrant Vilas Vaze	
22/01/2025	Wednesday	4 To 5 PM	<b>EN 1.1</b> Anatomy and blood supply of Tonsil	Projector	SDL	Dr. Anushree Raviprakash Bajaj	
		9 To 12 PM	Safe CSOM	Projector	Demonstration	Dr. Vikrant Vilas Vaze	
23/01/2025	Thursday	12 To 1 PM	Anatomy and physiology of Nose	Projector	Lecture	Dr. Pankaja Anant Bendale	
		9 To 12 PM	Unsafe CSOM	Projector	Demonstration	Dr. Chaitali Kiran Zambare	
24/01/2025	Friday	3 To 4 PM	<b>EN 2.11</b> Describe and identify by clinical Examination malignant and pre-malignant ENT diseases	Projector	Demonstration	Dr. Srushti Deepak Deokate	
		9 To 12 PM	Chronic Tonsillitis	Projector	Demonstration	Dr. Sagar Rameshkumar Gangwal	
25/01/2025	Saturday	9 To 12 PM	AC Polyp	Projector	Demonstration	Dr. Anushree Raviprakash Bajaj	
<b>Republic Day 26 Jan 2025</b>							
27/01/2025	Monday	9 To 12 PM	Ethmoidal Polyp	Projector	Demonstration	Dr. Pankaja Anant Bendale	
28/01/2025	Tuesday	9 To 12 PM	Nasal Mass CA Maxilla	Projector	Demonstration	Dr. Srushti Deepak Deokate	
29/01/2025	Wednesday	4 To 5 PM	<b>EN 1.2</b> Clinical features, diagnosis and treatment of: ASOM	Projector	SDL	Dr. Arun Gopal Yewale	
		9 To 12 PM	Chronic Adenoiditis	Projector	Demonstration	Dr. Vikrant Vilas Vaze	
30/01/2025	Thursday	12 To 1 PM	Anatomy and physiology of Larynx ,Pharynx	Projector	Lecture	Dr. Anushree Raviprakash Bajaj	
		9 To 12 PM	DNS	Projector	Demonstration	Dr. Pankaja Anant Bendale	

31/01/2025	Friday	3 To 4 PM	<b>E N 3.1</b> observe and describe the indications for and step involved in the progarmance of otomicrocopy Examination in a stimulated environment	Projector	Demonstration	Dr. Srushti Deepak Deokate	
		9 To 12 PM	AOM/ Serous Otitis Media	Projector	Demonstration	Dr. Vikrant Vilas Vaze	
01-02-2025	Saturday	9 To 12 PM	Foreigh Body In Ear, Nose	Projector	Demonstration	Dr. Srushti Deepak Deokate	
03-02-2025	Monday	9 To 12 PM	Laryngeal Pathologies	Projector	Demonstration	Dr. Chaitali Kiran Zambare	
04-02-2025	Tuesday	9 To 12 PM	Thyroid Swelling	Projector	Demonstration	Dr. Ritu Raval	
05-02-2025	Wednesday	4 To 5 PM	<b>E N 2.4</b> Tuning Fork Tests	Projector	SDL	Dr. Pankaja Anant Bendale	
		9 To 12 PM	Oral Cancers	Projector	Demonstration	Dr. Sagar Rameshkumar Gangwal	
06-02-2025	Thursday	12 To 1 PM	National programmes for prevention of deafness , Cancer , Noise & Environmental pollution	Projector	Lecture	Dr. Anushree Raviprakash Bajaj	
		9 To 12 PM	Radiology	Projector	Demonstration	Dr. Vikrant Vilas Vaze	
07/02/2025	Friday	3 To 4 PM	<b>E N 3.1</b> observe and describe the indications for and step involved in the progarmance of otomicrocopy Examination in a stimulated enviroment	Projector	Demonstration	Dr. Pankaja Anant Bendale	
		9 To 12 PM	Audiograms Impendance Audiometry	Projector	Demonstration	Dr. Ritu Raval	
08/02/2025	Saturday	9 To 12 PM	AETCOM	Projector	Demonstration	Dr. Charushila Ratnakar Sonawane	
10/02/2025	Monday	9 To 12 PM	Instruments	Projector	Demonstration	Dr. Janhavi Jaysing Bankar	

11/02/2025	Tuesday	9 To 12 PM	Tuning Fork Test , Surgical Procedure	Projector	Demonstration	Dr. Chaitali Kiran Zambare	
12/02/2025	Wednesday	4 To 5 PM	<b>EN 3.5</b> Complications of tonsillectomy	Projector	SDL	Dr. Anushree Raviprakash Bajaj	
		9 To 12 PM	History Taking	Projector	Demonstration	Dr. Arun Gopal Yewale	
13/02/2025	Thursday	12 To 1 PM	otalgia , discharging ear , Ext Ear diseases.	Projector	Lecture	Dr. Srushti Deepak Deokate	
		9 To 12 PM	Ear Examination	Projector	Demonstration	Dr. Charushila Ratnakar Sonawane	
14/02/2025	Friday	3 To 4 PM	<b>EN 3.2</b> Observe and describe the indications for and step involved in the progaramance of Diagnostic nasal Endoscopy	Projector	Demonstration	Dr. Vikrant Vilas Vaze	
		9 To 12 PM	Nose Examination	Projector	Demonstration	Dr. Janhavi Jaysing Bankar	
15/02/2025	Saturday	9 To 12 PM	Throat/ Oral / Neck Examination	Projector	Demonstration	Dr. Vikrant Vilas Vaze	
17/02/2025	Monday	9 To 12 PM	Case Presentation	Projector	Demonstration	Dr. Ritu Raval	
18/02/2025	Tuesday	9 To 12 PM	Safe CSOM	Projector	Demonstration	Dr. Arun Gopal Yewale	
<b>SHIV JAYANTI 19 FEB 2025</b>							
20/02/2025	Thursday	12 To 1 PM	ASOM / OME	Projector	Lecture	Dr. Anushree Raviprakash Bajaj	
		9 To 12 PM	Unsafe CSOM	Projector	Demonstration	Dr. Pankaja Anant Bendale	
21/02/2025	Friday	3 To 4 PM	<b>EN 3.3</b> observe and describe the indication for and step involved in the progaramance of Rigid/ Flexible Laryngoscopy	Projector	Demonstration	Dr. Pankaja Anant Bendale	

		9 To 12 PM	Chronic Tonsilitis	Projector	Demonstration	Dr. Vikrant Vilas Vaze	
22/02/2025	Saturday	9 To 12 PM	AC Polyp	Projector	Demonstration	Dr. Sagar Rameshkumar Gangwal	
24/02/2025	Monday	9 To 12 PM	Ethmoidal Polyp	Projector	Demonstration	Dr. Arun Gopal Yewale	
25/02/2025	Tuesday	9 To 12 PM	Nasal Mass CA Maxilla	Projector	Demonstration	Dr. Saikat Basu	

**MAHASHIVRATRI 26 FEB 2025**

27/02/2025	Thursday	12 To 1 PM	CSOM	Projector	Lecture	Dr. Srushti Deepak Deokate	
		9 To 12 PM	Chronic Adenoiditis	Projector	Demonstration	Dr. Arun Gopal Yewale	
28/02/2025	Friday	3 To 4 PM	<b>E N 3.3</b> observe and describe the indication for and step involved in the progarmance of Rigid/ Flexible Laryngoscopy	Projector	Demonstration	Dr. Anushree Raviprakash Bajaj	
		9 To 12 PM	DNS	Projector	Demonstration	Dr. Sagar Rameshkumar Gangwal	
01/03/2025	Saturday	9 To 12 PM	AOM/ Serous Otitis Media	Projector	Demonstration	Dr. Pankaja Anant Bendale	
03/03/2025	Monday	9 To 12 PM	Foreigh Body In Ear, Nose	Projector	Demonstration	Dr. Arun Gopal Yewale	
04/03/2025	Tuesday	9 To 12 PM	Laryngeal Pathologies	Projector	Demonstration	Dr. Charushila Ratnakar Sonawane	
05/03/2025	Wednesday	4 To 5 PM	<b>E N 4.24</b> Septoplasty -Technique, procedure and complications	Projector	SDL	Dr. Anushree Raviprakash Bajaj	
		9 To 12 PM	Thyroid Swelling	Projector	Demonstration	Dr. Vikrant Vilas Vaze	
06/03/2025	Thursday	12 To 1 PM	Hearing loss -SNHL -conductive	Projector	Lecture	Dr. Srushti Deepak Deokate	
		9 To 12 PM	Oral Cancers	Projector	Demonstration	Dr. Chaitali Kiran Zambare	

07/03/2025	Friday	3 To 4 PM	<b>EN 3.4</b> observe and describe the indication for and step involved in the removal of foreign bodies in the surgical procedures in ear, nose, & throat	Projector	Demonstration	Dr. Arun Gopal Yewale	
		9 To 12 PM	Radiology	Projector	Demonstration	Dr. Pankaja Anant Bendale	
08/03/2025	Saturday	9 To 12 PM	Audiograms Impedance Audiometry	Projector	Demonstration	Dr. Chaitali Kiran Zambare	
10/03/2025	Monday	9 To 12 PM	AETCOM	Projector	Demonstration	Dr. Ritu Raval	
3/11/2025	Tuesday	9 To 12 PM	Instruments	Projector	Demonstration	Dr. Charushila Ratnakar Sonawane	
12/03/2025	Wednesday	4 To 5 PM	<b>EN 4.5</b> Clinical features and management otitis media with effusion, Myringotomy	Projector	SDL	Dr. Pankaja Anant Bendale	
		9 To 12 PM	Tuning Fork Test , Surgical Procedure	Projector	Demonstration	Dr. Janhavi Jaysing Bankar	
13/03/2025	Thursday	12 To 1 PM	Facial palsy	Projector	Lecture	Dr. Anushree Raviprakash Bajaj	
		9 To 12 PM	History Taking	Projector	Demonstration	Dr. Saikat Basu	
<b>HOLI 14 MARCH 2025</b>							
15/03/2025	Saturday	9 To 12 PM	Ear Examination	Projector	Demonstration	Dr. Vikrant Vilas Vaze	
17/03/2025	Monday	9 To 12 PM	Nose Examination	Projector	Demonstration	Dr. Pankaja Anant Bendale	
18/03/2025	Tuesday	9 To 12 PM	Throat/ Oral / Neck Examination	Projector	Demonstration	Dr. Anushree Raviprakash Bajaj	
19/03/2025	Wednesday	4 To 5 PM	<b>EN 4.50</b> Indications and Complications of Tracheostomy	Projector	SDL	Dr. Srushti Deepak Deokate	
		9 To 12 PM	Case Presentation	Projector	Demonstration	Dr. Vikrant Vilas Vaze	
20-03-2025	Thursday	12 To 1 PM	Vertigo , otosclerosis , Tinnitus , sudden SN loss	Projector	Lecture	Dr. Pankaja Anant Bendale	

		9 To 12 PM	Safe CSOM	Projector	Demonstration	Dr. Charushila Ratnakar Sonawane	
21-03-2025	Friday	3 To 4 PM	<b>E N 3.4</b> observe and describe the indication for and step involved in the removal of foreign bodies in the surgical procedures in ear,nose,&Thorax	Projector	Demonstration	Dr. Vikrant Vilas Vaze	
		9 To 12 PM	Unsafe CSOM	Projector	Demonstration	Dr. Chaitali Kiran Zambare	
22-03-2025	Saturday	9 To 12 PM	Chronic Tonsillitis	Projector	Demonstration	Dr. Pankaja Anant Bendale	
24-03-2025	Monday	9 To 12 PM	AC Polyp	Projector	Demonstration	Dr. Anushree Raviprakash Bajaj	
25-03-2025	Tuesday	9 To 12 PM	Ethmoidal Polyp	Projector	Demonstration	Dr. Pankaja Anant Bendale	
26-03-2025	Wednesday	9 To 12 PM	Nasal Mass CA Maxilla	Projector	Demonstration	Dr. Srushti Deepak Deokate	
27-03-2025	Thursday	12 To 1 PM	DNS , Nasal polyp	Projector	Lecture	Dr. Chaitali Kiran Zambare	
		9 To 12 PM	Chronic Adenoiditis	Projector	Demonstration	Dr. Pankaja Anant Bendale	
28-03-2025	Friday	3 To 4 PM	<b>E.N 2.11</b> Describe and identify by clinical Examination Malignant & pre-Malignant ENT disease	Projector	Demonstration	Dr. Anushree Raviprakash Bajaj	
		9 To 12 PM	DNS	Projector	Demonstration	Dr. Chaitali Kiran Zambare	
29-03-2025	Saturday	9 To 12 PM	AOM/ Serous Otitis Media	Projector	Demonstration	Dr. Arun Gopal Yewale	

**GUDI PADWA 30 MARCH 2025**

**RAMZAN EID 31 MARCH 2025**

01-04-2025	Tuesday	9 To 12 PM	Foreign Body In Ear, Nose	Projector	Demonstration	Dr. Chaitali Kiran Zambare	
02-04-2025	Wednesday	9 To 12 PM	Laryngeal Pathologies	Projector	Demonstration	Dr. Pankaja Anant Bendale	

03-04-2025	Thursday	12 To 1 PM	Allergic Rhinitis , vasomotor Aulte or chronic Rhinitis	Projector	Lecture	Dr. Anushree Raviprakash Bajaj	
		9 To 12 PM	Thyroid Swelling	Projector	Demonstration	Dr. Vikrant Vilas Vaze	
04-04-2025	Friday	3 To 4 PM	<b>E N 4.3</b> Elicit document and present a correct history demonstrate and describe the clinical jeatern's choose the correct investigation and describe the principles of management of ASOM	Projector	Demonstration	Dr. Srushti Deepak Deokate	
		9 To 12 PM	Oral Cancers	Projector	Demonstration	Dr. Pankaja Anant Bendale	
05-04-2025	Saturday	9 To 12 PM	Radiology	Projector	Demonstration	Dr. Arun Gopal Yewale	
07-04-2025	Monday	9 To 12 PM	Audiograms Impedance Audiometry	Projector	Demonstration	Dr. Anushree Raviprakash Bajaj	
08-04-2025	Tuesday	9 To 12 PM	AETCOM	Projector	Demonstration	Dr. Chaitali Kiran Zambare	
09-04-2025	Wednesday	9 To 12 PM	Instruments	Projector	Demonstration	Dr. Vikrant Vilas Vaze	

**MAHAVIR JAYANTI 10 APRIL 2025**

11-04-2025	Friday	3 To 4 PM	<b>E N 4.3</b> Elicit document and present a correct history demonstrate and describe the clinical features choose the correct investigation and describe the principles of management of ASOM	Projector	Demonstration	Dr. Vikrant Vilas Vaze	
		9 To 12 PM	History Taking	Projector	Demonstration	Dr. Arun Gopal Yewale	
12-04-2025	Saturday	9 To 12 PM	Ear Examination / Nose Examination	Projector	Demonstration	Dr. Chaitali Kiran Zambare	

**AMBEDKAR JAYANTI 14 APRIL 2025**

15-04-2025	Tuesday	9 To 12 PM	Throat/ Oral / Neck Examination	Projector	Demonstration	Dr. Pankaja Anant Bendale	
16-04-2025	Wednesday	9 To 12 PM	Tunning Fork Test , Surgical Procedure	Projector	Demonstration	Dr. Anushree Raviprakash Bajaj	

**SAMANVAY**  
17/04/2025 To 20/04/2025

21-04-2025	Monday	9 To 12 PM	Unsafe CSOM	Projector	Demonstration	Dr. Srushti Deepak Deokate	
22-04-2025	Tuesday	9 To 12 PM	Chronic Tonsillitis	Projector	Demonstration	Dr. Pankaja Anant Bendale	
23-04-2025	Wednesday	9 To 12 PM	AC Polyp	Projector	Demonstration	Dr. Anushree Raviprakash Bajaj	
24-04-2025	Thursday	12 To 1 PM	Epistaxis , Trauma to face angiofibroma	Projector	Lecture	Dr. Vikrant Vilas Vaze	
		9 To 12 PM	Ethmoidal Polyp	Projector	Demonstration	Dr. Arun Gopal Yewale	
25-04-2025	Friday	3 To 4 PM	<b>EN 4.22</b> Elicit document and present a correct history demonstrate and describe the clinical features, choose the correct investigation and describe the principles of management of Nasal obstruction	Projector	Demonstration	Dr. Pankaja Anant Bendale	
		9 To 12 PM	Nasal Mass CA Maxilla	Projector	Demonstration	Dr. Chaitali Kiran Zambare	
26-04-2025	Saturday	9 To 12 PM	Chronic Adenoiditis	Projector	Demonstration	Dr. Anushree Raviprakash Bajaj	
28-04-2025	Monday	9 To 12 PM	DNS	Projector	Demonstration	Dr. Srushti Deepak Deokate	
29-04-2025	Tuesday	9 To 12 PM	AOM/ Serous Otitis Media	Projector	Demonstration	Dr. Pankaja Anant Bendale	

**AKSHAYA TRITIYA 30 APRIL 2025**

**MAHARASHTRA DAY 1 MAY 2025**

02-05-2025	Friday	3 To 4 PM	<b>EN 4.22</b> Elicit document and present a correct history demonstrate and describe the clinical features, choose the correct investigation and describe the principles of management of Nasal obstruction	Projector	Demonstration	Dr. Pankaja Anant Bendale	
------------	--------	-----------	--------------------------------------------------------------------------------------------------------------------------------------------------------------------------------------------------------------	-----------	---------------	---------------------------	--

		9 To 12 PM	Laryngeal Pathologies	Projector	Demonstration	Dr. Janhavi Jaysing Bankar	
03-05-2025	Saturday	9 To 12 PM	Oral Cancers	Projector	Demonstration	Dr. Saikat Basu	
05-05-2025	Monday	9 To 12 PM	Radiology	Projector	Demonstration	Dr. Arun Gopal Yewale	
06-05-2025	Tuesday	9 To 12 PM	Audiograms Impedance Audiometry	Projector	Demonstration	Dr. Ankita Solanki	
07-05-2025	Wednesday	9 To 12 PM	Foreign Body In Ear, Nose	Projector	Demonstration	Dr. Srushti Deepak Deokate	
08-05-2025	Thursday	9 To 12 PM	Acute and chronic sinusitis	Projector	Lecture	Dr. Anushree Raviprakash Bajaj	
09-05-2025	Friday	3 To 4 PM	EN 4.23 Describe the clinical features, investigations and principles of management of DNS	Projector	Demonstration	Dr. Vikrant Vilas Vaze	
15-05-2025	Thursday	12 To 1 PM	Tumors of maxilla and Nasopharynx	Projector	Lecture	Dr. Chaitali Kiran Zambare	
16-05-2025	Friday	3 To 4 PM	EN 4.24 Enumerate the indications Observe and describe the steps in a septoplasty	Projector	Demonstration	Dr. Anushree Raviprakash Bajaj	
22-05-2025	Thursday	12 To 1 PM	Salivary gland , Ludwig's angina , Abscess of larynx , dysphagia	Projector	Lecture	Dr. Srushti Deepak Deokate	
23-05-2025	Friday	3 To 4 PM	EN 4.24 Elicit document and present a correct history, demonstrate and describe the clinical features, choose the correct investigation and describe the principle of management of nasal polyps	Projector	Demonstration	Dr. Pankaja Anant Bendale	
<b>SUMMER VACATION</b> <b>25/05/2025 TO 31/05/2025</b>							
05-06-2025	Thursday	12 To 1 PM	Acute and chronic tonsillitis , pharyngitis	Projector	Lecture	Dr. Anushree Raviprakash Bajaj	
06-06-2025	Friday	3 To 4 PM	EN 4.24 Elicit document and present a correct history, demonstrate and describe the clinical features, choose the correct investigation and describe the principle of management of nasal polyps	Projector	Demonstration	Dr. Arun Gopal Yewale	


12-06-2025	Thursday	12 To 1 PM	Acute and cronic laryngitis , benign lesion of vocal card , vocal cord palsy , anatomy of Recurrent laryngeal Nerve	Projector	Lecture	Dr. Srushti Deepak Deokate	
13-06-2025	Friday	3 To 4 PM	<b>EN 4.36</b> Describe the clinical features investigations and principles of management of disease of the salivary Glands.	Projector	Demonstration	Dr. Pankaja Anant Bendale	

**INTERNAL EXAM**  
19/06/2025 TO 21/06/2025

**PRACTICAL EXAM**  
23/06/2025 TO 26/06/2025

27-06-2025	Friday	3 To 4 PM	<b>EN 4.36</b> Describe the clinical features investigations and principles of management of disease of the salivary Glands.	Projector	Demonstration	Dr. Vikrant Vilas Vaze	
03-07-2025	Thursday	12 To 1 PM	Management of larynx , Hypopharynx , stridor Management	Projector	Lecture	Dr. Anushree Raviprakash Bajaj	
04-07-2025	Friday	3 To 4 PM	<b>EN 4.37</b> Describe the clinical features, investigation and principles of management of ludwig's Angina	Projector	Demonstration	Dr. Arun Gopal Yewale	
10-07-2025	Thursday	12 To 1 PM	Oral Cancers , Precancerous lesion	Projector	Lecture	Dr. Srushti Deepak Deokate	
11-07-2025	Friday	3 To 4 PM	<b>EN 4.37</b> Describe the clinical features, investigation and principles of management of ludwig's Angina	Projector	Demonstration	Dr. Pankaja Anant Bendale	
17-07-2025	Thursday	12 To 1 PM	Acute and chronic sinusitis	Projector	Lecture	Dr. Vikrant Vilas Vaze	
18-07-2025	Friday	3 To 4 PM	<b>EN 4.39</b> Elicit document and present a correct history demons trate and describe the clinical features, choose The correct investigation and describe The principle of management of Auste & chwnic Tonsillitis.	Projector	Demonstration	Dr. Anushree Raviprakash Bajaj	
24-07-2025	Thursday	12 To 1 PM	HIV manifestation of ENT & Emergency Procedures.	Projector	Lecture	Dr. Chaitali Kiran Zambare	
25-07-2025	Friday	3 To 4 PM	<b>EN 4.39</b> Elicit document and present a correct history demons trate and describe the clinical features, choose The correct investigation and describe The	Projector	Demonstration	Dr. Srushti Deepak Deokate	


			principle of management of Acute and chronic tonsillitis.				
31-07-2025	Thursday	12 To 1 PM	Vertigo , otosclerosis , Tinnitus , sudden SN loss	Projector	Demonstration	Dr. Pankaja Anant Bendale	

  
HOD & Professor  
Dept. of ENT  
DUPMC & H Jalgaon kh


**Dep. Of General Medicine**

**I. Number of lectures /small group teachings / self-directed learning sessions /clinics /etc taken and topics covered in last academic Year (attach additional sheet, if required) Major May 2025**

S.No.	Faculty Name	Date	Lecture. SGD SDL CLINIC Others	Topic Cover
<b>01-05-2025 Maharashtra Day</b>				
1	DR. PANKAJ RAMCHANDRA MAHAJAN	02-05-25	Clinic.IM 12.10, IM 12.11, IM 12.15	Epidemiology, pathogenesis, genetic basis of Hypothyroidism, interpretation of TFT, Pharmacotherapy, indication, ADR of Thyroxine. Iodization programmes of Govt of India.
2	DR. AMOL DEVIDASRAO KOTHALKAR	02-05-25	SGT.IM.16.12	Enumerate and discuss the indications for further investigations K KH Y Lecture, Small group Written/ Viva voce Pathology g General Surgery including antibodies, colonoscopy, diagnostic imaging and biopsy in the diagnosis of chronic diarrhea
3	DR. KHEMCHANDRA DHANRAJ BOROLE	02-05-25	SGT.IM.7.16	Enumerate the indications for arthrocentesis
4	DR. SANJAY PANDHARINATH PATIL	03-05-25	Clinic.IM 13.7, IM 13.8,IM 13.9	Perform and demonstrate a physical examination that includes an appropriate general and local examination that excludes the diagnosis, extent spread and complications of cancer.
5	DR. ANKUR ANIL JHAVAR	03-05-25	Lecture.IM.7.27	Determine the need for specialist consultation
6	DR. RAHUL VASUDEO JAWALE	05-05-25	Clinic.IM 13.10, IM 13.11, IM 13.12	Epidemiology, Genetic Basis, Risk factors for common malignancies in India: Infections causing cancer.
7	DR. SARANG CHIMANLAL DAHYABHAI	05-05-25	Lecture. IM 5.6	Pathophysiology, evolution, management and Complication of cirrhosis and portal hypertension, indications for hepatic transplantation
8	DR. CHETAN BHAGWAT CHAUDHARI	06-05-25	Clinic.IM 13.13, IM 13.14, IM 13.15	Describe the indications for surgery, radiation and chemotherapy for common malignancies Describe the need, tests involved, their utility in the prevention of common malignancies
9	DR. ASHISH SANJAY SARODE	07-05-25	Clinic.IM 13.5,13.6,13.18, 13.19	Describe the common issues encountered in patients at the end of life and principles of management, Describe and distinguish the difference between curative and palliative care in patients with cancer, Describe and discuss the ethical and the medico legal issues involved in end of life care, Describe the therapies used in alleviating suffering in patients at the end of life
10	DR. ANSARI BASHEERUDDIN SHAMSUDDIN	07-05-25	SGT. IM 13.1	Epidemiology, Genetic Basis, Risk factors for common malignancies in India; Infections causing cancer

  
**Dr. C. D. SARANG**  
 M.D. (Medicine)  
 H.O.D. and Professor  
 Dept. of General Medicine  
 D.U.P.M.C. & H. Jalgaon Kh.

11	DR. RAJESH TUKARAM MANWATKAR	07-05-25	SGT. IM 13.2	Enumerate, elicit, describe and document clinical features in patients with magnitude and etiology of psychosocial and gender identity disorders
12	DR. HARSHAL SURENDRA PATIL	08-05-25	Clinic. IM 13.9, IM 14.8, IM 14.6	Generate a differential diagnosis based on the presenting symptoms and clinical features and prioritise based on the most likely diagnosis. Elicit and document and present an appropriate history that includes the natural history, dietary history, modifiable risk factors, family history, clues for secondary causes and motivation to lose weight
13	DR. SURAJ VISHNU BHOLE	08-05-25	Lect. IM 16.13	Describe and discuss the aetiology of acute and chronic diarrhea including infectious and noninfectious causes. Distinguish between diarrhea and dysentery based on clinical features. Describe and enumerate the indications, pharmacology and side effects of pharmacotherapy for parasitic, bacterial and viral causes of diarrhea
14	DR. SANDIP ASHOK BHARUDE	09-05-25	Clinic. IM 14.7, IM 14.8, IM 14.5	Natural history, complications, laboratory tests, pharmacotherapy and bariatric surgery of obesity and prevention of obesity. Perform, document and demonstrate a physical examination based on the history that includes general examination, measurement of abdominal obesity, signs of secondary causes and comorbidities. Generate a differential diagnosis based on the presenting symptoms and clinical features and prioritise based on the most likely diagnosis
15	DR. YOUSUF KHAN SHABBIR KHAN	09-05-25	SGT. IM 16.14	Describe and enumerate the indications, pharmacology and side effects of pharmacotherapy for bacterial and viral diarrhea
16	DR. BHUSHAN ROHIDAS CHOPADE	09-05-25	SGT. IM 13.12	Describe the indications and interpret the results of Chest X Ray, mammogram, skin and tissue biopsies and tumor markers used in common cancers
17	DR. CHIMUTAI BALKRUSHNA CHINTE	10-05-25	Clinic. IM 14.10, IM 14.11, IM 14.12	Natural history, complications, laboratory tests, pharmacotherapy and bariatric surgery of obesity and prevention of obesity
18	DR. DINESHSING DILIPSING PATIL	10-05-25	Lect. IM 13.3	Epidemiology, Genetic Basis, Risk factors for common malignancies in India; Infections causing cancer
<b>12/05/2025 Buddha Purnima</b>				
19	DR. ATUL GUNVANTRAO SARODE	13-05-25	Clinic. IM 1.13, IM 1.14	Measure the blood pressure accurately, recognise and discuss alterations in blood pressure in valvular heart disease and other causes of heart failure and cardiac tamponade. Demonstrate and measure jugular venous distension

  
**Dr. C. D. SARANG**  
 M.D. (Gen. Medicine)  
 H.O.D. and Professor  
 Dept. of General Medicine  
 D.U.P.M.C. & H. Jalgaon Kh.

20	DR. SAURABH PRADEEP BHIRUD	14-05-25	Clinic.IM 1.15 , IM 1.16	Identify and describe the timing, pitch quality conduction and significance of precordial murmurs and their variations. Generate a differential diagnosis based on the clinical presentation and prioritise it based on the most likely diagnosis.
21	DR. NITIN SAMADHAN GAIKWAD	14-05-25	SGT. IM15.3	Etiology and distinguishing features of UGI and LGI Bleed
22	DR. SWAPNIL GOVINDRAO MORE	14-05-25	SGT 16.15	Distinguish based on the clinical presentation Crohn's disease from Ulcerative Colitis. Describe and enumerate the indications, pharmacology and side effects of pharmacotherapy including immunotherapy, the indications for surgery in inflammatory bowel disease
23	DR. DIPAK SURESH BATHE	15-05-25	Clinic.IM 1.17, IM 1.18, IM 1.22	Order and interpret diagnostic testing based on the clinical diagnosis including I2 lead ECG. Chest radiograph, blood cultures. Perform and interpret a 12 lead ECG. Assist and demonstrate the proper technique in collecting specimen for blood culture
24	DR. TEJAS DILIP RANE	15-05-25	Lecture.IM.16.16	describe and enumerate the indications, pharmacology and side effects of pharmacotherapy including immunotherapy
25	DR. SMITA SANDEEP PATIL	16-05-25	Clinic.IM 1.26, IM 1.27 , IM 1.28	Develop document and present a management plan for patients with heart failure based on type of failure, underlying aetiology. Calculate energy content of different food items, identify food items with high and low glycemic index and explain the importance of these in the diet. Enumerate the causes of adult presentations of congenital heart disease and describe the distinguishing features between cyanotic and acyanotic heart disease.
26	DR. CHANDRAKANT JAMSING BARELA	16-05-25	SGT IM 16.17	Distinguish based on the clinical presentation Crohn's disease from Ulcerative Colitis. Describe and enumerate the indications, pharmacology and side effects of pharmacotherapy including immunotherapy, the indications for surgery in inflammatory bowel disease
27	DR. AMOL MAHESH PHIRKE	16-05-25	Leet. IM 13.6	Describe the common issues encountered in patients at the end of life and principles of management. Describe and distinguish the difference between curative and palliative care in patients with cancer. Describe and discuss the ethical and the medico legal issues involved in end of life care. Describe the therapies used in alleviating suffering in patients at the end of life

Dr. C. D. SARPANG

H.O.D. and Professor  
Dept. of General Medicine  
D.U.P.M.C. & Hospital, Kh.

28	DR. UMANG BHARAT PATIL	17-05-25	Clinic.IM 1.29, IM 3.0, IM 2.6	Orientation to General Exam. Elicit document and present an appropriate history that includes onset evolution, presentation risk factors, family history, comorbid conditions, complications, medication, history of atherosclerosis, IHD and coronary syndromes
29	DR. NITIN LAXMAN CHAUDHARI	17-05-25	SGT 14.1	Definition, prevalence, etiology, risk factors including monogenic forms, environmental factors of obesity
30	DR. AMIT MADHAV ARSODE	19-05-25	Clinic.IM 2.7, IM2.8, IM 2.9	Perform, demonstrate and document a physical examination including a vascular and cardiac examination that is appropriate for the clinical presentation. Generate document and present a differential diagnosis based on the clinical presentation and prioritise based on "cannot miss", most likely diagnosis and severity. Distinguish and differentiate between stable and unstable angina and AMI based on the clinical presentation.
31	DR. ADITI MUKUNDRAO KALDATE	19-05-25	Lect. IM 20.7	Enumerate the indications and describe the pharmacology, dose, adverse reactions, hypersensitivity reactions of anti snake venom
32	DR. VAIBHAV VIJAY RANE	20-05-25	Clinic.IM 2.10, IM 2.11, IM 2.21	Order, perform and interpret an ECG. Order and interpret a Chest Xray and markers of acute myocardial infarction. Describe discuss and counsel patients appropriately on smoking cessation.
33	DR. AKSHATA ANIKET PATIL	21-05-25	Clinic.IM 2.22, IM 2.24, IM 3.4	Demonstrate and counsel patient on the correct use of inhalers. Counsel and communicate to patients with empathy lifestyle changes in atherosclerosis / post coronary syndromes. Elicit document and present an appropriate history including the evolution, risk factors including immune status and occupational risk.
34	DR. DINESH EKNATH NEHETE	21-05-25	SGT. 14.2	Generate a differential diagnosis based on the presenting symptoms and clinical features and prioritise based on the most likely diagnosis
35	DR. YOUSUF KHAN SHABBIR KHAN	21-05-25	SGT. IM 14.3	Identify and describe the peripheral smear in microcytic anemia

S220/16/25

**Dr. C. D. SARANG**  
 M.D. (Medicine)  
 H.O.D. and Professor  
 Dept. of General Medicine  
 D.U.P.M.C. & H. Jaigaon Kh.

36	DR. RAHUL VASUDEO JAWALE	22-05-25	Clinic.IM 3.5, IM 3.6, IM 3.7	Perform, document and demonstrate a physical examination including general examination and appropriate examination of the lungs that establishes the diagnosis, complications and severity of disease. Generate document and present a differential diagnosis based on the clinical features, and prioritise the diagnosis based on the presentation. Order and interpret diagnostic tests based on the clinical presentation including: CBC, Chest X ray PA view, Mantoux, sputum gram stain, sputum culture and sensitivity, pleural fluid examination and culture, HIV testing and ABG
37	DR. CHIMUTAI BALKRUSHNA CHINTE	22-05-25	Lect. IM 8.1	Describe the appropriate diagnostic work up based on the presumed aetiology. Enumerate the indications for and interpret the results of: CBC, Urine routine, BUN, Cr, Electrolytes, Uric acid, ECG
38	DR. ATUL GUNVANTRAO SARODE	23-05-25	Clinic.IM 3.8, IM 3.9, IM 3.10	Demonstrate in a mannequin and interpret results of an arterial blood gas examination. Demonstrate in a mannequin and interpret results of a pleural fluid aspiration. Demonstrate the correct technique in a mannequin and interpret results of a blood culture.
39	DR. BHUSHAN ROHIDAS CHOPADE	23-05-25	SGT IM 8.2	Describe, discuss and identify target organ damage due to hypertension. Determine the need for specialist consultation
40	DR. CHIMUTAI BALKRUSHNA CHINTE	23-05-25	SGT IM 14.4	Elicit and document and present an appropriate history that includes the natural history, dietary history, modifiable risk factors, family history, clues for secondary causes and motivation to lose weight
41	DR. SARANG CHIMANLAL DAHYABHAI	24-05-25	Clinic.IM 4.14, IM 4.15, IM 4.19	Perform and interpret a sputum AFB. Perform and interpret a malarial smear. Assist in the collection of blood and wound cultures.
42	DR. ATUL GUNVANTRAO SARODE	24-05-25	SGT IM 14.10	Natural history, complications, laboratory tests . pharmacotherapy and bariatric surgery of obesity and prevention of obesity
<b>25-05-2025 To 31/05/2025 Vacation</b>				

  
**Dr. C. D. SARANG**  
 M.D. (Medicine)  
 H.O. Professor  
 Dept. of General Medicine  
 D.U.P.M.C. & H. Jalgaon Kh.

**Dep. Of General Medicine**

**1. Number of lectures /small group teachings / self-directed learning sessions /clinics /etc taken and topics covered in last academic Year (attach additional sheet, if required) Major April 2025**

S.No.	Faculty Name	Date	Lecture. SGD SDL CLINIC Others	Topic Cover
1	Dr.Aakash Balasaheb Pawar	01-04-25	CLINIC IM 4.10 , IM 4.11 , IM 4.13	Perform a systematic examination that establishes the diagnosis and severity of presentation that includes: general skin mucosal and lymph node examination, chest and abdominal examination (including examination of the liver and spleen). Generate a differential diagnosis and prioritise based on clinical features that help distinguish between infective, inflammatory, malignant and rheumatologic causes.
2	Dr.Akshata Aniket Patil	02-04-25	CLINIC IM 4.14, IM 4.15, IM 4.19	Perform and interpret a sputum AFB. Perform and interpret a malarial smear. Assist in the collection of blood and wound cultures.
3	Dr.Amit Madhav Arsode	02-04-25	SGT. IM.10.25	Identify and describe the priorities in the management of ARF including diet, volume management, alteration in doses of drugs, monitoring and indications for dialysis
4	Dr.Chetan Bhagwat Chaudhari	02-04-25	SGT. IM.10.25	Identify and describe the priorities in the management of ARF including diet, volume management, alteration in doses of drugs, monitoring and indications for dialysis
5	Dr.Amol Mahesh Phirke	03-04-25	CLINIC IM 4.20, IM 4.24, IM 4.25	Interpret a PPD (Mantoux). Develop an appropriate empiric treatment plan based on the patient's clinical and immune status pending definitive diagnosis. Communicate to the patient and family the diagnosis and treatment
6	Dr.Amol Devidas Kothalkar	03-04-25	Lecture.IM.15.2	Enumerate, describe and discuss the evaluation and steps involved in stabilizing a patient who presents with acute volume loss and GI bleed

  
**Dr. C. D. SARANGI**  
 M.D. (Medicine)  
 H.O.D. and Professor  
 Dept. of General Medicine  
 D.U.P.M.C. & H. Jalgaon


7	Dr.Ankur Anil Jhavar	04-04-25	CLINIC IM 4.26, IM5.9 , IM 5.10	Counsel the patient on malarial prevention. Elicit document and present a medical history that helps delineate the aetiology of the current presentation and includes clinical presentation, risk factors, drug use, sexual history, vaccination history and family history. Perform a systematic examination that establishes the diagnosis and severity that includes nutritional status, mental status, jaundice, abdominal distension ascites, features of portosystemic hypertension and hepatic encephalopathy.
8	Dr.Amol Mahesh Phirke	04-04-25	SGT. IM.15.3	Describe and discuss the physiologic effects of acute blood and volume loss
9	Dr.Ansari Basheeruddin Shamsuddin	04-04-25	SGT. IM.10.26	Describe and discuss supportive therapy in CKD including diet, anti hypertensives, glycemic therapy, dyslipidemia, anemia, hyperkalemia, hyperphosphatemia and secondary hyperparathyroidism
10	Dr.Atul Gunvantrao Sarode	05-04-25	CLINIC IM 5.11, IM 5.15, IM 6.7	Investigation (endoscopy, colonoscopy, imaging) and treatment of GI bleed including pharmacotherapy of acid peptic disease (including H.pylori), pressors, endoscopic interventions and surgery and appropriate level of specialist consultation. Elicit document and present a medical history that helps delineate the aetiology of the current presentation and includes risk factors for HIV, mode of infection, other sexually transmitted diseases, risks for opportunistic infections and nutritional status.
11	Dr.Bhushan Rohidas Chopade	05-04-25	Lecture .IM.10.27	Describe and discuss the indications for renal dialysis
12	Dr.Chimanlal Dahyabhai Sarang	07-04-25	CLINIC IM 6.8 , IM 6.9 , IM 6.10	Generate a differential diagnosis and prioritise based on clinical features that suggest a specific aetiology for the presenting symptom. Describe and discuss the pathogenesis, evolution and clinical features of common HIV related opportunistic infections, malignancies, skin and oral lesions. Choose and interpret appropriate diagnostic tests to diagnose and classify the severity of HIV-AIDS including specific tests of HIV, CDC.
13	Dr. Dinesh Eknath Nehete	07-04-25	Lecture. IM.17.1, 17.16	Define and classify headache and describe the presenting features, precipitating factors, aggravating and relieving factors of various kinds of headache.

14	Dr.Chimantal Dahyabhai Sarang	08-04-25	CLINIC IM 6.14 , IM 6.19 , IM 6.20	Describe and discuss the aetiology of acute and chronic diarrhoea including infectious and noninfectious causes. Distinguish between diarrhoea and dysentery based on clinical features. Describe and enumerate the indications, pharmacology and side effects of pharmacotherapy for parasitic, bacterial and viral causes of diarrhoea. Counsel patients on prevention of HIV transmission . Communicate diagnosis, treatment plan and subsequent follow up plan to patients.
15	Dr.Chimutai Balkrushna Chinte	09-04-25	CLINIC IM 6.21, IM 6.22 , IM 7.11	Communicate with patients on the importance of medication adherence. Demonstrate understanding of ethical and legal issues regarding patient confidentiality and disclosure in patients with HIV. Elicit document and present a medical history that will differentiate the aetiologies of disease.
16	Dr.Dineshsing Dilipsing Patil	09-04-25	SGT. IM.10.28	Describe and discuss the indications for renal replacement therapy
17	Dipak Suresh Bathe	09-04-25	SGT.IM.10.29	Describe discuss and communicate the ethical and legal issues involved in renal replacement therapy
<b>10/04/2025 Mahavir Jayanti</b>				
18	Dineshsing Dilipsing Patil	11-04-25	CLINIC IM 7.16, IM 7.17, IM 7.18	Articular from periarticular symptoms: Signs and symptoms of articular and periarticular diseases, Indications for Arthrocentesis. Enumerate the indications and interpret plain radiographs of joints. Communicate diagnosis, treatment plan and subsequent follow up plan to patients.
19	Dipak Suresh Bathe	11-04-25	SGT .IM.15.11	Develop, document and present a treatment plan that includes fluid resuscitation, blood and blood component transfusion, and specific therapy for arresting blood loss
20	Dr. Suraj Bhole	11-04-25	SGT IM.6.8	Choose and interpret diagnostic tests based on the clinical diagnosis including complete blood count, and stool examination
21	Dr.Harshal Surendra Patil	12-04-25	CLINIC IM 7.19, IM 7.20, IM 7.21	Select, prescribe and communicate appropriate medications for relief of joint pain. Select, prescribe and communicate preventive therapy for crystalline arthropathies

22	Dr.Khemchandra Dhanraj Borole	12-04-25	Lecture. IM.6.9	Choose and interpret appropriate diagnostic tests to diagnose and classify the severity of HIV-AIDS including specific tests of HIV, CDC
<b>14-04-2025 Ambedkar Jayanti</b>				
23	Dr.Nitin Samadhan Gaikwad	15-04-25	CLINIC IM 7.26, IM 8.9 , IM 8.10	Demonstrate and understanding of the impact of rheumatologic conditions on quality of life, well being, work and family. Elicit document and present a medical history that includes: duration and levels, symptoms, comorbidities, lifestyle, risk factors, family history, psychosocial and environmental factors, dietary assessment, previous and concomitant therapy. Perform a systematic examination that includes : an accurate measurement of blood pressure, fundus examination, examination of vasculature and heart
24	Dr.Pankaj Ramchandra Mahajan	16-04-25	CLINIC IM 8.11, IM 8.15, IM 8.16	Generate a differential diagnosis and prioritise based on clinical features that suggest a specific aetiology. Recognise, prioritise and manage hypertensive emergencies. Develop and communicate to the patient lifestyle modification including weight reduction, moderation of alcohol intake, physical activity and sodium intake.
25	Dr.Patil Smita Sandeep	16-04-25	SGT. IM.6.16	Discuss and describe the principles of HAART, the classes of antiretrovirals used, adverse reactions and interactions
26	Dr.Rahul Vasudeo Jawale	16-04-25	SGT. IM.6.17	Discuss and describe the principles and regimens used in post exposure prophylaxis
<b>17/04/2025 To 20/04/2025 Samanvay Event</b>				
27	Dr. Dipak Suresh Bhat	21-04-25	CLINIC IM 9.13, IM 9.15 , IM 9.16	Generate a differential diagnosis and prioritise based on clinical features that suggest a specific aetiology. Recognise, prioritise and manage hypertensive emergencies
28	Dr. Umang Patil	21-04-25	Lecture. IM.19.8	Discuss and describe the pharmacology, dose, side effects and interactions used in the drug therapy of Parkinson's syndrome
29	Dr. Sandip Bharude	22-04-25	CLINIC IM 9.19, IM 9.20, IM 10.12	Generate a differential diagnosis and prioritise based on clinical features that suggest a specific aetiology. Recognise, prioritise and manage hypertensive emergencies


30	Dr. Dilip Onkar Patil	23-04-25	CLINIC IM 10.13, IM 10.14, IM 10.15	Generate a differential diagnosis and prioritise based on clinical features that suggest a specific aetiology. Recognise, prioritise and manage hypertensive emergencies
31	Dr. Vivek Chudhari	23-04-25	SGT. IM.6.23	Demonstrate ability to maintain confidentiality in patient care
32	Dr. Atul Gunvant Rao Sarode	23-04-25	SGT. IM.7.11	Describe the pathophysiology of autoimmune disease
33	Dr. Jagannath Jare	24-04-25	CLINIC IM 10.16, IM 10.17, IM 10.18	Describe the appropriate diagnostic work up based on the presumed aetiology. Enumerate the indications for and interpret the results of: renal function tests, calcium, phosphorus, PTH, urine electrolytes, osmolality, Anion gap. Describe and calculate indices of renal function based on available laboratories including FENa (Fractional Excretion of Sodium) and CrCl (Creatinine Clearance), Enumerate the indications and describe the findings in renal ultrasound
34	Dr. Sawpnil Arvind Sambapure	24-04-25	Lecture. IM.16.1, 16.2	Describe and discuss the aetiology of acute and chronic diarrhea including infectious and non infectious causes. Describe and discuss the acute systemic consequences of diarrhea including its impact on fluid balance
35	Dr. Atul Gunvant Rao Sarode	25-04-25	CLINIC. IM 10.20, IM 10.21, IM 10.22	Describe and discuss the indications for and insert a peripheral intravenous catheter.
36	Dr. Mahesh Manikrao Shinde	25-04-25	SGT IM.16.3, 16.6	Describe and discuss the chronic effects of diarrhea including malabsorption. Distinguish between diarrhea and dysentery based on clinical features.
37	Dr. Khemchandra Dhanraj Borole	25-04-25	SGT. IM.20.8	Scorpion envenomation and bee sting allergy
38	Dr. Suraj Bhole	26-04-25	CLINIC. IM 10.23, IM 10.24, IM 11.7	Elicit document and present a medical history that will differentiate the aetiologies of diabetes including risk factors, precipitating factors, lifestyle, nutritional history, family history, medication history, co-morbidities and target organ disease.
39	Dr. Chimanlal Dahyabhai Sarang	26-04-25	Lecture .IM.7.11	Describe the indications, pharmacology, dose, side effects of abortive therapy in migraine

40	Dr.Devendra Vijay Borgaonkar	28-04-25	CLINIC. IM 11.8, IM 11.11, IM 11.12	<p>Perform a systematic examination that establishes the diagnosis and severity that includes skin, peripheral pulses, blood pressure measurement, fundus examination, detailed examination of the foot (pulses, nervous and deformities and injuries). Pathogenesis, C/F. Precipitating factors, Stabilization.</p> <p>Principle of therapy &amp; Management (Investigations &amp; treatment) of diabetic emergencies (Hypoglycemia, DKA, HONKS). Perform and interpret a capillary blood glucose test.</p>
41	Dr. Dilip Onkar Patil	28-04-25	Lecture .IM.19.9	Enumerate the indications for use of surgery and botulinum toxin in the treatment of movement disorders
42	Dr.Ankur Anil Jhavar	29-04-25	CLINIC. IM 11.13, IM 11.19, IM 11.20	<p>Bedside urine analysis &amp; vPerform and interpret aurinary ketone estimation with a dipstick. Demonstrate( and counsel) patients on the correct technique to administer insulin. Demonstrate to and counsel patients correct technique on the of selfmonitoring of blood glucoses.</p>
43	Dr.Amit Madhav Arsode	30-04-25	CLINIC IM 11.21 , IM 12.5, IM 12.6	<p>Elicit document and present an appropriate history that will establish the diagnosis cause of thyroid dysfunction and its severity.</p> <p>Perform and demonstrate a systematic examination based on the history that will help establish the diagnosis and severity including systemic signs of thyrotoxicosis and hypothyroidism, palpation of the pulse for rate and rhythm abnormalities, neck palpation of the thyroid and lymph nodes and cardiovascular findings.</p>
44	Dr.Rajesh Tukaram Manwatkar	30-04-25	SGT. IM.7.4	Develop a systematic clinical approach to joint pain based on th pathophysiology.
45	Dr. Umang Patil	30-04-25	SGT. IM.7.9	Describe the common signs and symptoms of articular and periarticular diseases.

  
**Dr. C. D. SARANG**  
 M.D.(Medicine)  
 H.O.D. and Professor  
 Dept. of General Medicine  
 D.U.P.M.C. & H.Jalgaon Kh.

**Number of lectures /small group teachings / self-directed learning sessions /clinics /etc taken and topics covered in last academic Year (attach additional sheet, if required) Major March 2025**


S.No.	Faculty Name	Date	Lecture. SGD SDL CLINIC Others	Topic Cover
1	Dr. Suraj Bhole	01-03-2025	Lec .IM 3.2,IM 3.3 ✓	Discuss and describe the etiologies of various kinds of pneumonia and their microbiology depending on the setting and immune status of the host, Discuss and describe the pathogenesis, presentation, natural history and complications of pneumonia
2	Dr. C. D Sarang	03-03-2025	Lec .IM 17.3, IM 17.11, IM 17.12 ✓	Classify migraine and describe the distinguishing features between classical and non-classical forms of migraine. Describe the indications, pharmacology, dose, side effects of abortive therapy and prophylactic therapy in migraine.
3	Dr. Suraj Bhole	05-03-2025	SGT .IM 16.15, ✓	Distinguish based on the clinical presentation Crohn's disease from Ulcerative Colitis, Describe and enumerate the indications, pharmacology and side effects of pharmacotherapy including immunotherapy, the indications for surgery in inflammatory bowel disease
4	Dr. Suraj Bhole	05-03-2025	SGT. IM 16.17 ✓	Distinguish based on the clinical presentation Crohn's disease from Ulcerative Colitis, Describe and enumerate the indications, pharmacology and side effects of pharmacotherapy including immunotherapy, the indications for surgery in inflammatory bowel disease
5	Dr. Jeevak	06-03-2025	Lec .IM 15.1, IM 15.6 ✓	Etiology and distinguishing features of UGI and LGI Bleed
6	Dr.Kaleem	07-03-2025	SGT. IM 3.2 ✓	Elicit, present and document an appropriate history including medication history in a patient undergoing Surgery as it pertains to a preoperative anaesthetic evaluation
7	Dr. Suraj Bhole	07-03-2025	SGT.IM 3.3 ✓	Demonstrate and document an appropriate clinical examination in a patient undergoing General Surgery

  
**Dr. C. D. SARANG**  
 M.D. (Medicine)  
 F.C.D. and Professor  
 Dept. of General Medicine  
 D.U.P. Nigra Hospital Kh.


9	Dr. Abhishek Chopker	10-03-2025	Lec IM 19.1 ✓	Describe the functional anatomy of the ocular motor system of the brain.
10	Dr. Suraj Bhole	12-03-2025	SGT IM 10.2 ✓	Describe and discuss the indications for renal dialysis. Describe and discuss the indications for renal replacement therapy.
11	Suraj Bhole	12-03-2025	SGT IM 15.2 IM 15.3 ✓	Setting up IV infusion and calculating drip rate. Elicit and document a history and clinical examination and choose appropriate investigations in a patient with mental retardation.
12	Dr. Vishal	13-03-2025	Lec IM 15.11 ✓	Setting up IV infusion and calculating drip rate
<b>Holi 14/03/2025</b>				
13	Dr. Suraj Bhole	15-03-2025	Lec IM 6.12 ✓	Diagnosis of acute diarrhea (Stool culture & Blood culture). Diagnosis of chronic diarrhea (Antibodies, colonoscopy, imaging & biopsy)
14	Dr. Abhishek Chopker	17-03-2025	Clinic IM 1.11, IM 1.12 ✓	Perform and demonstrate a systematic examination based on the history that will help establish the diagnosis and estimate its severity including measurement of pulse, blood pressure and respiratory rate, jugular venous forms and pulses, peripheral pulses, conjunctiva and fundus, lung, cardiac examination including palpation and auscultation with identification of heart sounds and murmurs, abdominal distension and splenic palpation. Demonstrate peripheral pulse, volume, character, quality and variation in various causes of heart failure.
15	Dr. Umesh Adbalwad	17-03-2025	Lec IM 18.2 ✓	Classify cerebrovascular accidents and describe the aetiology, predisposing genetic and risk factors pathogenesis of hemorrhagic and non-hemorrhagic stroke
16	Dr. Achal Durge	18-03-2025	Clinic IM 1.13, IM 1.14 ✓	Measure the blood pressure accurately, recognise and discuss alterations in blood pressure in valvular heart disease and other causes of heart failure and cardiac tamponade. Demonstrate and measure jugular venous distension

  
**Dr. C. D. SARANG**  
 M.D. (Medicine)  
 H.O.D. and Professor  
 Department of Medicine  
 D. C. Sarda Institute of Medical Sciences, Kh.


17	Dr. Harsh Tripathi	19-03-2025	Clinic IM 1.15, IM 1.16	✓	Identify and describe the timing, pitch quality, location and significance of precordial murmurs and their variations Generate a differential diagnosis based on the clinical presentation and prior use it based on the most likely diagnosis.
18	Dr. Suraj Bhole	19-03-2025	SGT. IM 14.2	✓	Demonstrate the correct technique of clinical examination in a suspected case of poisoning & prepare medicolegal report in a simulated/ supervised environment
19	Dr. Suraj Bhole	19-03-2025	SGT. IM 14.5	✓	Natural history, complications, laboratory tests, pharmacotherapy and bariatric surgery of obesity and prevention of obesity
20	Dr. C. D Sarang	20-03-2025	Clinic IM 1.17, IM 1.18, IM 1.22	✓	Order and interpret diagnostic testing based on the clinical diagnosis including 12 lead ECG, Chest radiograph, blood cultures. Perform and interpret a 12 lead ECG. Assist and demonstrate the proper technique in collecting specimen for blood culture
21	Dr. Vishal	20-03-2025	Lec. IM 15.14, IM 15.16	✓	Investigation (endoscopy, colonoscopy, imaging) and treatment of GI bleed including pharmacotherapy of acid peptic disease (including H.pylori), pressors, endoscopic interventions and surgery and appropriate level of specialist consultation.
22	Dr. Mohit Wagh	21-03-2025	Clinic IM 1.26, IM 1.27, IM 1.28	✓	Develop document and present a management plan for patients with heart failure based on type of failure, underlying aetiology. Calculate energy content of different food items, identify food items with high and low glycemic index and explain the importance of these in the diet. Enumerate the causes of adult presentations of congenital heart disease and describe the distinguishing features between cyanotic and acyanotic heart disease.
23	Dr. Kaleem	21-03-2025	SGT. IM 15.17, IM 15.10	✓	Investigation (endoscopy, colonoscopy, imaging) and treatment of GI bleed including pharmacotherapy of acid peptic disease (including H.pylori), pressors, endoscopic interventions and surgery and appropriate level of specialist consultation.

  
**Dr. C. D. SARANG**  
 M.D. (Medicine)  
 H.O.D. and Professor  
 Dept. of General Medicine  
 D.U.F.M.C. & H. Jalgaon Kh.

24	Dr. Suraj Bhole	21-03-2025	SGT.IM 14.2 ✓	Demonstrate the correct technique of clinical examination in a suspected case of poisoning & prepare medicolegal report in a simulated/ supervised environment
25	Dr. Mohit Wagh	22-03-2025	Clinic IM 1.29, IM 3.0, IM 2.6 ✓	Orientation to General Exam. Elicit document and present an appropriate history that includes onset evolution, presentation risk factors, family history, comorbid conditions, complications, medication, history of atherosclerosis, IHD and coronary syndromes
26	Dr. Suraj Bhole	22-03-2025	Lec .IM13.19 ✓	Describe the therapies used in alleviating suffering in patients at the end of life
27	Dr. Sachin Sangapwad	24-03-2025	Clinic IM 2.7, IM2.8, IM 2.9 ✓	Perform, demonstrate and document a physical examination including a vascular and cardiac examination that is appropriate for the clinical presentation. Generate document and present a differential diagnosis based on the clinical presentation and prioritise based on "cannot miss", most likely diagnosis and severity. Distinguish and differentiate between stable and unstable angina and AMI based on the clinical presentation.
28	Dr. Mohit Wagh	24-03-2025	Lec .IM 18.10 ✓	Choose and interpret the appropriate diagnostic testing in young patients with a cerebrovascular accident (CVA)
29	Dr. Umesh Adbalwad	25-03-2025	Clinic IM 2.10, IM 2.11, IM 2.21 ✓	Order, perform and interpret an ECG. Order and interpret a Chest Xray and markers of acutem myocardial infarction. Describe discuss and counsel patients appropriately on smoking cessation.
30	Dr. Vinay Buradker	26-03-2025	Clinic IM 2.22, IM 2.24, IM 3.4 ✓	Demonstrate and counsel patient on the correct use of inhalers. Counsel and communicate to patients with empathy lifestyle changes in atherosclerosis / post coronary syndromes. Elicit document and present an appropriate history including the evolution, risk factors including immune status and occupational risk.
31	Dr. Suraj Bhole	26-03-2025	SGT. IM 13.17 ✓	Describe and enumerate the indications, use, side effects of narcotics in pain alleviation in patients with cancer

  
**DR. C. D. SARANG**  
 M.D. (Medicine)  
 H.O.D. and Professor  
 Dept of General Medicine  
 D.U.P.M.C. & Nijgaon Kh.

32	Dr. Suraj Bhole	26-03-2025	SGT, IM 13.18 ✓	Describe the common issues encountered in patients at the end of life and principles of management. Describe and distinguish the difference between curative and palliative care in patients with cancer. Describe and discuss the ethical and the medico legal issues involved in end of life care. Describe the therapies used in alleviating suffering in patients at the end of life.
33	Dr. C. D Sarang	27-03-2025	Clinic IM 3.5, IM 3.6, IM 3.7 ✓	Perform, document and demonstrate a physical examination including general examination and appropriate examination of the lungs that establishes the diagnosis, complications and severity of disease. Generate document and present a differential diagnosis based on the clinical features, and prioritise the diagnosis based on the presentation. Order and interpret diagnostic tests based on the clinical presentation including: CBC, Chest X ray PA view, Mantoux, sputum gram stain, sputum culture and sensitivity, pleural fluid examination and culture, HIV testing and ABG.
34	Dr. Vishal	27-03-2025	Lec. IM 5.1, IM 5.2, IM 5.3 ✓	Perform a systematic examination that establishes the diagnosis and severity that includes nutritional status, mental status, jaundice, abdominal distension ascites, features of portosystemic hypertension and hepatic encephalopathy. Describe and demonstrate the correct method of performing a nutritional assessment of individuals, families and the community by using the appropriate method. Identify the microbial agents causing meningitis.
35	Dr. Lalit Kumar	28-03-2025	Clinic IM 3.8, IM 3.9, IM 3.10 ✓	Demonstrate in a mannequin and interpret results of an arterial blood gas examination. Demonstrate in a mannequin and interpret results of a pleural fluid aspiration. Demonstrate the correct technique in a mannequin and interpret results of a blood culture.
36	Dr. Dinesh	28-03-2025	SGT, IM 5.5, IM 5.7 ✓	Etiology, Pathophysiology of hyperbilirubinemia and various forms of liver disease including alcoholic liver disease and drug induced liver injury.

  
**DR. C. D. SARANG**  
 M.D.(Medicine)  
 H.O.D. and Professor  
 Dept. of General Medicine  
 D.U.P.M.C. & H. Jalgaon Kh.

37	Dr. Suraj Bhole	28-03-2025	SGT.IM 13 8 ✓	Perform and demonstrate a physical examination that includes an appropriate general and local examination that excludes the diagnosis, extent spread and complications of cancer
38	Dr. Abhishekh	29-03-2025	Clinic IM 3.11, IM3.18, IM 3.13 ✓	Describe and enumerate the indications for further testing including HRCT, Viral cultures, PCR and specialised testing. Communicate and counsel patient on family on the diagnosis and therapy of pneumonia. Select, describe and prescribe based on culture and sensitivity appropriate empirical antimicrobial based on the pharmacology and antimicrobial spectrum.
39	Dr. Suraj Bhole	29-03-2025	Lec IM9.2 ✓	Communicate and counsel patients with methods to prevent nutritional anemia

**Ramzan Eid 31/03/2025**

  
**Dr. C. D. SARANG**  
M.D. (Medicine)  
H.O.D. and Professor  
Dept. General Medicine  
D.U.P.M.C. & H. Jaigaon Kh.

**1. Number of lectures /small group teachings / self-directed learning sessions /clinics /etc taken and topics covered in last academic Year (attach additional sheet, if required) Oct (Major)**

S.No.	Faculty Name	Date	Lecture. SGD SDL CLINIC Others	Topic Cover
1	DR. SARANG CHIMANLAL DAHYABHAI	01-10-24	Clinic IM 7.26, IM 8.9 , IM 8.10	Demonstrate and understanding of the impact of rheumatologic conditions on quality of life, well being, work and family. Elicit document and present a medical history that includes: duration and levels, symptoms, comorbidities, lifestyle, risk factors, family history, psychosocial and environmental factors, dietary assessment, previous and concomitant therapy. .Perform a systematic examination that includes : an accurate measurement of blood pressure, fundus examination, examination of vasculature and heart
<b>02-10-2024 Mahatma Gandhi Jayanti</b>				
2	DR. CHIMUTAI BALKRUSHNA CHINTE	03-10-24	Clinic IM 8.17, IM 8.18, IM 8.19	Generate a differential diagnosis and prioritise based on clinical features that suggest a specific aetiology. Recognise, prioritise and manage hypertensive emergencies
3	DR. DEVENDRA VIJAY BORGAONKAR	04-10-24	Clinic IM 9.3, IM 9.4 IM 9.5	Generate a differential diagnosis and prioritise based on clinical features that suggest a specific aetiology. Recognise, prioritise and manage hypertensive emergencies
4	DR. DINESH EKNATH NEHETE	04-10-24	SGT IM. 2.5	Define the various acute coronary syndromes and describe their evolution, natural history and outcomes
5	DR. DINESHSING DILIPSING PATIL	04-10-24	SGT IM. 26.9	Identify, discuss and defend medicolegal, sociocultural, economic and ethical issues as it pertains to rights, equity and justice in access to health care
6	Dinesh Himmatmal Choudhary	05-10-24	Clinic IM 9.6, IM 9.9, IM 9.10	Generate a differential diagnosis and prioritise based on clinical features that suggest a specific aetiology. Recognise, prioritise and manage hypertensive emergencies
7	Jeevak Ganpat Kakde	05-10-24	Lecture IM. 26.10	Identify, discuss and defend medicolegal, socio-cultural and ethica issues as it pertains to confidentiality in patient care
<b>07-10-2024 To 10/10/2024 Theory Exam</b>				
8	Harsh Ganeshkumar Tripathi	11-10-2024	Clinic IM 10.20, IM 10.21, IM 10.22	Describe and discuss the indications for and insert a peripheral intravenous catheter.
9	Khemchandra Dhanraj Borole	11-10-2024	SGT IM. 2.13	Discuss and enumerate the indications for and findings on echocardiogram, stress testing and coronary angiogram
<b>12-10-2024 Vijaya Dashmi (Dasara)</b>				
<b>14-10-2024 To 17/10/2024 Practical Exam</b>				

10	Mahesh Manikrao Shinde	18-10-2024	Clinic IM 12.10, IM 12.11, IM 12.15	Epidemiology, pathogenesis, genetic basis of Hypothyroidism, interpretation of TFT, Pharmacotherapy, indication, ADR of Thyroxine. Iodization programmes of Govt of India.
11	Mohit Sanjay Wagh	18-10-24	SGT IM. 2.14	Discuss and describe the indications for admission to a coronary care unit and supportive therapy for a patient with acute coronary syndrome. Discuss and describe the medications used in patients with an acute coronary syndrome based on the clinical presentation. Discuss and describe the indications for acute thrombolysis, PTCA and CABG.
12	Momin Mohammad Abdullah Mohammad Amin	18-10-24	SGT IM. 26.18	Identify, discuss and defend medicolegal, socio-cultural, professional and ethical issues in physician- industry relationships
13	Sayed Kaleemuddin	19-10-24	Clinic IM 13.7, IM 13.8, IM 13.9	Perform and demonstrate a physical examination that includes an appropriate general and local examination that excludes the diagnosis, extent spread and complications of cancer.
14	Suraj Vishnu Bhole	19-10-24	Lecture IM. 26.20	Demonstrate ability to communicate to patients in a patient, respectful, non-threatening, non-judgmental and empathetic manner
15	Umang Bharat Patil	20-10-24	Clinic IM 13.10, IM 13.11, IM 13.12	Epidemiology, Genetic Basis, Risk factors for common malignancies in India: Infections causing cancer.
16	Umesh Madhavrao Adbalwad	22-10-24	Clinic IM 13.13, IM 13.14, IM 13.15	Describe the indications for surgery, radiation and chemotherapy for common malignancies Describe the need, tests involved, their utility in the prevention of common malignancies
17	Vinay Vijay Buradkar	23-10-24	Clinic IM 13.16, IM 13.17, IM 13.18	Describe the common issues encountered in patients at the end of life and principles of management, Describe and distinguish the difference between curative and palliative care in patients with cancer, Describe and discuss the ethical and the medico legal issues involved in end of life care, Describe the therapies used in alleviating suffering in patients at the end of life
18	Vishal Prakash Chavan	23-10-24	SGT IM. 26.22	Demonstrate respect to patient privacy
19	DR. YOUSUF KHAN SHABBIR KHAN	24-10-24	Clinic IM 13.9, IM 14.8, IM 14.6	Generate a differential diagnosis based on the presenting symptoms and clinical features and prioritise based on the most likely diagnosis. Elicit and document and present an appropriate history that includes the natural history, dietary history, modifiable risk factors, family history, clues for secondary causes and motivation to lose weight

20	DR. BHUSHAN ROHIDAS CHOPADE	25-10-24	Clinic IM 14.7, IM 14.8, IM 14.5	Natural history, complications, laboratory tests, pharmacotherapy and bariatric surgery of obesity and prevention of obesity Perform, document and demonstrate a physical examination based on the history that includes general examination, measurement of abdominal obesity, signs of secondary causes and comorbidities Generate a differential diagnosis based on the presenting symptoms and clinical features and prioritise based on the most likely diagnosis
21	DR. ABHAY BHANUDAS JOSHI	25-10-24	SGT IM. 2.15	Discuss and describe the medications used in patients with an acute coronary syndrome based on the clinical presentation
22	DR. DINESH EKNATH NEHETE	25-10-24	SGT IM. 26.32	Demonstrate appropriate respect to colleagues in the profession
23	DR. CHETAN RAMESH CHAUDHARI	26-10-24	Clinic IM 8.11 8.15.8.18	Describe the initial supportive management of a patient presenting with a cerebrovascular accident (CVA) Recognise, prioritise and manage hypertensive emergencies Incorporate patient preferences in the management of HTN
24	DR. VAIBHAV ANIL PATIL	26-10-24	SGT IM. 26.33	Demonstrate an understanding of the implications and the appropriate procedures and response to be followed in the event of medical errors
25	DR. VAIBHAV ANIL PATIL	28-10-24	Lecture IM. 2.16	Discuss and describe the indications for acute thrombolysis, PTCA and CABG
<b>29,30,31/10/2024 Diwali Holiday</b>				

## Dep. Of General Medicine

**1. Number of lectures /small group teachings / self-directed learning sessions /clinics /etc taken and topics covered in last academic Year (attach additional sheet, if required) Sep (Major)**

S.No.	Faculty Name	Date	Lecture. SGD SDL CLINIC Others	Topic Cover
1	DR. SARANG CHIMANLAL DAHYABHAI	02-09-24	Clinic IM 1.11, IM1.12	Perform and demonstrate a systematic examination based on the history that will help establish the diagnosis and estimate its severity including: measurement of pulse, blood pressure and respiratory rate, jugular venous forms and pulses, peripheral pulses, conjunctiva and fundus, lung, cardiac examination including palpation and auscultation with identification of heart sounds and murmurs, abdominal distension and splenic palpation. Demonstrate peripheral pulse, volume, character, quality and variation in various causes of heart failure.
2	SURAJ VISHNU BHOLE	02-09-24	Lecture IM. 22.6	Enumerate the causes and describe the clinical features and the correct approach to the diagnosis and management of the patient with Hyponatremia and hypernatremia
3	DR. BHUSHAN ROHIDAS CHOPADE	03-09-24	Clinic IM 1.13, IM 1.14	Measure the blood pressure accurately, recognise and discuss alterations in blood pressure in valvular heart disease and other causes of heart failure and cardiac tamponade. Demonstrate and measure jugular venous distension.
4	DR. ABHAY BHANUDAS JOSHI	04-09-24	Clinic IM 1.15 , IM 1.16	Identify and describe the timing, pitch quality conduction and significance of precordial murmurs and their variations. Generate a differential diagnosis based on the clinical presentation and prioritise it based on the most likely diagnosis.
5	DR. DINESH EKNATH NEHETE	04-09-24	SGT IM. 25.1	Describe bilirubin metabolism, enumerate the etiology and pathogenesis of jaundice, distinguish between direct and indirect hyperbilirubinemia
6	DR. CHETAN RAMESH CHAUDHARI	05-09-24	Clinic IM 9.6, IM 9.9, IM 9.10	Generate a differential diagnosis and prioritise based on clinical features that suggest a specific aetiology. Recognise, prioritise and manage hypertensive emergencies

7	DR. CHIMUTAI BALKRUSHNA CHINTE	06-09-24	Clinic IM 1.26, IM 1.27 , IM 1.28	Develop document and present a management plan for patients with heart failure based on type of failure, underlying aetiology. Calculate energy content of different food items, identify food items with high and low glycemic index and explain the importance of these in the diet. Enumerate the causes of adult presentations of congenital heart disease and describe the distinguishing features between cyanotic and acyanotic heart disease.
8	DR. PALLAVI BHIMRAO SURYAVANSHI	06-09-24	SGT IM. 2.1	Discuss and describe the epidemiology, antecedents and risk factors both modifiable and non-modifiable, the pathogenesis, natural history, evolution and complications of atherosclerosis and IHD
9	DR. DIPAK SURESH BHATE	06-09-24	SGT IM. 25.10	Develop and present an appropriate diagnostic plan based on the clinical presentation, most likely diagnosis in a prioritised and cost effective manner
11	<b>07-09-2024 Ganesh Chaturthi</b>			
12	DR. YOUSUF KHAN SHABBIR KHAN	09-09-24	Clinic IM 2.7 , IM2.8 , IM 2.9	Perform, demonstrate and document a physical examination including a vascular and cardiac examination that is appropriate for the clinical presentation. Generate document and present a differential diagnosis based on the clinical presentation and prioritise based on "cannot miss", most likely diagnosis and severity. Distinguish and differentiate between stable and unstable angina and AMI based on the clinical presentation.
13	DR. BHUSHAN ROHIDAS CHOPADE	09-09-24	Lecture IM. 22.7	Enumerate the causes and describe the clinical and laboratory features and the correct approach to the diagnosis and management of the patient with hypokalemia and hyperkalemia
14	DR. DEVENDRA VIJAY BORGAONKAR	10-09-24	Clinic IM 2.10, IM 2.11, IM 2.21	Order, perform and interpret an ECG. Order and interpret a Chest Xray and markers of acute myocardial infarction. Describe discuss and counsel patients appropriately on smoking cessation.
15	SURAJ VISHNU BHOLE	11-09-24	SGT IM 16.17	Distinguish based on the clinical presentation Crohn's disease from Ulcerative Colitis, Describe and enumerate the indications, pharmacology and side effects of pharmacotherapy including immunotherapy, the indications for surgery in inflammatory bowel disease

16	DR. AMIT MADHAV ARSODE	12-09-24	Clinic IM 3.5, IM 3.6, IM 3.7	Perform, document and demonstrate a physical examination including general examination and appropriate examination of the lungs that establishes the diagnosis, complications and severity of disease. Generate document and present a differential diagnosis based on the clinical features, and prioritise the diagnosis based on the presentation. Order and interpret diagnostic tests based on the clinical presentation including: CBC, Chest X ray PA view, Mantoux, sputum gram stain, sputum culture and sensitivity, pleural fluid examination and culture, HIV testing and ABG.
17	DR. SWAPNIL ARVIND SAMBAPURE	13-09-24	Clinic IM 3.8, IM 3.9, IM 3.10	Demonstrate in a mannequin and interpret results of an arterial blood gas examination. Demonstrate in a mannequin and interpret results of a pleural fluid aspiration. Demonstrate the correct technique in a mannequin and interpret results of a blood culture.
18	DR. NIKHIL RAMESHRAO KALASARE	13-09-24	SGT IM. 2.2	Describe the etiology, cause, iodine dependency, pathogenesis, manifestations, laboratory and imaging features and course of thyrotoxicosis
19	DR. MAHESH MANIKRAO SHINDE	13-09-24	SGT IM. 2.2	Enumerate the indications, describe the steps and demonstrate in a simulated environment advanced life support in adults and children
20	DR. NITIN SAMADHAN GAIKWAD	14-09-24	Clinic IM 3.11, IM 3.18, IM 3.13	Describe and enumerate the indications for further testing including HRCT, Viral cultures, PCR and specialised testing. Communicate and counsel patient on family on the diagnosis and therapy of pneumonia. Select, describe and prescribe based on culture and sensitivity appropriate empirical antimicrobial based on the pharmacology and antimicrobial spectrum.
21	DR. ATUL GUNVANTRAO SARODE	14-09-24	Lecture IM. 25.3	Describe and discuss the pathophysiology and manifestations of these diseases
22	DR. SARANG CHIMANLAL DAHYABHAI	16-09-24	Clinic IM 3.14, IM 3.18, IM 4.9	Perform and interpret a sputum gram stain AFB. Communicate and counsel patient on family on the diagnosis and therapy of pneumonia.
23	DR. NITIN SAMADHAN GAIKWAD	16-09-24	Lecture IM. 22.8	Enumerate the causes and describe the clinical and laboratory features and the correct approach to the diagnosis and management of the patient with hyperkalemia
24	<b>17-9-2024 Ananta Chaturthi</b>			
25	<b>18-9-2024 Eid Milad</b>			

26	DR. CHETAN RAMESH CHAUDHARI	19-09-24	Clinic IM 4.20, IM 4.24, IM 4.25	Interpret a PPD (Mantoux). Develop an appropriate empiric treatment plan based on the patient's clinical and immune status pending definitive diagnosis. Communicate to the patient and family the diagnosis and treatment
27	DR. SMITA SANDEEP PATIL	20-09-24	Clinic IM 4.26, IM5.9 , IM 5.10	Counsel the patient on malarial prevention. Elicit document and present a medical history that helps delineate the aetiology of the current presentation and includes clinical presentation, risk factors, drug use, sexual history, vaccination history and family history. Perform a systematic examination that establishes the diagnosis and severity that includes nutritional status, mental status, jaundice, abdominal distension ascites, features of portosystemic hypertension and hepatic encephalopathy.
28	DR. DILIP ONKAR PATIL	20-09-24	SGT IM. 2.3	Discuss and describe the lipid cycle and the role of dyslipidemia in the pathogenesis of atherosclerosis
29	DR. AMOL DEVIDASRAO KOTHALKAR	20-09-24	SGT IM. 26.1	Enumerate and describe professional qualities and roles of physician
30	DR. RAHUL VASUDEO JAWALE	21-09-24	Clinic IM 5.11, IM 5.15, IM 6.7	Investigation (endoscopy, colonoscopy, imaging) and treatment of GI bleed including pharmacotherapy of acid peptic disease (including H.pylori), stressors, endoscopic interventions and surgery and appropriate level of specialist consultation. Elicit document and present a medical history that helps delineate the aetiology of the current presentation and includes risk factors for HIV, mode of infection, other sexually transmitted diseases, risks for opportunistic infections and nutritional status.
31	DR. NITIN SAMADHAN GAIKWAD	21-09-24	Lecture IM. 26.3	Describe and discuss the role of non maleficence as a guiding principle in patient care
32	DR. ATUL GUNVANTRAO SARODE	23-09-24	Clinic IM 6.8 , IM 6.9 , IM 6.10	Generate a differential diagnosis and prioritise based on clinical features that suggest a specific aetiology for the presenting symptom. Describe and discuss the pathogenesis, evolution and clinical features of common HIV related opportunistic infections, malignancies, skin and oral lesions, Choose and interpret appropriate diagnostic tests to diagnose and classify the severity of HIV-AIDS including specific tests of HIV, CDC.

33	DR. AMOL MAHESH PHIRKE	23-09-24	Lecture IM. 22.9	Enumerate the causes and describe the clinical and laboratory features of metabolic acidosis, metabolic alkalosis, respiratory acidosis, respiratory alkalosis
34	DR. SANJAY PANDHARINATH PATIL	24-09-24	Clinic IM 6.14 , IM 6.19 , IM 6.20	Describe and discuss the aetiology of acute and chronic diarrhea including infectious and noninfectious causes, Distinguish between diarrhea and dysentery based on clinical features, Describe and enumerate the indications, pharmacology and side effects of pharmacotherapy for parasitic, bacterial and viral causes of diarrhea. Counsel patients on prevention of HIV transmission . Communicate diagnosis, treatment plan and subsequent follow up plan to patients.
35	DR. UMANG BHARAT PATIL	25-09-24	Clinic IM 6.21, IM 6.22 , IM 7.11	Communicate with patients on the importance of medication adherence. Demonstrate understanding of ethical and legal issues regarding patient confidentiality and disclosure in patients with HIV. Elicit document and present a medical history that will differentiate the aetiologies of disease.
36	DR. VAIBHAV ANIL PATIL	25-09-24	SGT IM. 26.4	Bioethics in Clinical Practice - Describe and discuss the role of beneficence, non-maleficence, autonomy and shared responsibility as <u>guiding principles in patient care</u>
37	DR. ANSARI BASHEERUDDIN SHAMSUDDIN	26-09-24	Clinic IM 7.12 , IM 7.14 , IM 7.15	Classify migraine and describe the distinguishing features between classical and non-classical forms of migraine. Describe the indications, pharmacology, dose, side effects of abortive therapy and prophylactic therapy in migraine. Describe appropriate diagnostic workup and treatment plan for rheumatological diseases. Enumerate Systemic manifestations of rheumatological diseases. Describe appropriate diagnostic workup and treatment plan for rheumatological diseases. Enumerate Systemic manifestations of <u>rheumatological diseases.</u>
38	DR. NITIN LAXMAN CHAUDHARI	27-09-24	Clinic IM 7.16, IM 7.17, IM 7.18	Articular from periarticular symptoms; Signs and symptoms of articular and periarticular diseases, Indications for Arthrocentesis. Enumerate the indications and interpret plain radiographs of joints. Communicate diagnosis, treatment plan and subsequent follow up plan to patients.

39	DR. RAJESH TUKARAM MANWATKAR	27-09-24	SGT IM 2.4	List the common microbial agents causing anemia. Describe the morphology, mode of infection and discuss the pathogenesis, clinical course, diagnosis and prevention and treatment of the common microbial agents causing Anemia
40	DR. TEJAS DILIP RANE	27-09-24	SGT IM. 26.6	Describe and discuss the role of a physician in health care system
41	DR. HARSHAL SURENDRA PATIL	28-09-24	Clinic IM 7.19, IM 7.20, IM 7.21	Select, prescribe and communicate appropriate medications for relief of joint pain. Select, prescribe and communicate preventive therapy for crystalline arthropathies
42	DR. ASHWINI VILAS JAYBHAYE	28-09-24	Lecture IM. 26.7	Describe and discuss the role of justice as a guiding principle in patient care
43	DR. VIVEK DIVAKAR CHAUDHARI	30-09-24	Clinic IM 7.22, IM 7.24, IM 7.25	Select, prescribe and communicate treatment option for systemic rheumatologic conditions. Communicate and incorporate patient preferences in the choice of therapy. Develop and communicate appropriate follow up and monitoring plans for patients with rheumatologic conditions
44	DR. BHUSHAN ROHIDAS CHOPADE	30-09-24	Lecture IM. 22.10	Enumerate the causes of describe the clinical and laboratory features of metabolic alkalosis

### Dep. Of General Medicine

**1. Number of lectures /small group teachings / self-directed learning sessions /clinics /etc taken and topics covered in last academic Year (attach additional sheet, if required) Aug (Major)**

S.No.	Faculty Name	Date	Lecture. SGD SDL. CLINIC Others	Topic Cover
1	DR. SARANG CHIMANLAL DAHYABHAI	01-08-24	Clinic IM 7.12 , IM 7.14 , IM 7.15	Classify migraine and describe the distinguishing features between classical and non-classical forms of migraine. Describe the indications, pharmacology, dose, side effects of abortive therapy and prophylactic therapy in migraine. Describe appropriate diagnostic workup and treatment plan for rheumatological diseases. Enumerate Systemic manifestations of rheumatological diseases. Describe appropriate diagnostic workup and treatment plan for rheumatological diseases. Enumerate Systemic <del>manifestations of rheumatological diseases.</del>
2	DR. TEJENDRA SUKDEO CHAUDHARI	02-08-24	SGT IM 1.19	Enumerate the indications for and describe the findings of heart failure with the following : 2D echocardiography, brain natriuretic peptide, exercise testing, nuclear medicine testing and coronary angiogram
3	DR. CHANDRAKANT JAMSING BARELA	02-08-24	Clinic IM 7.16, IM 7.17, IM 7.18	Articular from periarticular symptoms; Signs and symptoms of articular and periarticular diseases, Indications for Arthrocentesis. Enumerate the indications and interpret plain radiographs of joints. Communicate diagnosis, treatment plan and subsequent follow up plan to patients.
4	DR. KHEMCHANDRA DHANRAJ BOROLE	02-08-24	SGT IM 11.6	Pathogenesis, C/F, Precipitating factors, Stabilization, Principle of therapy & Management (Investigations & treatment) of diabetic emergencies
5	DR. PANKAJ RAMCHANDRA MAHAJAN	03-08-24	IM 7.19, IM 7.20, IM 7.21	Select, prescribe and communicate appropriate medications for relief of joint pain. Select, prescribe and communicate preventive therapy for crystalline arthropathies
6	DR. CHETAN RAMESH CHAUDHARI	03-08-24	Lecture IM 11.9	(Hypoglycemia, DKA, HONKS).
7	DR. SMITA SANDEEP PATIL	05-08-24	Clinic IM 7.22, IM 7.24, IM 7.25	Select, prescribe and communicate treatment option for systemic rheumatologic conditions. Communicate and incorporate patient preferences in the choice of therapy. Develop and communicate appropriate follow up and monitoring plans for patients with rheumatologic conditions

8	DR. DILIP ONKAR PATIL	05-08-24	Lecture IM 22.2	Describe the aetiology, clinical manifestations, diagnosis and clinical approach to primary hyperparathyroidism.
9	DR. AMOL DEVIDASRAO KOTHALKAR	06-08-24	Clinic IM 7.26, IM 8.9 , IM 8.10	Demonstrate and understanding of the impact of rheumatologic conditions on quality of life, well being, work and family Elicit document and present a medical history that includes: duration and levels, symptoms, comorbidities, lifestyle, risk factors, family history, psychosocial and environmental factors, dietary assessment, previous and concomitant therapy. .Perform a systematic examination that includes : an accurate measurement of blood pressure, fundus examination, examination of vasculature and heart
10	DR. RAHUL VASUDEO JAWALE	07-08-24	Clinic IM 8.11, IM 8.15, IM 8.16	Generate a differential diagnosis and prioritise based on clinical features that suggest a specific aetiology. Recognise, prioritise and manage hypertensive emergencies. Develop and communicate to the patient lifestyle modification including weight reduction, moderation of alcohol intake, physical activity and sodium intake.
11	DR. AMOL MAHESH PHIRKE	07-08-24	SGT IM 11.14	Definition, classification of Diabetes; Epidemiology, Pathogenesis, Genetics, Risk factors and Clinical evolution of Type-1 & -2 DM
12	DR. SANJAY PANDHARINATH PATIL	07-08-24	SGT IM 11.15	Pathogenesis, C/F, Precipitating factors, Stabilization, Principle of therapy
13	DR. ABHAY BHANUDAS JOSHI	08-08-24	Clinic IM 8.17, IM 8.18, IM 8.19	Generate a differential diagnosis and prioritise based on clinical features that suggest a specific aetiology. Recognise, prioritise and manage hypertensive emergencies
14	DR. ASHISH SANJAY SARODE	09-08-24	Clinic IM 9.3, IM 9.4 IM 9.5	Generate a differential diagnosis and prioritise based on clinical features that suggest a specific aetiology. Recognise, prioritise and manage hypertensive emergencies
15	DR. UMANG BHARAT PATIL	09-08-24	Lecture IM 1.21	Describe and discuss and identify the clinical features of acute and subacute endocarditis, echocardiographic findings, blood culture and sensitivity and therapy
16	DR. VAIBHAV ANIL PATIL	09-08-24	SGT IM 11.16	Pharmacological therapies for DM, indications, CI, ADR and Interaction- Based on presentation, severity, complication in a cost effective therapy
17	DR. ANSARI BASHEERUDDIN SHAMSUDDIN	10-08-24	Clinic IM 9.6, IM 9.9, IM 9.10	Generate a differential diagnosis and prioritise based on clinical features that suggest a specific aetiology. Recognise, prioritise and manage hypertensive emergencies

18	DR. NITIN LAXMAN CHAUDHARI	10-08-24	Lecture IM 11.17	Demonstrate and counsel patients on the correct technique to administer insulin
19	DR. RAJESH TUKARAM MANWATKAR	12-08-24	Clinic IM 9.13, IM 9.15 , IM 9.16	Generate a differential diagnosis and prioritise based on clinical features that suggest a specific aetiology. Recognise, prioritise and manage hypertensive emergencies
20	DR. TEJAS DILIP RANE	12-08-24	Lecture IM 22.3	Describe the approach to the management of hypercalcaemia
21	DR. HARSHAL SURENDRA PATIL	13-08-24	Clinic IM 9.19, IM 9.20, IM 10.12	Generate a differential diagnosis and prioritise based on clinical features that suggest a specific aetiology. Recognise, prioritise and manage hypertensive emergencies
22	DR. ASHWINI VILAS JAYBHAYE	14-08-24	Clinic IM 10.13, IM 10.14,IM 10.15	Generate a differential diagnosis and prioritise based on clinical features that suggest a specific aetiology. Recognise, prioritise and manage hypertensive emergencies
23	DR. VIVEK DIVAKAR CHAUDHARI	14-08-24	SGT IM 11.22	Pathogenesis, C/F, Precipitating factors, Stabilization, Principle of therapy & Management (Investigations & treatment) of diabetic emergencies (Hypoglycemia, DKA, HONKS).
<b>15/08/2024 Independence day</b>				
24	DR. ATUL GUNVANTRAO SARODE	16-08-24	Clinic IM 10.20, IM 10.21, IM 10.22	Describe and discuss the indications for and insert a peripheral intravenous catheter.
25	DR. MAHESH MANIKRAO SHINDE	16-08-24	SGT 1.23	Describe, prescribe and communicate non pharmacologic management of heart failure including sodium restriction, physical activity and limitations
26	DR. NITIN SAMADHAN GAIKWAD	16-08-24	SGT 11.23	Pathogenesis, C/F, Precipitating factors, Stabilization, Principle of therapy & Management
27	DR. PALLAVI BHIMRAO SURYAVANSHI	17-08-24	Clinic IM 10.23, IM 10.24,IM11.7	Elicit document and present a medical history that will differentiate the aetiologies of diabetes including risk factors, precipitating factors, lifestyle, nutritional history, family history, medication history, co-morbidities and <u>target organ disease</u> .
28	DR. SURAJ VISHNU BHOLE	17-08-24	Lecture 11.24	Management (Investigations & treatment) of diabetic emergencies (Hypoglycemia, DKA, HONKS).

29	DR. JAGANNATH UDDHAVRAO JARE	18-08-24	Clinic IM 11.8, IM 11.11, IM 11.12	Perform a systematic examination that establishes the diagnosis and severity that includes skin, peripheral pulses, blood pressure measurement, fundus examination, detailed examination of the foot (pulses, nervous and deformities and injuries). Pathogenesis, C/F, Precipitating factors, Stabilization, Principle of therapy & Management (Investigations & treatment) of diabetic emergencies (Hypoglycemia, DKA, HONKS). Perform and interpret a capillary blood glucose test.
30	<b>19-08-2024 Raksha Bandhan</b>			
31	DR. YOUSUF KHAN SHABBIR KHAN	20-08-24	Clinic IM 11.13, IM 11.19, IM 11.20	<p>Bedside urine analysis &amp; Perform and interpret aurinary ketone estimation with a dipstick.</p> <p>Demonstrate (and counsel) patients on the correct technique to administer insulin.</p> <p>Demonstrate to and counsel patients correct technique on the of <u>self monitoring of blood glucoses.</u></p>
32	DR. BHUSHAN ROHIDAS CHOPADE	21-08-24	Clinic IM 11.21, IM 12.5, IM 12.6	<p>Elicit document and present an appropriate history that will establish the diagnosis cause of thyroid dysfunction and its severity.</p> <p>Perform and demonstrate a systematic examination based on the history that will help establish the diagnosis and severity including systemic signs of thyrotoxicosis and hypothyroidism, palpation of the pulse for rate and rhythm abnormalities, neck palpation of the thyroid and lymph nodes <u>and cardiovascular findings.</u></p>
33	DR. DEVENDRA VIJAY BORGAONKAR	21-08-24	SGT 12.2	Pharmacotherapy, indication, ADR of Thyroxine. iodization programmes of Govt of India
34	DR. CHIMUTAI BALKRUSHNA CHINTE	22-08-24	Clinic IM 12.7, IM 12.8, IM 12.9	<p>Demonstrate the correct technique to palpate the thyroid.</p> <p>Order and interpret diagnostic testing based on the clinical diagnosis including CBC, thyroid function tests and ECG and <u>radio iodine uptake and scan</u></p>
35	DR. DIPAK SURESH BHATE	23-08-24	Clinic IM 12.10, IM 12.11, IM 12.15	Epidemiology, pathogenesis, genetic basis of Hypothyroidism, interpretation of TFT, Pharmacotherapy, indication, ADR of Thyroxine. iodization programmes of Govt of India.
36	DR. DINESH SING DILIP SING PATIL	23-08-24	SGT IM 1.25	Enumerate the indications for valvuloplasty, valvotomy, coronary revascularization and cardiac transplantation
37	DR. AMIT MADHAV ARSODE	23-08-24	SGT IM 12.3	Pharmacotherapy, indication, ADR of Thyroxine. iodization programmes of Govt of India

38	DR. SWAPNIL ARVIND SAMBAPURE	24-08-24	Clinic IM 13.7, IM 13.8, IM 13.9	Perform and demonstrate a physical examination that includes an appropriate general and local examination that excludes the diagnosis, extent spread and complications of cancer.
39	DR. NIKHIL RAMESHRAO KALASARE	24-08-24	Lecture IM 12.4	Principles of Thyroid function tests, Principles of RAI uptake, alteration of physiological function along with physiology of HPT axis
40	DR. MAHESH MANIKRAO SHINDE	26-08-24	Lecture IM 22.5	Enumerate the causes and describe the clinical features and the correct approach to the diagnosis and management of the patient with Hyponatremia and hypernatremia
41	DR. NITIN SAMADHAN GAIKWAD	27-08-24	Clinic IM 13.10, IM 13.11, IM 13.12	Epidemiology, Genetic Basis, Risk factors for common malignancies in India; Infections causing cancer.
42	DR. ATUL GUNVANTRAO SARODE	28-08-24	Clinic IM 13.13, IM 13.14, IM 13.15	Describe the indications for surgery, radiation and chemotherapy for common malignancies Describe the need, tests involved, their utility in the prevention of common malignancies
43	DR. SARANG CHIMANLAL DAHYABHAI	28-08-24	SGT IM 12.12	Epidemiology, pathogenesis, genetic basis of Hypothyroidism, interpretation of TFT, Pharmacotherapy, indication, ADR of Thyroxine. Iodization programmes of Govt of India
44	DR. DEVENDRA VIJAY BORGAONKAR	28-08-24	SGT IM 12.13	Epidemiology, pathogenesis, genetic basis of Hyperthyroidism; interpretation of TFT. Pharmacotherapy, indication, ADR of Anti-thyroid drugs
45	DR. DINESH EKNATH NEHETE	29-08-24	Clinic IM 13.16, IM 13.17, IM 13.18	Describe the common issues encountered in patients at the end of life and principles of management, Describe and distinguish the difference between curative and palliative care in patients with cancer, Describe and discuss the ethical and the medico legal issues involved in end of life care, Describe the therapies used in <u>alleviating suffering in patients at the end of life</u>
46	DR. CHANDRAKANT JAMSING BARELA	30-08-24	Clinic IM 13.9, IM 14.8, IM 14.6	Generate a differential diagnosis based on the presenting symptoms and clinical features and prioritise based on the most likely diagnosis. Elicit and document and present an appropriate history that includes the natural history, dietary history, modifiable risk factors, family history, clues for secondary causes and motivation to lose weight
47	DR. KHEMCHANDRA DHANRAJ BOROLE	30-08-24	SGT IM 25.2	Describe and discuss the response and the influence of host immune status, risk factors and comorbidities on zoonotic diseases, pathophysiology and manifestations, appropriate diagnostic plan, <u>newer techniques in the diagnosis</u>

48	DR. BHUSHAN ROHIDAS CHOPADE	31-08-24	Clinic IM 14.7, IM 14.8, IM 14.5	Natural history, complications, laboratory tests , pharmacotherapy and bariatric surgery of obesity and prevention of obesityPerform, document and demonstrate a physical examination based on the history that includes general examination, measurement of abdominal obesity, signs of secondary causes and comorbiditiesGenerate a differential diagnosis based on the presenting symptoms and clinical features and prioritise based on the most likely diagnosis
49	DR. TEJENDRA SUKDEO CHAUDHARI	31-08-24	Lecture IM 25.3	Geriatrics Describe and discuss the aetiopathogenesis, clinical presentation, complications, assessment and management of nutritional disorders in the elderly

## Dep. Of General Medicine

### 1. Number of lectures /small group teachings / self-directed learning sessions /clinics /etc taken and topics covered in last academic Year (attach additional sheet, if required) (Major)

S.No.	Faculty Name	Date	Lecture. SGD SDL CLINIC Others	Topic Cover
1	DR. SARANG CHIMANLAL DAHYABHAI	✓ 01/07/2024	CLINIC IM 9.13, IM 9.15 , IM 9.16	Generate a differential diagnosis and prioritise based on clinical features that suggest a specific aetiology. Recognise, prioritise and manage hypertensive emergencies
2	DR. TEJENDRA SUKDEO CHAUDHARI	✓ 01/07/2024	Lecture IM21.1	Describe the initial approach to the stabilization of the patient who presents with poisoning.
3	DR. CHANDRAKANT JAMSING BARELA	✓ 02/07/2024	CLINIC IM 9.19, IM 9.20, IM 10.12	Generate a differential diagnosis and prioritise based on clinical features that suggest a specific aetiology. Recognise, prioritise and manage hypertensive emergencies
4	DR. KHEMCHANDRA DHANRAJ BOROLE	✓ 03/07/2024	CLINIC IM 10.13, IM 10.14, IM 10.15	Generate a differential diagnosis and prioritise based on clinical features that suggest a specific aetiology. Recognise, prioritise and manage hypertensive emergencies
5	DR. PANKAJ RAMCHANDRA MAHAJAN	✓ 03/07/2024	SGT IM 4.2	Describe and discuss the influence of special populations on the febrile response including: the elderly, immune suppression, malignancy and neutropenia, HIV and travel.
6	DR. CHETAN RAMESH CHAUDHARI	✓ 04/07/2024	CLINIC IM 10.16, IM 10.17 , IM 10.18	Describe the appropriate diagnostic work up based on the presumed aetiology, Enumerate the indications for and interpret the results of : renal function tests, calcium, phosphorus, PTH, urine electrolytes, osmolality, Anion gap, Describe and calculate indices of renal function based on available laboratories including FENA (Fractional Excretion of Sodium) and CrCl (Creatinine Clearance), Enumerate the indications and describe the findings in renal ultrasound
7	DR. SMITA SANDEEP PATIL	✓ 05/07/2024	CLINIC IM 10.20, IM 10.21, IM 10.22	Describe and discuss the indications for and insert a peripheral intravenous catheter.
8	DR. DILIP ONKAR PATIL	✓ 05/07/2024	SGT IM 1.2	Describe Complications of Rheumatic valvular heart disease. (Other than Infective Endocarditis), Describe and discuss the role of penicillin prophylaxis in the prevention of rheumatic heart disease

9	DR. AMOL DEVIDASRAO KOTHALKAR	05/07/2024	SGT IM 4.3	Order and interpret diagnostic tests based on the differential diagnosis including: CBC with differential, peripheral smear, urinary analysis with sediment, Chest X ray, blood and urine cultures, sputum gram stain and cultures, sputum AFB and cultures, CSF analysis, pleural and body fluid analysis, stool routin and culture and QBC.
10	DR. RAHUL VASUDEO JAWALE	06/07/2024	CLINIC IM 10.23, IM 10.24, IM11.7	Elicit document and present a medical history that will differentiate the aetiologies of diabetes including risk factors, precipitating factors, lifestyle, nutritional history, family history, medication history, co-morbidities and target organ disease.
11	DR. AMOL MAHESH PHIRKE	06/07/2024	Lecture IM 4.4	Perform and interpret a sputum AFB
12	DR. SANJAY PANDHARINATH PATIL	08/07/2024	CLINIC IM 1.11, IM1.12	Perform and demonstrate a systematic examination based on the history that will help establish the diagnosis and estimate its severity including: measurement of pulse, blood pressure and respiratory rate, jugular venous forms and pulses, peripheral pulses, conjunctiva and fundus, lung, cardiac examination including palpation and auscultation with identification of heart sounds and murmurs, abdominal distension and splenic palpation. Demonstrate peripheral pulse, volume, character, quality and variation in various causes of heart failure.
13	DR. ABHAY BHANUDAS JOSHI	08/07/2024	Lecture IM 21.3	Enumerate the common plant poisons seen in your area and describe their toxicology, clinical features, prognosis and specific approach to detoxification, common corrosives poisoning.
14	DR. ASHISH SANJAY SARODE	09/07/2024	CLINIC IM 1.13, IM 1.14	Measure the blood pressure accurately, recognise and discuss alterations in blood pressure in valvular heart disease and other causes of heart failure and cardiac tamponade. Demonstrate and measure jugular venous distension.
15	DR. UMANG BHARAT PATIL	10/07/2024	CLINIC IM 1.15, IM 1.16	Identify and describe the timing, pitch quality conduction and significance of precordial murmurs and their variations. Generate a differential diagnosis based on the clinical presentation and prioritise it based on the most likely diagnosis.

16	DR. VAIBHAV ANIL PATIL	✓ 10/07/2024	SGT IM 4.6	Malaria - Discuss and describe the pathophysiology and manifestations of malaria, interpret a malarial smear, Describe and discuss the pharmacology, indications, adverse reactions, interactions of antimalarial drugs and basis of resistance, malarial prevention
17	DR. ANSARI BASHEERUDDIN SHAMSUDDIN	✓ 11/07/2024	CLINIC IM 1.17, IM 1.18, IM 1.22	Order and interpret diagnostic testing based on the clinical diagnosis including 12 lead ECG, Chest radiograph, blood cultures. Perform and interpret a 12 lead ECG. Assist and demonstrate the proper technique in collecting specimen for blood culture
18	DR. NITIN LAXMAN CHAUDHARI	✓ 12/07/2024	CLINIC IM 1.26, IM 1.27 , IM 1.28	Develop document and present a management plan for patients with heart failure based on type of failure, underlying aetiology. Calculate energy content of different food items, identify food items with high and low glycemic index and explain the importance of these in the diet. Enumerate the causes of adult presentations of congenital heart disease and describe the distinguishing features between cyanotic and acyanotic heart disease.
19	DR. RAJESH TUKARAM MANWATKAR	✓ 12/07/2024	Lecture SGT IM 1.4	Staging of heart failure, Describe, discuss and differentiate the processes involved in R Vs L heart failure, systolic vs diastolic failure, Describe and discuss the compensatory mechanisms involved in heart failure including cardiac remodeling and neuro-hormonal adaptations
20	DR. TEJAS DILIP RANE	✓ 12/07/2024	SGT IM 4.7	Sepsis Syndrome - Discuss and describe the pathophysiology and manifestations of the sepsis syndrome
21	DR. HARSHAL SURENDRA PATIL	✓ 13/07/2024	CLINIC IM 1.29, IM 3.0 , IM 2.6	Orientation to General Exam. Elicit document and present an appropriate history that includes onset evolution, presentation risk factors, family history, comorbid conditions, complications, medication, history of atherosclerosis, IHD and coronary syndromes

22	DR. ASHWINI VILAS JAYBHAYE	✓ 13/07/2024	Lecture IM 4.8	FUO- Discuss and describe the pathophysiology, aetiology and clinical manifestations of fever of unknown origin (FUO) including in a normal host, neutropenic host, nosocomial host and a host with HIV disease. Enumerate the indications and describe the findings in tests of inflammation and specific rheumatologic tests, serologic testing for pathogens including HIV, bone marrow aspiration and biopsy, Enumerate the indications for use of imaging in the diagnosis of febrile syndromes.
23	DR. VIVEK DIVAKAR CHAUDHARI	✓ 15/07/2024	CLINIC IM 2.7, IM2.8, IM 2.9	Perform, demonstrate and document a physical examination including a vascular and cardiac examination that is appropriate for the clinical presentation. Generate document and present a differential diagnosis based on the clinical presentation and prioritise based on "cannot miss", most likely diagnosis and severity. Distinguish and differentiate between stable and unstable angina and AMI based on the clinical presentation.
24	DR. PALLAVI BHIMRAO SURYAVANSHI	✓ 15/07/2024	Lecture IM21.4	Enumerate the commonly observed drug overdose in your area and describe their toxicology, clinical features, prognosis and approach to therapy
25	DR. SURAJ VISHNU BHOLE	✓ 16/07/2024	CLINIC IM 2.10, IM 2.11, IM 2.21	Order, perform and interpret an ECG. Order and interpret a Chest Xray and markers of acutem myocardial infarction. Describe discuss and counsel patients appropriately on smoking cessation.
<b>17/07/2024 Muharram Holiday</b>				
26	DR. JAGANNATH UDDHAVRAO JARE	✓ 18/07/2024	CLINIC IM 3.5, IM 3.6, IM 3.7	Perform, document and demonstrate a physical examination including general examination and appropriate examination of the lungs that establishes the diagnosis, complications and severity of disease. Generate document and present a differential diagnosis based on the clinical features, and prioritise the diagnosis based on the presentation. Order and interpret diagnostic tests based on the clinical presentation including: CBC, Chest X ray PA view, Mantoux, sputum gram stain, sputum culture and sensitivity, pleural fluid examination and culture, HIV testing and ABG.

27	DR. SANDIP ASHOK BHARUDE	19/07/2024	CLINIC IM 3.8, IM 3.9, IM 3.10	Demonstrate in a mannequin and interpret results of an arterial blood gas examination. Demonstrate in a mannequin and interpret results of a pleural fluid aspiration. Demonstrate the correct technique in a mannequin and interpret results of a blood culture.
28	DR. YOUSUF KHAN SHABBIR KHAN	19/07/2024	SGT IM 1.6	Describe, discuss and differentiate the processes involved in R Vs L heart failure, systolic vs diastolic failure, Describe and discuss the compensatory mechanisms involved in heart failure including cardiac remodeling and neuro-hormonal adaptations
29	DR. BHUSHAN ROHIDAS CHOPADE	19/07/2024	SGT IM 4.16	Perform and interpret a malarial smear
30	DR. DEVENDRA VIJAY BORGANOKAR	20/07/2024	CLINIC IM 3.11, IM3.18, IM 3.13	Describe and enumerate the indications for further testing including HRCT, Viral cultures, PCR and specialised testing. Communicate and counsel patient on family on the diagnosis and therapy of pneumonia. Select, describe and prescribe based on culture and sensitivity appropriate empirical antimicrobial based on the pharmacology and antimicrobial spectrum.
31	DR. CHIMUTAI BALKRUSHNA CHINTE	20/07/2024	Lecture IM 4.18	Observe and assist in the performance of a bone marrow aspiration and biopsy in a simulated environment
32	DR. DIPAK SURESH BHATE	22/07/2024	CLINIC IM 3.14, IM 3.18, IM 4.9	Perform and interpret a sputum gram stain AFB. Communicate and counsel patient on family on the diagnosis and therapy of pneumonia.
33	DR. DINESHSING DILIPSING PATIL	22/07/2024	Lecture IM 21.6	Describe the medico legal aspects of suspected suicidal or homicidal poisoning and demonstrate the correct procedure to write a medico legal report on a suspected poisoning
34	DR. AMIT MADHAV ARSODE	23/07/2024	CLINIC IM 4.10, IM 4.11, IM 4.13	Perform a systematic examination that establishes the diagnosis and severity of presentation that includes: general skin mucosal and lymph node examination, chest and abdominal examination (including examination of the liver and spleen). Generate a differential diagnosis and prioritise based on clinical features that help distinguish between infective, inflammatory, malignant and rheumatologic causes.

35	DR. SWAPNIL ARVIND SAMBAPURE	24/07/2024	CLINIC IM 4.14, IM 4.15, IM 4.19	Perform and interpret a sputum AFB. Perform and interpret a malarial smear. the collection of blood and wound cultures.	Assist in
36	DR. NIKHIL RAMESHRAO KALASARE	24/07/2024	SGT IM 11.1	Definition, classification of Diabetes; Epidemiology, Pathogenesis, Genetics, Risk factors and Clinical evolution of Type-1 & -2 DM	
37	DR. MAHESH MANIKRAO SHINDE	25/07/2024	CLINIC IM 4.20, IM 4.24, IM 4.25	Interpret a PPD (Mantoux). Develop an appropriate empiric treatment plan based on the patient's clinical and immune status pending definitive diagnosis. Communicate to the patient and family the diagnosis and treatment	Develop
38	DR. NITIN SAMADHAN GAIKWAD	26/07/2024	CLINIC IM 4.26, IM 5.9, IM 5.10	Counsel the patient on malarial prevention. Elicit document and present a medical history that helps delineate the aetiology of the current presentation and includes clinical presentation, risk factors, drug use, sexual history, vaccination history and family history. Perform a systematic examination that establishes the diagnosis and severity that includes nutritional status, mental status, jaundice, abdominal distension ascites, features of portosystemic hypertension and hepatic encephalopathy.	
39	DR. ATUL GUNVANTRAO SARODE	26/07/2024	SGT IM 1.8	Describe and discuss the pathogenesis and development of common arrhythmias involved in failure particularly atrial fibrillation	
40	DR. SARANG CHIMANLAL DAHYABHAI	26/07/2024	SGT IM 11.2	Enumerate, elicit, describe and document clinical features in patients with personality disorders	
41	DR. PALLAVI BHIMRAO SURYAVANSHI	27/07/2024	CLINIC IM 5.11, IM 5.15, IM 6.7	Investigation (endoscopy, colonoscopy, imaging) and treatment of GI bleed including pharmacotherapy of acid peptic disease (including H.pylori), pressors, endoscopic interventions and surgery and appropriate level of specialist consultation. document and present a medical history that helps delineate the aetiology of the current presentation and includes risk factors for HIV, mode of infection, other sexually transmitted diseases, risks for opportunistic infections and nutritional status.	Elicit
42	DR. SURAJ VISHNU BHOLE	27/07/2024	Lecture IM 11.3	Enumerate and describe the indications and interpret laboratory and other tests used in personality disorders.	

43	DR. JAGANNATH UDDHAVRAO JARE	29/07/2024 /	CLINIC IM 6.8 , IM 6.9 , IM 6.10	Generate a differential diagnosis and prioritise based on clinical features that suggest a specific aetiology for the presenting symptom. Describe and discuss the pathogenesis, evolution and clinical features of common HIV related opportunistic infections, malignancies, skin and oral lesions, Choose and interpret appropriate diagnostic tests to diagnose and classify the severity of HIV-AIDS including specific tests of HIV, CDC.
44	DR. SANDIP ASHOK BHARUDE	29/07/2024 /	Lecture IM 22.1	Enumerate the causes of hypercalcemia and distinguish the features of PTH vs non PTH mediated hypercalcemia
45	DR. YOUSUF KHAN SHABBIR KHAN	30/07/2024 /	CLINIC IM 6.14 , IM 6.19 , IM 6.20	Describe and discuss the aetiology of acute and chronic diarrhea including infectious and noninfectious causes, Distinguish between diarrhea and dysentery based on clinical features, Describe and enumerate the indications, pharmacology and side effects of pharmacotherapy for parasitic, bacterial and viral causes of diarrhea. Counsel patients on prevention of HIV transmission . Communicate diagnosis, treatment plan and subsequent follow up plan to patients.
46	DR. BHUSHAN ROHIDAS CHOPADE	31/07/2024 /	CLINIC IM 6.21, IM 6.22 , IM 7.11	Communicate with patients on the importance of medication adherence. Demonstrate understanding of ethical and legal issues regarding patient confidentiality and disclosure in patients with HIV. Elicit document and present a medical history that will differentiate the aetiologies of disease.
47	DR. DEVENDRA VIJAY BORGONKAR	31/07/2024	SGT 11.5	Pathogenesis, temporal evolution of microvascular and macrovascular complications of diabetes (Neuropathy, Nephropathy, Retinopathy, HTN,

Dep. Of General Medicine

1. Number of lectures /small group teachings / self-directed learning sessions /clinics /etc taken and topics covered in last academic Year (attach additional sheet, if required) (Major)

S.No.	Faculty Name	Date	Lecture. SGD SDL. CLINIC Others	Topic Cover
1	DR. DINESH EKNATH NEHETE	01/06/2024	CLINIC IM 1.29, IM 3.0 , IM 2.6	Orientation to General Exam. Elicit document and present an appropriate history that includes onset evolution, presentation risk factors, family history, comorbid conditions, complications, medication, history of atherosclerosis, IHD and coronary syndromes
2	DR. SARANG CHIMANLAL DAHYABHAI	01/06/2024 2 to 3	Lect IM 13.6	Describe the common issues encountered in patients at the end of life and principles of management, Describe and distinguish the difference between curative and palliative care in patients with cancer, Describe and discuss the ethical and the medico legal issues involved in end of life care, Describe the therapies used in alleviating suffering in patients at the end of life
3	DR. TEJENDRA SUKDEO CHAUDHARI	03/06/2024	CLINIC IM 2.7 , IM2.8 , IM 2.9	Perform, demonstrate and document a physical examination including a vascular and cardiac examination that is appropriate for the clinical presentation. Generate document and present a differential diagnosis based on the clinical presentation and prioritise based on "cannot miss", most likely diagnosis and severity. Distinguish and differentiate between stable and unstable angina and AMI based on the clinical presentation.
4	DR. CHANDRAKANT JAMSING BARELA	03/06/2024 8 to 9	Lect IM 20.3	Describe the initial approach to the stabilisation of the patient who presents with snake bite
5	DR. KHEMCHANDRA DHANRAJ BOROLE	04/06/2024	CLINIC IM 2.10, IM 2.11, IM 2.21	Order, perform and interpret an ECG. Order and interpret a Chest Xray and markers of acutem myocardial infarction. Describe discuss and counsel patients appropriately on smoking cessation.
6	DR. PANKAJ RAMCHANDRA MAHAJAN	05/06/2024 3 to 5	CLINIC IM 2.22, IM 2.24, IM 3.4	Demonstrate and counsel patient on the correct use of inhalers. Counsel and communicate to patients with empathy lifestyle changes in atherosclerosis / post coronary syndromes. Elicit document and present an appropriate history including the evolution, risk factors including immune status and occupational risk.
7	DR. CHETAN RAMESH CHAUDHARI	05/06/2024 3 to 5	SGT 14.2	Generate a differential diagnosis based on the presenting symptoms and clinical features and prioritise based on the most likely diagnosis

Dr. C. D. S. J. S. J.  
M.D. (General Medicine)  
ASSOCIATE PROFESSOR  
DEPT. OF GENERAL MEDICINE  
D.U.P.M.C. & H., JALGAON

8	DR. SMITA SANDEEP PATIL	06/06/2024	CLINIC IM 3.5, IM 3.6, IM 3.7	Perform, document and demonstrate a physical examination including general examination and appropriate examination of the lungs that establishes the diagnosis, complications and severity of disease. Generate document and present a differential diagnosis based on the clinical features, and prioritise the diagnosis based on the presentation. Order and interpret diagnostic tests based on the clinical presentation including: CBC, Chest X ray PA view, Mantoux, sputum gram stain, sputum culture and sensitivity, pleural fluid examination and culture, HIV testing and ABG.
9	DR. DILIP ONKAR PATIL	07/06/2024	CLINIC IM 3.8, IM 3.9, IM 3.10	Demonstrate in a mannequin and interpret results of an arterial blood gas examination. Demonstrate in a mannequin and interpret results of a pleural fluid aspiration. Demonstrate the correct technique in a mannequin and interpret results of a blood culture.
10	DR. AMOL DEVIDASRAO KOTHALKAR	07/06/2024 12 to 1	SGT IM 16.17	Distinguish based on the clinical presentation Crohn's disease from Ulcerative Colitis, Describe and enumerate the indications, pharmacology and side effects of pharmacotherapy including immunotherapy, the indications for surgery in inflammatory bowel disease
11	DR. RAHUL VASUDEO JAWALE	07/06/2024 2 to 3	SGT IM 14.4	Identify and describe the peripheral smear in microcytic anemia
12	DR. AMOL MAHESH PHIRKE	08/06/2024	CLINIC IM 3.11, IM 3.18, IM 3.13	Describe and enumerate the indications for further testing including HRCT, Viral cultures, PCR and specialised testing. Communicate and counsel patient on family on the diagnosis and therapy of pneumonia. Select, describe and prescribe based on culture and sensitivity appropriate empirical antimicrobial based on the pharmacology and antimicrobial spectrum.
13	DR. SANJAY PANDHARINATH PATIL	08/06/2024 2 to 3	SGT IM 14.4	Elicit and document and present an appropriate history that includes the natural history, dietary history, modifiable risk factors, family history, clues for secondary causes and motivation to lose weight
14	DR. ABHAY BHANUDAS JOSHI	10/06/2024	CLINIC IM 3.14, IM 3.18, IM 4.9	Perform and interpret a sputum gram stain AFB. Communicate and counsel patient on family on the diagnosis and therapy of pneumonia.
15	DR. ASHISH SANJAY SARODE	10/06/2024 8 to 9	Lect IM 20.7	Enumerate the indications and describe the pharmacology, dose, adverse reactions, hypersensitivity reactions of anti snake venom

16	DR. UMANG BHARAT PATIL	11/06/2024	Clinic IM 4.10 , IM 4.11 , IM 4.13	Perform a systematic examination that establishes the diagnosis and severity of presentation that includes: general skin mucosal and lymph node examination, chest and abdominal examination (including examination of the liver and spleen). Generate a differential diagnosis and prioritise based on clinical features that help distinguish between infective, inflammatory, malignant and rheumatologic causes.
17	DR. VAIBHAV ANIL PATIL	12/06/2024	2103 Clinic IM 4.14, IM 4.15, IM 4.19	Perform and interpret a sputum AFB. Perform and interpret a malarial smear. Assist in the collection of blood and wound cultures.
18	DR. ANSARI BASHEERUDDIN SHAMSUDDIN	12/06/2024	2103 SGT IM 14.13	Natural history, complications, laboratory tests , pharmacotherapy and bariatric surgery of obesity and prevention of obesity
19	DR. NITIN LAXMAN CHAUDHARI	13/06/2024	12101 Clinic IM 4.20, IM 4.24, IM 4.25	Interpret a PPD (Mantoux) Develop an appropriate empiric treatment plan based on the patient's clinical and immune status pending definitive diagnosis. Communicate to the patient and family the diagnosis and treatment
20	DR. RAJESH TUKARAM MANWATKAR	14/06/2024	12101 Clinic IM 4.26, IM 5.9 , IM 5.10	Counsel the patient on malarial prevention. Elicit document and present a medical history that helps delineate the aetiology of the current presentation and includes clinical presentation, risk factors, drug use, sexual history, vaccination history and family history. Perform a systematic examination that establishes the diagnosis and severity that includes nutritional status, mental status, jaundice, abdominal distension ascites, features of portosystemic hypertension and hepaticencephalopathy.
21	DR. TEJAS DILIP RANE	14/06/2024	2103 SGT IM 8.2	Describe, discuss and identify target organ damage due to hypertension, Determine the need for specialist consultation
22	DR. HARSHAL SURENDRA PATIL	14/06/2024	12101 SGT IM 14.14	Natural history, complications, laboratory tests , pharmacotherapy and bariatric surgery of obesity and prevention of obesity

23	DR. ASHWINI VILAS JAYBHAYE	15/06/2024 2023	Clinic IM 5.11, IM 5.15, IM 6.7	Investigation (endoscopy, colonoscopy, imaging) and treatment of GI bleed including pharmacotherapy of acid peptic disease (including H. pylori), pressors, endoscopic interventions and surgery and appropriate level of specialist consultation. document and present a medical history that helps delineate the aetiology of the current presentation and includes risk factors for HIV, mode of infection, other sexually transmitted diseases, risks for opportunistic infections and nutritional status.	Elicit
24	DR. VIVEK DIVAKAR CHAUDHARI	15/06/2024 2023	SGT IM 14.15	Natural history, complications, laboratory tests , pharmacotherapy and bariatric surgery of obesity and prevention of obesity	
<b>17-06-2024 Bakri Eid Holiday</b>					
25	DR. PALLAVI BHIMRAO SURYAVANSHI	18/06/2024	Clinic IM 6.14 , IM 6.19 , IM 6.20	Describe and discuss the aetiology of acute and chronic diarrhea including infectious and noninfectious causes, Distinguish between diarrhea and dysentery based on clinical features, Describe and enumerate the indications, pharmacology and side effects of pharmacotherapy for parasitic, bacterial and viral causes of diarrhea. Counsel patients on prevention of HIV transmission . Communicate diagnosis, treatment plan and subsequent follow up plan to patients.	
26	DR. SARANG CHIMANLAL DAHYABHAI	19/06/2024	Clinic IM 6.21, IM 6.22 , IM 7.11	Communicate with patients on the importance of medication adherence. Demonstrate understanding of ethical and legal issues regarding patient confidentiality and disclosure in patients with HIV. Elicit document and present a medical history that will differentiate the aetiologies of disease.	
	DR. SURAJ VISHNU BHOLE	19/06/2024 2023	SGT IM 15.2	Physiological effects, Evaluation and steps in stabilizing a patient with acute volume loss due to GI bleed; including blood and component transfusion	

27	DR. JAGANNATH UDDHAVRAO JARE	20/06/2024	Clinic IM 7.12 , IM 7.14 , IM 7.15	Classify migraine and describe the distinguishing features between classical and non-classical forms of migraine. Describe the indications, pharmacology, dose, side effects of abortive therapy and prophylactic therapy in migraine. Describe appropriate diagnostic workup and treatment plan for rheumatological diseases. Enumerate Systemic manifestations of rheumatological diseases. Describe appropriate diagnostic workup and treatment plan for rheumatological diseases. Enumerate Systemic manifestations of rheumatological diseases.
28	DR. SANDIP ASHOK BHARUDE	21/06/2024	Clinic IM 7.16, IM 7.17, IM 7.18	Articular from periarticular symptoms; Signs and symptoms of articular and periarticular diseases, Indications for Arthrocentesis. Enumerate the indications and interpret plain radiographs of joints. Communicate diagnosis, treatment plan and subsequent follow up plan to patients.
29	DR. YOUSUF KHAN SHABBIR KHAN	21/06/2024 12 + 01	SGT IM 8.4	Perform a systematic examination that includes : an accurate measurement of blood pressure, fundus examination, examination of vasculature and heart
30	DR. BHUSHAN ROHIDAS CHOPADE	21/06/2024 2 + 03	Lect SGT IM15.3	Etiology and distinguishing features of UGI and LGI Bleed
31	DR. DEVENDRA VIJAY BORGAEONKAR	22/06/2024	Clinic IM 7.19, IM 7.20, IM 7.21	Select, prescribe and communicate appropriate medications for relief of joint pain. Select, prescribe and communicate preventive therapy for crystalline arthropathies
32	DR. CHIMUTAI BALKRUSHNA CHINTE	22/06/2024 2 + 03	Lect IM15.6	Etiology and distinguishing features of UGI and LGI Bleed
33	DR. DIPAK SURESH BHATE	24/06/2024	Clinic IM 7.22, IM 7.24, IM 7.25	Select, prescribe and communicate treatment option for systemic rheumatologic conditions. Communicate and incorporate patient preferences in the choice of therapy. Develop and communicate appropriate follow up and monitoring plans for patients with rheumatologic conditions
34	DR. DINESHSING DILIPSING PATIL	24/06/2024 3 + 09	Lect IM 20.9	Perform a systematic examination, document and present a physical examination that includes general examination, local examination, appropriate cardiac and neurologic examination



**Dep. Of General Medicine**

**1. Number of lectures /small group teachings / self-directed learning sessions /clinics /etc taken and topics covered in last academic Year (attach additional sheet, if required) (Major)**

S.No.	Faculty Name	Date	Lecture. SGD SDL CLINIC Others	Topic Cover
1	Dr. C.D Sarang	02/05/2024	Clinic IM 12.7, IM 12.8 , IM 12.9	Demonstrate the correct technique to palpate the thyroid. Order and interpret diagnostic testing based on the clinical diagnosis including CBC, thyroid function tests and ECG and radio iodine uptake and scan
2	Dr. Vaibhav Patil	02/05/2024 12 to 1	Lect IM 16.11	Diagnosis of acute diarrhea (Stool culture & Blood culture); Diagnosis of chronic diarrhea (Antibodies, colonoscopy, imaging & biopsy)
3	Dr. C. A Kante	03/05/2024	Clinic IM 12.10, IM 12.11, IM 12.15	Epidemiology, pathogenesis, genetic basis of Hypothyroidism, interpretation of TFT, Pharmacotherapy, indication, ADR of Thyroxine. Iodization programmes of Govt of India.
4	Dr. Vaibhav Patil	03/05/2024 12 to 1	SGT IM 16.12	Diagnosis of acute diarrhea (Stool culture & Blood culture); Diagnosis of chronic diarrhea (Antibodies, colonoscopy, imaging & biopsy)
5	Dr.Suraj Bhole	03/05/2024 2 to 3	SGT IM 7.16	Enumerate the indications for arthrocentesis
6	Dr. Jeevak Kakde	04/05/2024	Clinic IM 13.7, IM 13.8, IM 13.9	Perform and demonstrate a physical examination that includes an appropriate general and local examination that excludes the diagnosis, extent spread and complications of cancer.
7	Dr.Suraj Bhole	04/05/2024 2 to 3	Lect IM 7.27	Determine the need for specialist consultation
8	Dr. Kaleem Sayed	06/05/2024	Clinic IM 13.10 , IM 13.11, IM 13.12	Epidemiology, Genetic Basis, Risk factors for common malignancies in India; Infections causing cancer.
9	Dr. C. A Kante	06/05/2024 8 to 9	SGT IM 5.6	Pathophysiology, evolution, management and Complication of cirrhosis and portal hypertension, indications for hepatic transplantation
10	Dr. Vishal Chavhan	07/05/2024	Clinic IM 13.13, IM 13.14, IM 13.15	Describe the indications for surgery, radiation and chemotherapy for common malignancies Describe the need, tests involved, their utility in the prevention of common malignancies

**Dr.C.D.SARANG**  
 M.D.(MEDICINE)  
 ASSOCIATE PROFESSOR  
 DEPT. OF GENERAL MEDICINE  
 D.U.P.M.C. & H.,JALGAON

11	Dr. Suraj Bhole	08/05/2024 2105	SGT IM 13.1	Epidemiology, Genetic Basis, Risk factors for common malignancies in India; Infections causing cancer
12	Dr. Suraj Bhole	08/05/2024 2105	SGT IM 13.2	Enumerate, elicit, describe and document clinical features in patients with magnitude and etiology of psychosexual and gender identity disorders
13	Dr. C.D Sarang	09/05/2024	Clinic IM 13.9, IM 14.8, IM 14.6	Generate a differential diagnosis based on the presenting symptoms and clinical features and prioritise based on the most likely diagnosis. Elicit and document and present an appropriate history that includes the natural history, dietary history, modifiable risk factors, family history, clues for secondary causes and motivation to lose weight
14	Dr. Vaibhav Patil	09/05/2024 12101	Lect IM 16.13	Describe and discuss the aetiology of acute and chronic diarrhea including infectious and noninfectious causes, Distinguish between diarrhea and dysentery based on clinical features, Describe and enumerate the indications, pharmacology and side effects of pharmacotherapy for parasitic, bacterial and viral causes of diarrhea
15	Dr. C. A Kante	10/05/2024 12102	Clinic IM 14.7, IM 14.8, IM 14.5	Natural history, complications, laboratory tests , pharmacotherapy and bariatric surgery of obesity and prevention of obesity Perform, document and demonstrate a physical examination based on the history that includes general examination, measurement of abdominal obesity, signs of secondary causes and comorbidities Generate a differential diagnosis based on the presenting symptoms and clinical features and prioritise based on the most likely diagnosis
16	Dr. Vaibhav Patil	10/05/2024 2105	SGT IM 16.14	Describe and enumerate the indications, pharmacology and side effects of pharmacotherapy for bacterial and viral diarrhea

**Dr. C. D. SARANG**  
M.D.(MEDICINE)  
ASSOCIATE PROFESSOR  
DEPT. OF GENERAL MEDICINE  
D.U.P.M.C. & H., JALGAON

17	Dr. Suraj Bhole	10/05/2024 12-10-24	SGT IM 13.12	Describe the indications and interpret the results of Chest X Ray, mammogram, skin and tissue biopsies and tumor markers used in common cancers
18	Dr. Akash	11/05/2024 2-10-24	Clinic IM 14.10, IM 14.11, IM 14.12	Natural history, complications, laboratory tests, pharmacotherapy and bariatric surgery of obesity and prevention of obesity
19	Dr. Suraj Bhole	11/05/2024 2-10-24	Lect IM 13.3	Epidemiology, Genetic Basis, Risk factors for common malignancies in India; Infections causing cancer
20	<b>13 May Election Holiday</b>			
21	Dr. Akash Jadhav	14/05/2024	Clinic IM 1.13, IM 1.14	Measure the blood pressure accurately, recognise and discuss alterations in blood pressure in valvular heart disease and other causes of heart failure and cardiac tamponade. Demonstrate and measure jugular venous distension.
22	Dr. Dinesh Chaudhari	15/05/2024 2-10-24	Clinic IM 1.15, IM 1.16	Identify and describe the timing, pitch quality conduction and significance of precordial murmurs and their variations. Generate a differential diagnosis based on the clinical presentation and prioritise it based on the most likely diagnosis.
23	Dr. Suraj Bhole	15/05/2024 2-10-24	SGT 13.4	Natural history, presentation, course, complication and cause of death for common cancers
24	Dr. Suraj Bhole	15/05/2024 3-10-24	SGT 13.5	Describe the common issues encountered in patients at the end of life and principles of management, Describe and distinguish the difference between curative and palliative care in patients with cancer, Describe and discuss the ethical and the medico legal issues involved in end of life care, Describe the therapies used in alleviating suffering in patients at the end of life
<b>16/5/2024 To 30/05/2024 Summer vacation</b>				

**Dr. C. D. SARANG**  
 M.D.(MEDICINE)  
 ASSOCIATE PROFESSOR  
 DEPT. OF GENERAL MEDICINE  
 D.U.P.M.C. & H., JALGAON

25	Dr. Kante Sir	31/05/2024	Clinic IM 1.26, IM 1.27 , IM 1.28	<p>Develop document and present a management plan for patients with heart failure based on type of failure, underlying aetiology.</p> <p>Calculate energy content of different food items, identify food items with high and low glycemic index and explain the importance of these in the diet.</p> <p>Enumerate the causes of adult presentations of congenital heart disease and describe the distinguishing features between cyanotic and acyanotic heart disease.</p>
26	Dr. Vaibhav Patil	31/05/2024 12 10 1	SGT 16.15	<p>Distinguish based on the clinical presentation Crohn's disease from Ulcerative Colitis, Describe and enumerate the indications, pharmacology and side effects of pharmacotherapy including immunotherapy, the indications for surgery in inflammatory bowel disease</p>
27	Dr.Suraj Bhole	31/05/2024 210 3	SGT 15.13	Observe cross matching and blood / blood component transfusion

Dr. C. D. SARANG

ASSISTANT PROFESSOR  
DEPT. OF MEDICINE  
D.U.P.M.C. ...

## Dep. Of General Medicine

### 1. Number of lectures /small group teachings / self-directed learning sessions /clinics /etc taken and topics covered in last academic Year (attach additional sheet, if required) (Major)

S.No.	Faculty Name	Date	Lecture. SGD SDL CLINIC Others	Topic Cover
1	Dr. Tushar Patil	01/04/2024 8 to 9	CLINIC IM 3.14, IM 3.18, IM 4.9	Perform and interpret a sputum gram stain AFB. Communicate and counsel patient on family on the diagnosis and therapy of pneumonia.
2	Dr. C. D. Sarang	01/04/2024 8 to 9	LECTURE 18.14, 18.15	Describe the initial management of a hemorrhagic stroke. Enumerate the indications for surgery in a hemorrhagic stroke.
3	Dr. C. A. Kante	02/04/2024	CLINIC IM 4.10, IM 4.11, IM 4.13	Perform a systematic examination that establishes the diagnosis and severity of presentation that includes: general skin mucosal and lymph node examination, chest and abdominal examination (including examination of the liver and spleen). Generate a differential diagnosis and prioritise based on clinical features that help distinguish between infective, inflammatory, malignant and rheumatologic causes.
4	Dr. C. D. Sarang	03/04/2024	Clinic IM 4.14, IM 4.15, IM 4.19	Perform and interpret a sputum AFB. Perform and interpret a malarial smear. Assist in the collection of blood and wound cultures.
5	Dr. C. A. Kante	03/04/2024 2 to 3	SGT 10.25	Identify and describe the priorities in the management of ARF including diet, volume management, alteration in doses of drugs, monitoring and indications for dialysis
6	Dr. Pankaj Mahajan	03/04/2024 3 to 5	SGT 10.25	Identify and describe the priorities in the management of ARF including diet, volume management, alteration in doses of drugs, monitoring and indications for dialysis
7	Dr. Suraj Bhole	04/04/2024	CLINIC IM 4.20, IM 4.24, IM 4.25	Interpret a PPD (Mantoux). Develop an appropriate empiric treatment plan based on the patient's clinical and immune status pending definitive diagnosis. Communicate to the patient and family the diagnosis and treatment

**Dr. C. D. SARANG**  
M.D. (MEDICINE)  
ASSOCIATE PROFESSOR  
DEPT. OF GENERAL MEDICINE  
D.U.P.M.C. & H., JALGAON

8	Dr. Tushar Patil	04/04/2024 2024	LECTURE 15.2	Enumerate, describe and discuss the evaluation and steps involved in stabilizing a patient who presents with acute volume loss and GI bleed
9	Dr. C. A. Kante	05/04/2024	CLINIC IM 4.26, IM5.9, IM 5.10	Counsel the patient on malarial prevention and present a medical history that helps delineate the aetiology of the current presentation and includes clinical presentation, risk factors, drug use, sexual history, vaccination history and family history. <span style="float: right;">Elicit document</span> Perform a systematic examination that establishes the diagnosis and severity that includes nutritional status, mental status, jaundice, abdominal distension ascites, features of portosystemic hypertension and hepatic encephalopathy. <span style="float: right;">Perform a systematic</span>
10	Dr. Tushar Patil	05/04/2024 2024	LECTURE 15.3	Describe and discuss the physiologic effects of acute blood and volume loss
	Dr. Suraj Bhole	05/04/2024 2023	SGT 10.26	Describe and discuss supportive therapy in CKD including diet, anti hypertensives, glycemic therapy, dyslipidemia, anemia, hyperkalemia, hyperphosphatemia and secondary hyperparathyroidism
11	Dr. C. D. Sarang	06/04/2024	CLINIC IM 5.11, IM 5.15, IM 6.7	Investigation (endoscopy, colonoscopy, imaging) and treatment of GI bleed including pharmacotherapy of acid peptic disease (including H.pylori), pressors, endoscopic interventions and surgery and appropriate level of specialist consultation. <span style="float: right;">Elicit document</span> and present a medical history that helps delineate the aetiology of the current presentation and includes risk factors for HIV, mode of infection, other sexually transmitted diseases, risks for opportunistic infections and nutritional status.
12	Dr. C. D. Sarang	06/04/2024 2024	SGT 10.27	Describe and discuss the indications for renal dialysis

13	Dr. C. A. Kante	08/04/2024	CLINIC IM 6.8 , IM 6.9 , IM 6.10	Generate a differential diagnosis and prioritise based on clinical features that suggest a specific aetiology for the presenting symptom. Describe and discuss the pathogenesis, evolution and clinical features of common HIV related opportunistic infections, malignancies, skin and oral lesions. Choose and interpret appropriate diagnostic tests to diagnose and classify the severity of HIV-AIDS including specific tests of HIV, CDC.
14	Dr. Tushar Patil	08/04/2024 8 to 9	LECTURE 17.1, 17.16	Define and classify headache and describe the presenting features, precipitating factors, aggravating and relieving factors of various kinds of headache.
15	Dr. Umang Patil	09/04/2024	CLINIC IM 6.14 , IM 6.19 , IM 6.20	Describe and discuss the aetiology of acute and chronic diarrhea including infectious and noninfectious causes, Distinguish between diarrhea and dysentery based on clinical features, Describe and enumerate the indications, pharmacology and side effects of pharmacotherapy for parasitic, bacterial and viral causes of diarrhea. Counsel patients on prevention of HIV transmission . Communicate diagnosis, treatment plan and subsequent follow up plan to patients.
16	Dr. Suraj Bhole	10/04/2024	CLINIC IM 6.21, IM 6.22 , IM 7.11	Communicate with patients on the importance of medication adherence. Demonstrate understanding of ethical and legal issues regarding patient confidentiality and disclosure in patients with HIV. Elicit document and present a medical history that will differentiate the aetiologies of disease.
17	Dr. C. A. Kante	10/04/2024	SGT 10.28	Describe and discuss the indications for renal replacement therapy
18	Dr. Tushar Patil	10/04/2024 3 to 5	SGT 10.29	Describe discuss and communicate the ethical and legal issues involved in renal replacement therapy

19	Dr. C. A. Kante	11/04/2024	CLINIC IM 7.12 , IM 7.14 , IM 7.15	Classify migraine and describe the distinguishing features between classical and non-classical forms of migraine. Describe the indications, pharmacology, dose, side effects of abortive therapy and prophylactic therapy in migraine. Describe appropriate diagnostic workup and treatment plan for rheumatological diseases. Enumerate Systemic manifestations of rheumatological diseases. Describe appropriate diagnostic workup and treatment plan for rheumatological diseases. Enumerate Systemic manifestations of rheumatological diseases.
20	Dr. Suraj Bhole	11/04/2024 12 to 1	LECTURE 15.1	Enumerate the indications for endoscopy, colonoscopy and other imaging procedures in the investigation of Upper GI bleeding
21	Dr. Tushar Patil	12/04/2024	CLINIC IM 7.16, IM 7.17, IM 7.18	Articular from periarticular symptoms; Signs and symptoms of articular and periarticular diseases, Indications for Arthrocentesis. Enumerate the indications and interpret plain radiographs of joints. Communicate diagnosis, treatment plan and subsequent follow up plan to patients.
22	Dr. Nitin Chaudhari	12/04/2024 12 to 1	LECTURE 15.11	Develop, document and present a treatment plan that includes fluid resuscitation, blood and blood component transfusion, and specific therapy for arresting blood loss
23	Dr. Tushar Patil	12/04/2024 2 to 2	SGT 6.8	Choose and interpret diagnostic tests based on the clinical diagnosis including complete blood count, and stool examination
24	Dr. Rajesh Manwatkar	13/04/2024 2 to 3	CLINIC IM 7.19, IM 7.20, IM 7.21	Select, prescribe and communicate appropriate medications for relief of joint pain. Select, prescribe and communicate preventive therapy for crystalline arthropathies
25	Dr. Suraj Bhole	13/04/2024 2 to 3	SGT 6.9	Choose and interpret appropriate diagnostic tests to diagnose and classify the severity of HIV-AIDS including specific tests of HIV, CDC
26	Dr. C. A. Kante	15/04/2023	CLINIC IM 7.22, IM 7.24, IM 7.25	Select, prescribe and communicate treatment option for systemic rheumatologic conditions. Communicate and incorporate patient preferences in the choice of therapy. Develop and communicate appropriate follow up and monitoring plans for patients with rheumatologic conditions

27	Dr. Tushar Patil	15/04/2023 2 to 3	LECTURE 19.1	Describe the functional anatomy of the locomotor system of the brain Demonstrate and understanding of the impact of rheumatologic conditions on quality of life, well being, work and family.
28	Dr. Tushar Patil	16/04/2024	CLINIC IM 7.26, IM 8.9 , IM 8.10	Elicit document and present a medical history that includes: duration and levels, symptoms, comorbidities, lifestyle, risk factors, family history, psychosocial and environmental factors, dietary assessment, previous and concomitant therapy. .Perform a systematic examination that includes : an accurate measurement of blood pressure, fundus examination, examination of vasculature and heart
29	Dr. C. D. Sarang	17/04/2024	CLINIC IM 8.11, IM 8.15, IM 8.16	Generate a differential diagnosis and prioritise based on clinical features that suggest a specific aetiology. Recognise, prioritise and manage hypertensive emergencies. Develop and communicate to the patient lifestyle modification including weight reduction, moderation of alcohol intake, physical activity and sodium intake.
30	Dr. Tushar Patil	17/04/2024 2 to 3	SGT 6.16	Discuss and describe the principles of HAART, the classes of antiretrovirals used, adverse reactions and interactions
31	Dr. C. D. Sarang	17/04/2024 2 to 5	SGT 6.17	Discuss and describe the principles and regimens used in post exposure prophylaxis
32	Dr. Suraj Bhole	18/04/2024	CLINIC IM 8.17, IM 8.18, IM 8.19	Generate a differential diagnosis and prioritise based on clinical features that suggest a specific aetiology. Recognise, prioritise and manage hypertensive emergencies
33	Dr. C. A. Kante	18/04/2024 2 to 1	LECTURE 5.4	Describe and discuss the epidemiology, microbiology, immunology and clinical evolution of infective (viral) hepatitis
34	Dr. Tejas Rane	19/04/2024 1	CLINIC IM 9.3, IM 9.4 IM 9.5	Generate a differential diagnosis and prioritise based on clinical features that suggest a specific aetiology. Recognise, prioritise and manage hypertensive emergencies

35	Dr. C. D. Sarang	19/04/2024 12:40	LECTURE 5.6,5.16	Describe and discuss the pathophysiology, clinical evolution and complications of cirrhosis and portal hypertension including ascites, spontaneous bacterial peritonitis, hepatorenal syndrome and hepatic encephalopathy. and discuss the management of hepatitis, cirrhosis, portal hypertension, ascites spontaneous, bacterial peritonitis and hepatic encephalopathy
36	Dr. Tejendra Chaudhary	19/04/2024 7:40	SGT IM 6	Describe and discuss the symptoms and signs of acute HIV seroconversion
37	Dr. Tushar Patil	20/04/2024	CLINIC IM 9.6, IM 9.9, IM 9.10	Generate a differential diagnosis and prioritise based on clinical features that suggest a specific aetiology. Recognise, prioritise and manage hypertensive emergencies
38	Dr. C. D. Sarang	20/04/2024 2:40	SGT IM 6.22	Demonstrate understanding of ethical and legal issues regarding patient confidentiality and disclosure in patients with HIV
39	Dr. Suraj Bhole	22/04/2024	IM 9.13, IM 9.15, IM 9.16	Generate a differential diagnosis and prioritise based on clinical features that suggest a specific aetiology. Recognise, prioritise and manage hypertensive emergencies
40	Dr. Sandip Bharude	22/04/2024 8:40	LECTURE SGT 19.8	Discuss and describe the pharmacology, dose, side effects and interactions used in the drug therapy of Parkinson's syndrome
41	Dr. C. A. Kante	23/04/2024	CLINIC IM 9.19, IM 9.20, IM 10.12	Generate a differential diagnosis and prioritise based on clinical features that suggest a specific aetiology. Recognise, prioritise and manage hypertensive emergencies
42	Dr. Harshal Patil	24/04/2024	CLINIC IM 10.13, IM 10.14, IM 10.15	Generate a differential diagnosis and prioritise based on clinical features that suggest a specific aetiology. Recognise, prioritise and manage hypertensive emergencies
43	Dr. Suraj Bhole	25/04/2024	CLINIC IM 10.16, IM 10.17, IM 10.18	Describe the appropriate diagnostic work up based on the presumed aetiology, Enumerate the indications for and interpret the results of : renal function tests, calcium, phosphorus, PTH, urine electrolytes, osmolality, Anion gap, Describe and calculate indices of renal function based on available laboratories including FENa (Fractional Excretion of Sodium) and CrCl (Creatinine Clearance), Enumerate the indications and describe the findings in renal ultrasound

44	Dr. C. D. Sarang	26/04/2024	CLINIC IM 10.20, IM 10.21, IM 10.22	Describe and discuss the indications for and insert a peripheral intravenous catheter.
45	Dr. Tushar Patil	27/04/2024	CLINIC IM 10.23, IM 10.24, IM 11.7	Elicit document and present a medical history that will differentiate the aetiologies of diabetes including risk factors, precipitating factors, lifestyle, nutritional history, family history, medication history, co-morbidities and target organ disease.
46	<b>28/04/2024 30/04/2024 Samnvay 2024</b>			

**Dr. C. D. SARANG**  
 M.D. (MEDICINE)  
 ASSOCIATE PROFESSOR  
 DEPT. OF GENERAL MEDICINE  
 D.U.P.M.C. & H., JALGAON

## Dep. Of General Medicine

**1. Number of lectures /small group teachings / self-directed learning sessions /clinics /etc taken and topics covered in last academic Year (attach additional sheet, if required) (Major)**

S.No.	Faculty Name	Date	Lecture. SGD SDL CLINIC Others	Topic Cover
1	Dr. Aakash Jadhav	20/02/2024	Clinic IM. 1.13	Measure the blood pressure accurately, recognise and discuss alterations in blood pressure in valvular heart disease and other causes of heart failure and cardiac tamponade
2	Dr. Dinesh Chaudhary	21/02/2024	Clinic IM. 1.15	Generate a differential diagnosis based on the clinical presentation and prioritise it based on the most likely diagnosis
3	DR. NITIN LAXMAN CHAUDHARI	21/02/2024 2 to 3	SGT IM 16.11, IM 16.12	Diagnosis of acute diarrhea (Stool culture & Blood culture); Diagnosis of chronic diarrhea (Antibodies, colonoscopy, imaging & biopsy)
4	DR. SUNIL CHAUDHARI	21/02/2024 3 to 5	lecture IM 3.1	Define, discuss, describe and distinguish community acquired pneumonia, nosocomial pneumonia and aspiration pneumonia
5	Dr. C. D. Sarang	22/02/2024	Clinic IM. 1.18	Order and interpret diagnostic testing based on the clinical diagnosis including 12 lead ECG, Chest radiograph, blood cultures
6	DR. SHRINIVAS KULKARNI	22/02/2024 10 to 1	lecture IM 9.1, IM 9.2	Classification of anemia; Etiology & Prevalence
7	Dr. C. A Kante	23/02/2024	Clinic IM. 1.26	Develop document and present a management plan for patients with heart failure based on type of failure, underlying aetiology
8	DR. KHEMCHANDRA BOROLE	23/02/2024 12 to 1	lecture IM 9.1, IM 9.8, IM 9.21	Classification of anemia; Etiology & Prevalence Components of hemogram; Tests for Iron deficiency & Vit. B12 Deficiency. Determine the need for specialist consultation.
9	DR. DILIP PATIL	23/02/2024 2 to 3	SGT IM 6.1	Describe and discuss the symptoms and signs of acute HIV seroconversion
10	Dr. Tushar Patil	24/02/2024	Clinic IM. 1.11, 1.12	Elicit document and present an appropriate history, demonstrate correctly general examination, relevant clinical findings and formulate document and present a management plan for an adult patient presenting with a common form of congenital heart disease
11	DR. C. A KANTE	24/02/2024 2 to 3	SGT IM 6.3	Describe and discuss the relationship between CDC count and the risk of opportunistic infections

**Dr. C. D. SARANG**  
M.D.(MEDICINE)  
ASSOCIATE PROFESSOR  
DEPT. OF GENERAL MEDICINE  
D.U.P.M.C. & H., JALGAON

12	Dr. Hetvi Vaidya	26/02/2024	Clinic IM. 1.29	Perform, demonstrate and document a physical examination including a vascular and cardiac examination that is appropriate for the clinical presentation
13	DR. SARANG DAYBHAI	26/02/2024	lecture IM 18.1	Describe the functional and the vascular anatomy of the brain
14	Dr. Jeevak Kakde	27/02/2024	Clinic IM. 2.10	Order, perform and interpret an ECG
15	Dr.Sayed kaleemuddin	28/02/2024	Clinic IM. 2.22	Perform and demonstrate in a mannequin BLS
16	DR. PANKAJ MAJAHAN	28/02/2024 2+03	SGD IM 3.1	Define, discuss, describe and distinguish community acquired pneumonia, nosocomial pneumonia and aspiration pneumonia
17	DR.AMOL KOTHALKAR	28/02/2024 3+05	SGD IM3.2	Discuss and describe the etiologies of various kinds of pneumonia and their microbiology depending on the setting and immune status of the host, Discuss and describe the pathogenesis, presentation, natural history and complications of pneumonia
18	Dr. C. D. Sarang	29/02/2024	Clinic IM. 3.5	Perform, document and demonstrate a physical examination including general examination and appropriate examination of the lungs that establishes the diagnosis, complications and severity of disease
19	DR. ABHAY JOSHI	29/02/2024 12+01	lecture IM 9.11, IM9.12	Diagnostic plan for evaluation of anemia including BMA & Biopsy
20	Dr. C. A Kante	01/03/2024	Clinic IM. 3.8	Demonstrate in a mannequin and interpret results of an arterial blood gas examination
21	DR. TEJENDRA CHAUDHARI	01/03/2024 12+01	SGT IM 9.17	Indication for Blood transfusion & components; Precautions during transfusion including mismatch transfusion.
22	DR. CHETAN CHAUDHARI	01/03/2024 12+01	SGT IM 9.18	indication for Blood transfusion & components; Precautions during transfusion including mismatch transfusion.
23	Dr. Tushar Patil	02/03/2024	Clinic IM. 3.11	Order and interpret diagnostic testing based on the clinical diagnosis including CBC and stool occult blood and prostate specific antigen
24	DR. C. A KANTE	02/03/2024 2+03	lecture IM 3.2,IM 3.3	Discuss and describe the etiologies of various kinds of pneumonia and their microbiology depending on the setting and immune status of the host, Discuss and describe the pathogenesis, presentation, natural history and complications of pneumonia

25	Dr. Aakash Jadhav	04/03/2024	Clinic IM. 3.14	Describe the indications for surgery, radiation and chemotherapy for common malignancies
26	DR. ABHISHEKH FIRKE	04/03/2024 8 to 9	SGT IM 17.3, IM 17.11, IM 17.12	Classify migraine and describe the distinguishing features between classical and non-classical forms of migraine. Describe the indications, pharmacology, dose, side effects of abortive therapy and prophylactic therapy in migraine.
27	DR. RAHUL JAWALE	06/03/2024 2 to 3	lecture IM 16.15,	Distinguish based on the clinical presentation Crohn's disease from Ulcerative Colitis, Describe and enumerate the indications, pharmacology and side effects of pharmacotherapy including immunotherapy, the indications for surgery in inflammatory bowel disease
28	DR. VAIBHAV PATIL	06/03/2024 3 to 5	SGT IM 16.17	Distinguish based on the clinical presentation Crohn's disease from Ulcerative Colitis, Describe and enumerate the indications, pharmacology and side effects of pharmacotherapy including immunotherapy, the indications for surgery in inflammatory bowel disease
29	DR. ASHISH SARODE	07/03/2024 12 to 1	SGT IM 15.1, IM 15.6	Etiology and distinguishing features of UGI and LGI Bleed
30	DR. ANIKET CHATE	08/03/2024 12 to 1	SGT IM 3.2	Elicit, present and document an appropriate history including medication history in a patient undergoing Surgery as it pertains to a preoperative anaesthetic evaluation
31	DR. CHINTAN SHAH	08/03/2024 2 to 3	SGT IM 3.3	Demonstrate and document an appropriate clinical examination in a patient undergoing General Surgery
32	DR. SURAJ BHUTADA	09/03/2024 2 to 3	lecture IM 7.11	Orientation to medical history and examination of joints, muscle and skin rheumatological diseases
33	DR. ANSARI SHAMSUDDIN	11/03/2024 8 to 9	lecture IM 19.1	Describe the functional anatomy of the locomotor system of the brain
34	DR. C. A KANTE	13/03/2024 2 to 3	SGT IM 10.27	Describe and discuss the indications for renal dialysis, Describe and discuss the indications for renal replacement therapy
35	DR. ASHOK ACCHELAL DUBEY	13/03/2024	Clinic IM 6.10	Epidemiology, microbiology, immunology, clinical evolution of infective (viral) hepatitis and its management including vaccination.
36	DR. DILIP ONKAR PATIL	13/03/2024 9 to 10	SGT IM 6.11	Diagnosis of acute diarrhea (Stool culture & Blood culture); Diagnosis of chronic diarrhea (Antibodies, colonoscopy, imaging & biopsy)

37	DR. HARSHAL PATIL	13/03/2024 2 203	lecture IM 15.2, IM 15.3	Setting up IV infusion and calculating drip rate. a history and clinical examination and choose appropriate investigations in a patient with mental retardation.	Elicit and document
38	DR. VIVAK CHAUDHARI	14/03/2024 2 201	SGT IM 15.11	Setting up IV infusion and calculating drip rate	
39	DR. AVINASH S. KALE	16/03/2024 2 203	SGT IM 6.12	Diagnosis of acute diarrhea (Stool culture & Blood culture); Diagnosis of chronic diarrhea (Antibodies, colonoscopy, imaging & biopsy)	
40	Dr. Abdullah Momin	18/03/2024	Clinic IM 1.11, IM1.12	Perform and demonstrate a systematic examination based on the history that will help establish the diagnosis and estimate its severity including: measurement of pulse, blood pressure and respiratory rate, jugular venous forms and pulses, peripheral pulses, conjunctiva and fundus, lung, cardiac examination including palpation and auscultation with identification of heart sounds and murmurs, abdominal distension and splenic palpation.	Demonstrate peripheral pulse, volume, character, quality and variation in various causes of heart failure.
41	DR. SUNIL VASUDEO CHAUDHARI	18/03/2024 2 209	lecture IM 18.2	Classify cerebrovascular accidents and describe the aetiology, predisposing genetic and risk factors pathogenesis of hemorrhagic and non-hemorrhagic stroke	
42	Dr. Aakash Jadhav	19/03/2024	Clinic IM 1.13, IM 1.14	Measure the blood pressure accurately, recognise and discuss alterations in blood pressure in valvular heart disease and other causes of heart failure and cardiac tamponade.	Demonstrate and measure jugular venous distension.
43	Dr. Dinesh Chaudhary	20/03/2024	Clinic IM 1.15, IM 1.16	Identify and describe the timing, pitch quality conduction and significance of precordial murmurs and their variations. Generate a differential diagnosis based on the clinical presentation and prioritise it based on the most likely diagnosis.	
44	DR. ROHIT SHRIKANT AMBEKAR	20/03/2024 2 203	SGT IM 14.2	Demonstrate the correct technique of clinical examination in a suspected case of poisoning & prepare medicolegal report in a simulated/ supervised environment	
45	DR. SANJAY PANDHARINATH PATIL	20/03/2024 3 205	SGT IM 14.5	Natural history, complications, laboratory tests, pharmacotherapy and bariatric surgery of obesity and prevention of obesity	

46	Dr. C. D. Sarang	21/03/2024	Clinic IM 1.17, IM 1.18, IM 1.22	Order and interpret diagnostic testing based on the clinical diagnosis including 12 lead ECG, Chest radiograph, blood cultures. Perform and interpret a 12 lead ECG. Assist and demonstrate the proper technique in collecting specimen for blood culture
47	DR. C. A KANTE	21/03/2024 12-10-1	lecture IM 15.14, IM 15.16	Investigation (endoscopy, colonoscopy, imaging) and treatment of GI bleed including pharmacotherapy of acid peptic disease (including H.pylori), pressors, endoscopic interventions and surgery and appropriate level of specialist consultation.
48	Dr. C. A Kante	22/03/2024	Clinic IM 1.26, IM 1.27, IM 1.28	Develop document and present a management plan for patients with heart failure based on type of failure, underlying aetiology. Calculate energy content of different food items, identify food items with high and low glycemic index and explain the importance of these in the diet. Enumerate the causes of adult presentations of congenital heart disease and describe the distinguishing features between cyanotic and acyanotic heart disease.
49	DR. SUMIT RAMESHWAR SHEJOL	22/03/2024 12-10-1	SGT IM 15.17, IM15.10 12-1	Investigation (endoscopy, colonoscopy, imaging) and treatment of GI bleed including pharmacotherapy of acid peptic disease (including H.pylori), pressors, endoscopic interventions and surgery and appropriate level of specialist consultation.
50	DR. SMITA SANDEEP PATIL	22/03/2024	SGT IM 14.2	Demonstrate the correct technique of clinical examination in a suspected case of poisoning & prepare medicolegal report in a simulated/ supervised environment
51	Dr. Tushar Patil	23/03/2024	Clinic IM 1.29, IM 3.0, IM 2.6	Orientation to General Exam. Elicit document and present an appropriate history that includes onset evolution, presentation risk factors, family history, comorbid conditions, complications, medication, history of atherosclerosis, IHD and coronary syndromes
52	DR. SANDIP DATTATRAYA JOSHI	23/03/2024 2-10-3	lecture IM13.19	Describe the therapies used in alleviating suffering in patients at the end of life

53	Dr.Hetvi Vaidya	25/03/2024	Clinic IM 2.7 , IM2.8 , IM 2.9	Perform, demonstrate and document a physical examination including a vascular and cardiac examination that is appropriate for the clinical presentation. Generate document and present a differential diagnosis based on the clinical presentation and prioritise based on "cannot miss", most likely diagnosis and severity. Distinguish and differentiate between stable and unstable angina and AMI based on the clinical presentation.
54	DR. TEJAS DILIP RANE	25/03/2024	lecture IM 18.10	Choose and interpret the appropriate diagnostic testing in young patients with a cerebrovascular accident (CVA)
55	Dr. Jeevak Kakde	26/03/2024	Clinic IM 2.10, IM 2.11, IM 2.21	Order, perform and interpret an ECG. Order and interpret a Chest Xray and markers of acutem myocardial infarction. Describe discuss and counsel patients appropriately on smoking cessation.
56	Dr.Sayed kaleemuddin	27/03/2024	Clinic IM 2.22, IM 2.24, IM 3.4	Demonstrate and counsel patient on the correct use of inhalers. Counsel and communicate to patients with empathy lifestyle changes in atherosclerosis / post coronary syndromes. Elicit document and present an appropriate history including the evolution, risk factors including immune status and occupational risk.
57	DR. PRACHI VIKAS PATIL	27/03/2024	SGT IM 13.17	Describe and enumerate the indications, use, side effects of narcotics in pain alleviation in patients with cancer
58	DR. NITIN LAXMAN CHAUDHARI	27/03/2024	lecture IM 13.18	Describe the common issues encountered in patients at the end of life and principles of management, Describe and distinguish the difference between curative and palliative care in patients with cancer, Describe and discuss the ethical and the medico legal issues involved in end of life care, Describe the therapies used in alleviating suffering in patients at the end of life

59	Dr. C. D. Sarang	28/03/2024	Clinic IM 3.5, IM 3.6, IM 3.7	Perform, document and demonstrate a physical examination including general examination and appropriate examination of the lungs that establishes the diagnosis, complications and severity of disease. Generate document and present a differential diagnosis based on the clinical features, and prioritise the diagnosis based on the presentation. Order and interpret diagnostic tests based on the clinical presentation including: CBC, Chest X ray PA view, Mantoux, sputum gram stain, sputum culture and sensitivity, pleural fluid examination and culture, HIV testing and ABG.
60	DR. ASHWINI VILAS JAYBHAYE	28/03/2024 12 + 0 1	lecture IM 5.1, IM 5.2, IM 5.3	Perform a systematic examination that establishes the diagnosis and severity that includes nutritional status, mental status, jaundice, abdominal distension ascites, features of portosystemic hypertension and hepatic encephalopathy . Describe and demonstrate the correct method of performing a nutritional assessment of individuals, families and the community by using the appropriate method. Identify the microbial agents causing meningitis
61	Dr. C. A Kante	29/03/2024	Clinic IM 3.8, IM 3.9, IM 3.10	Demonstrate in a mannequin and interpret results of an arterial blood gas examination. Demonstrate in a mannequin and interpret results of a pleural fluid aspiration. Demonstrate the correct technique in a mannequin and interpret results of a blood culture.
62	DR. UMANG BHARAT PATIL	29/03/2024 12 + 0 1	lecture IM 5.5, IM 5.7	Etiology, Pathophysiology of hyperbilirubinemia and various forms of liver disease including alcoholic liver disease and drug induced liver injury.
63	DR. GANESH VISHNU PATIL	29/03/2024 2 + 0 3	SGT IM 13.8	Perform and demonstrate a physical examination that includes an appropriate general and local examination that excludes the diagnosis, extent spread and complications of cancer

64	Dr. Tushar Patil	30/03/2024 2 to 3	Clinic IM 3.11, IM3.18, IM 3.13	Describe and enumerate the indications for further testing, including HRCT, Viral cultures, PCR and specialised testing. Communicate and counsel patient on family on the diagnosis and therapy of pneumonia. Select, describe and prescribe based on culture and sensitivity appropriate empirical antimicrobial based on the pharmacology and antimicrobial spectrum.
----	------------------	----------------------	---------------------------------	-------------------------------------------------------------------------------------------------------------------------------------------------------------------------------------------------------------------------------------------------------------------------------------------------------------------------------------------------------------------------

**Dr. C. D. SARANG**  
M.D. (MEDICINE)  
ASSOCIATE PROFESSOR  
DEPT. OF GENERAL MEDICINE  
D.U.P.M.C. & H., JALGAON

Dep. Of General Medicine				
1. Number of lectures /small group teachings / self-directed learning sessions /clinics /etc taken and topics covered in last academic Year (attach additional sheet, if required) Major				
S.No.	Faculty Name	Date	Lecture. SGD SDL CLINIC Others	Topic Cover
1	Dr. Suraj Bhole	01-03-2023 2 to 3	Lecture.IM . 4.1 To 4.5	Introduction to Fever, Pathophysiology, Causes- Describe and discuss the febrile response and the influence of host immune status, risk factors and comorbidities on the febrile Response, Describe and discuss the influence of special populations on the febrile response including: the elderly, immune suppression, malignancy and neutropenia, HIV and travel, Discuss and describe the common causes, pathophysiology and manifestations of fever in various regions in India including bacterial, parasitic and viral causes (e.g.Dengue, Chikungunya, Typhus), inflammatory causes of fever, malignant causes of fever including hematologic and lymph node malignancies
2	Dr. C. D. Sarang	01-03-23	Clinic IM 1.10	Orientation to History Taking Classification of anemia; Etiology & Prevalence
	Dr. C. A. Kante	02-03-23 2 to 1	Lecture IM 9.1,9.2	
	Dr. C. D. Sarang	02-03-23	Clinic IM 9.3,8,9,11.7	History taking and causes of anemia Evaluation of all risk factors and comorbidities for patient with hypertension Elicit document and present a medical history that will differentiate the etiologies of diabetes including risk factors, precipitating factors, lifestyle, nutritional history, family history, medication history, co-morbidities and target organ disease
3	Dr. C. A. Kante	03-03-23	Clinic IM 9.7,9.8,9.21	Components of hemogram; Tests for Iron deficiency & Vit. B12 Deficiency. Determine the need for specialist consultation.
	Dr.Pankaj Mahajan	03-03-23	Clinic IM 16.4, 25.4	Elicit and document and present an appropriate historythat includes the natural history, dietary history, travel , sexual history and other concomitant illnesses . Elicit document and present a medical history that helps delineate the aetiology of these diseases that includes the
4	Dr. Suraj Bhole	04-03-23 4 to 5	Lecture IM 6.1,6.3	Describe and discuss the symptoms and signs of acute HIV Seroconversion, Define and classify HIV AIDS based on the CDC criteria, Describe and discuss the relationship between CDC count and the risk of opportunistic infections
	Dr. Tushar Patil	04-03-23	Clinic IM 26.20	
5	Dr. C. A. Kante	06-03-23 6 to 9	Lecture IM 17.13	Demonstrate ability to communicate to patients in a respectful, non threatening, non judgemental and empathetic manner Describe the pharmacology, dose, adverse reactions and regimens of drugs used in the treatment of bacterial, tubercular and viral meningitis.

	Dr. Tushar Patil	06-03-23	Clinic IM 25, 25	Microbiologic etiologies of bacterial meningitis, fungal meningitis and pyogenic meningitis. Medical history that helps determine the aetiology of the disease presentation and evaluate risk factors for the onset of infection. Other sexually transmitted diseases, risks for opportunistic infections and nutritional status.
6	Dr. Suraj Bhole	08-03-23 17-03-23	SGD IM 16, 11, 16, 12	Diagnosis of acute diabetes (Urine culture & Blood culture), Diagnosis of chronic diabetes (Antibodies, ophthalmology, imaging & biopsy).
7	Dr. C. D. Sarang Dr. C. D. Sarang	08-03-23 09-03-23	Clinic IM 1, 11, 1, 29 Lecture IM 9, 11, 9, 12	Orientation to General Examination
	Dr. C. A. Kante	09-03-23	Clinic IM 26, 19, 26, 24	Diagnostic plan for evaluation of anemia including HbA1c & Biopsy Demonstrate ability to work in a team of peers and superiors - Demonstrate respect in relationship with patients, fellow team members, superiors and other health care workers. Demonstrate responsibility and work ethics while working in the health care team
8	Dr. Tushar Patil	10-03-23 11-03-23	SGD IM 9, 17, 15, 12, 9, 18	Indication for Blood transfusion & components; Precautions during transfusion including mismatch transfusion.
	Dr. Umang Patil	10-03-23	Clinic IM 26, 25	Demonstrate ability to work in a team of peers and superiors. Demonstrate respect in relationship with patients, fellow team members, superiors and other health care workers. Demonstrate responsibility and work ethics while working in the health care team
9	Dr. Suraj Bhole	11-03-23 14-03-23	Lecture IM 3, 1	Pneumonia Define, discuss, describe and distinguish community acquired pneumonia, nosocomial pneumonia and aspiration pneumonia.
10	Dr. C. A. Kante	13-03-23 8-03-23	Lecture IM 17, 3, 17, 11, 17, 12	Classify migraine and describe the distinguishing features between classical and non-classical forms of migraine. Describe the indications, pharmacology, dose, side effects of abortive therapy and prophylactic therapy in migraine.
	Dr. Tushar Patil	13-03-23	Clinic IM 1, 12	Pulse examination with demonstration
11	Dr. C. A. Kante	14-03-23	Clinic IM 1, 14	JVP
12	Dr. Suraj Bhole	14-03-23	Lecture & SGD IM 3, 2, 3, 3	Discuss and describe the etiologies of various kinds of pneumonia and their microbiology depending on the setting and immune status of the host, Discuss and describe the pathogenesis, presentation, natural history and complications of pneumonia.
13	Dr. Tushar Patil	16-03-23	SGD IM, 9, 17, 15, 12, 9, 18	Indication for Blood transfusion & components; Precautions during transfusion including mismatch transfusion.
	Dr. Nitin Chaudhari	16-03-23	Clinic IM 4, 9	Evaluation of fever
14	Dr. Tushar Patil	17-03-23 13-03-23	SGTIM 14.1 to 14.4	Natural history, complications, laboratory tests, pharmacotherapy and bariatric surgery of obesity and prevention of obesity

	Dr. Rajesh Manwatkar	17-03-23	Clinic IM 4.9	Examination of skin, lymph nodes, chest and abdominal examination.
15	Dr. Suraj Bhole	18-03-23 4 to 5	Lecture IM 16.15,16.17	Distinguish based on the clinical presentation Crohn's disease from Ulcerative Colitis, Describe and enumerate the indications, pharmacology and side effects of pharmacotherapy including immunotherapy, the indications for surgery in inflammatory bowel disease
16	Dr. C. A. Kante	20-03-23	8 to 9 Lecture IM 18.1	Describe the functional and the vascular anatomy of the brain
	Dr. Tushar Patil	20-03-23	Clinic IM 9.4	Perform a systematic examination that includes : general examination for pallor, oral examination, DOAP session of hyper dynamic circulation, lymph node and splenic examination
17	Dr. Tushar Patil	21-03-23	SGTIM 15.1 to 15.6	Etiology and distinguishing features of UGI and LGI Bleed
	Dr. C. D. Sarang	21-03-23	Clinic IM. 4.21	Orientation to Clinical decision making
18	Dr. Tushar Patil	24-03-23	SDL IM. 15.2,15.3,15.11	Physiological effects, Evaluation and steps in stabilizing a patient with acute volume loss due to GI bleed; including blood and component transfusion.
	Dr. C. D. Sarang	24-03-23	Clinic IM. 7.11,7.12	Orientation to medical history and examination of joints ,muscle and skin rheumatological diseases.
19	Dr. Suraj Bhole	25-03-23 4 to 5	Lecture IM 15.14,15.10,15.15	Investigation (endoscopy, colonoscopy, imaging) and treatment of GI bleed including pharmacotherapy of acid peptic disease (including H.pylori), pressors, endoscopic interventions and surgery and appropriate level of specialist consultation
20	Dr. C. A. Kante	27-03-23 8 to 9	Lecture IM 18.2	Classify cerebrovascular accidents and describe the aetiology, predisposing genetic and risk factors pathogenesis of hemorrhagic and non-hemorrhagic stroke
	Dr. Tejas Rane	27-03-23	Clinic IM. 11.8	Perform a systematic examination that establishes the diagnosis and severity that includes skin, peripheral pulses, blood pressure measurement, fundus examination, detailed examination of the foot (pulses, nervous and deformities and injuries) in a patient
21	Dr. C. D. Sarang	29-03-23 12 to 1	Lecture IM 5.1; 5.2; 5.3, 5.5; 5.7	Etiology, Pathophysiology of hyperbilirubinemia and various forms of liver disease including alcoholic liver disease and drug induced liver injury
	Dr. Tejendra Chaudhary	29-03-23	Clinic IM. 1.30	Intramuscular injection
22	Dr. Tushar Patil	31-03-23 2 to 3	SGT IM. 3.2,3.3	Discuss and describe the etiologies of various kinds of pneumonia and their microbiology depending on the setting and immune status of the host, Discuss and describe the pathogenesis, presentation, natural history and complications of pneumonia.
	Dr. C. D. Sarang	31-03-23	Clinic IM. 5.9	Elicit document and present a medical history that helps delineate the aetiology of the current presentation and includes clinical presentation, risk factors, drug use, sexual history, vaccination and family history in patient with liver disease.

23	Dr. Suraj Bhole	01-04-23 4 to 5	Lecture IM 7.1	Pathophysiology and genetic basis of autoimmune disease and determine the need for specialist consultation.
	Dr. Sandip Bharude	01-04-23	Clinic IM. 16.5	Perform, document and demonstrate a physical examination based on the history that includes general examination, including an appropriate abdominal examination
24	Dr. C. A. Kante	03-04-23	Lecture IM 7.11	Orientation to medical history and examination of joints, muscle and skin rheumatological diseases
	Dr. Harshal Patil	04-04-23	Clinic IM. 5.14	Outline a diagnostic approach to liver disease based on hyperbilirubinemia, liver function changes and hepatitis serology
25	Dr. Suraj Bhole	05-04-23 7 to 8	Lecture SGT IM. 10.25	Identify and describe the priorities in the management of ARF including diet, volume management, alteration in doses of drugs, monitoring and indications for dialysis
26	Dr. C. D. Sarang	06-04-23 12 to 1	Lecture IM 18.10	Choose and interpret the appropriate diagnostic testing in young patients with a cerebrovascular accident (CVA)
	Dr. Tushar Patil	06-04-23	Clinic IM. 2.7	CVS Examination with demonstration.
27	Dr. C. D. Sarang	08-04-23 8 to 9	Lecture IM 10.27	Describe and discuss the indications for renal dialysis, Describe and discuss the indications for renal replacement therapy
	Dr. Pallavi Bhimrao	08-04-23 9 to 12	Clinic IM. 18.3	Elicit and document and present an appropriate history including onset, progression, precipitating and aggravating relieving factors, associated symptoms that help identify the cause of the cerebrovascular accident
28	Dr. C. A. Kante	10-04-23	Lecture IM 15.2,15.3	Physiological effects, Evaluation and steps in stabilizing a patient with acute volume loss due to GI bleed; including blood and component transfusion
	Dr. C. D. Sarang	10-04-23 10 to 12	Clinic IM. 18.5	Perform, demonstrate & document physical examination that includes general and a detailed neurologic examination as appropriate, based on the history
29	Dr. Chimutai Chinte	11-04-23 11 to 12	Clinic IM. 20.4,20.5	Perform a systematic examination, document and present a physical examination that includes general examination, local examination, appropriate cardiac and neurologic examination.
	Dr. Suraj Bhole	11-04-23	Lecture SGT IM. 15.10,15.11	Physiological effects, Evaluation and steps in stabilizing a patient with acute volume loss due to GI bleed; including blood and component transfusion
30	Dr. C. D. Sarang	13-04-23	Lecture IM 10.28,10.29	Describe and discuss the indications for renal dialysis, Describe and discuss the indications for renal replacement therapy.
31	Dr. Suraj Bhole	13-04-23	Lecture IM.18.14,18.15	Describe the initial management of a hemorrhagic stroke. Enumerate the indications for surgery in a hemorrhagic stroke
	Dr. Ashish Sarode	15-04-23	Clinic IM. 1.29,2.6	Orientation to General Exam
32	Dr. Tushar Patil	16-04-23	Clinic IM. 3.14,3.18	Perform and interpret a sputum gram stain and AFB Communicate and counsel patient on family on the diagnosis and therapy of pneumonia

33	Dr. C. A. Kante	17/04/2023	Lecture IM 1.7, 1.11, 1.12	Define and classify headache and describe the presenting features, precipitating factors, aggravating and relieving factors of various kinds of headache. Choose and interpret diagnostic testing based on the clinical diagnosis including imaging. Enumerate the indications for emergency care admission and immediate supportive care in patients with headache.
	Dr. Tushar Patil	17/04/2023 gto 12	Clinic IM 1.11, 1.12	Perform and demonstrate a systematic examination based on the history that will help establish the diagnosis and estimate its severity including: measurement of pulse, blood pressure and respiratory rate, jugular venous forms and pulses, peripheral pulses, conjunctiva and fundus, lung, cardiac examination including palpation and auscultation with identification of heart sounds and murmurs, abdominal distension and splenic palpation. Demonstrate peripheral pulse, volume, character, quality and variation in various causes of heart failure
34	Dr. C. D. Sarang	18/04/2023 gto 2	Clinics IM 1.13, 1.14	Measure the blood pressure accurately, recognise and discuss alterations in blo pressure in valvular heart disease and other causes of heart failure and cardiac tamponade. Demonstrate and measure jugular venous distension
35	Dr. Suraj Bhole	19/04/2023	SGT IM 6.8,6.9	Describe and discuss the pathogenesis, evolution and clinical features of common HIV related opportunistic infections, malignancies, skin and oral lesions. Choose and interpret appropriate diagnostic tests to diagnose and classify the severity of HIV-AIDS including specific tests of HIV, CDC
	Dr. Pankaj Mahajan	19/04/2023 gto 12	Clinic IM 1.15, 1.16	Identify and describe the timing, pitch quality conduction and significance of precordial murmurs and their variations. Generate a differential diagnosis based on the clinical presentation and prioritise it based on the most likely diagnosis.
	Dr. C. D. Sarang	20/04/2023	Lecture IM 5.6,5.16	Demonstrate ability to educate public & patients about various aspects of drug use including drug dependence and OTC drugs. Record Arterial pulse tracing using finger plethysmography in a volunteer or simulated environment
36	Dr. C. A. Kante	20/04/2024	Clinic IM 1.17,1.18,1.22	Define criteria for the cure of Tuberculosis; describe and recognise the features of drug resistant tuberculosis, prevention and therapeutic regimens. Educate health care workers on National Program of Tuberculosis and administering and monitoring the DOTS program. Assist and demonstrate the proper technique in collecting specimen for blood culture
37	Dr. Tushar Patil	21/04/2024	SGT IM 5.4	Explain to the patient the relationship between cost of treatment and patient compliance

	Dr. Suraj Bhole	21/04/2024	SGT IM 6.4 to 6.6; 6.9	Describe and discuss the pathogenesis, evolution and clinical features of common HIV related opportunistic infections, malignancies, skin and oral lesions. Choose and interpret appropriate diagnostic tests to diagnose and classify the severity of HIV-AIDS including specific tests of HIV. CDC
	Dr. Umang Patil	21/04/2023	Clinic IM 1.26,1.27,1.28 g to 12	Develop document and present a management plan for patients with heart failure based on type of failure, underlying aetiology. Calculate energy content of different food items, identify food items with high and low glycemic index and explain the importance of these in the diet. Enumerate the causes of adult presentations of congenital heart disease and describe the distinguishing features between cyanotic and acyanotic heart disease
38	Dr. C. A. Kante	24-04-23	Lecture IM 17.1,17.10	Define and classify headache and describe the presenting features, precipitating factors, aggravating and relieving factors of various kinds of headache. Choose and interpret diagnostic testing based on the clinical diagnosis including imaging. Enumerate the indications for emergency care admission and immediate supportive care in patients with headache.
	Dr. Nitin Chaudhari	24-04-23	Clinics IM 1.29,1.30,2.6	Orientation to General Exam, Intramuscular injection
39	Dr. C. D. Sarang	25-04-23	Clinics IM 2.7, 2.8, 2.9	CVS Examination with demonstration Perform a systematic examination that establishes the diagnosis and severity that includes measurement of respiratory rate, level of respiratory distress, effort tolerance, breath sounds, added sounds, identification of signs of consolidation pleural effusion and pneumothorax
40	Dr. Suraj Bhole	26-04-23	SGT/ Lecture IM 6.16, IM 6.17	Discuss and describe the principles of HAART, the classes of antiretrovirals used, adverse reactions and interactions. Discuss and describe the principles and regimens used in post exposure prophylaxis. Enumerate the indications and discuss prophylactic drugs used to prevent HIV related opportunistic infections. Distinguish based on the clinical presentation Crohn's disease from Ulcerative Colitis, Describe and enumerate the indications, pharmacology and side effects of pharmacotherapy including immunotherapy, the indications for surgery in inflammatory bowel disease

	Dr. C. A. Kante	26-04-23	Clinics IM 1.11, 1.12	Perform and demonstrate a systematic examination based on the history that will help establish the diagnosis and estimate its severity including: measurement of pulse, blood pressure and respiratory rate, jugular venous forms and pulses, peripheral pulses, conjunctiva and fundus, lung, cardiac examination including palpation and auscultation with identification of heart sounds and murmurs, abdominal distension and splenic palpation. Calculate the dosage of drugs using appropriate formulae for an individual patient, including children, elderly and patient with renal dysfunction
41	Dr. C. D. Sarang	27-04-23	Lecture IM 5.8	Cholelithiasis and cholecystitis
	Dr. Tushar Patil	27-04-23	Clinics IM 1.13,1.14	Measure the blood pressure accurately, recognise and discuss alterations in blood pressure in valvular heart disease and other causes of heart failure and cardiac tamponade. Demonstrate and measure jugular venous distension
42	Dr. Rajesh Manwatkar	28-04-23 2280	SGT IM 5.17,5.18	Enumerate the indications, precautions and counsel patients on vaccination for hepatitis.
	Dr. Suraj Bhole	28-04-23 4225	SGT IM 6.18	Discuss and describe the principles of HAART, the classes of antiretrovirals used, adverse reactions and interactions, Discuss and describe the principles and regimens used in post exposure prophylaxis, Enumerate the indications and discuss prophylactic drugs used to prevent HIV related opportunistic infections
	Dr. Tejas Rane	28-04-23	Clinics IM 1.15, 1.16	Identify and describe the timing, pitch quality conduction and significance of precordial murmurs and their variations. Generate a differential diagnosis based on the clinical presentation and prioritise it based on the most likely diagnosis.
43	Dr. Suraj Bhole	29-04-23 4505	Lecture IM 6.22,6.23	Demonstrate understanding of ethical and legal issues regarding patient confidentiality and disclosure in patients with HIV. Demonstrate a non-judgemental attitude to patients with HIV and to their lifestyles
	Dr. Tejendra Chaudhary	29-04-23	Clinics IM 1.17,1.18,1.22	Define criteria for the cure of Tuberculosis; describe and recognise the features of drug resistant tuberculosis, prevention and therapeutic regimens. Educate health care workers on National Program of Tuberculosis and administering and monitoring the DOTS program.
44	Dr. C.A. Kante	01-05-23	Lecture IM 19.1	Describe the functional anatomy of the locomotor system of the brain
45	Dr. Sandip Bharude	01-05-23 month from Day	Clinics IM 1.26,1.27,1.28	Develop document and present a management plan for patients with heart failure based on type of failure, underlying aetiology. Calculate energy content of different food items, identify food items with high and low glycemic index and explain the importance of these in the diet

46	Dr. C. D. Sarang	02-05-23	Clinics IM 2.10,2.11,2.21	Generate a differential diagnosis and prioritise based on clinical features that suggest a specific aetiology. Describe, discuss and interpret pulmonary function tests. Describe discuss and counsel patients appropriately on smoking cessation
47	Dr. Suraj Bhole	03-05-23 12.05.23	SGT/ Lecture 7.1	Pathophysiology and genetic basis of autoimmune disease and determine the need for specialist consultaion
	Dr. C. A. Kante	03-05-23	Clinics IM 2.22,2.24,3.4	Perform and demonstrate in a mannequin BLS Communicate diagnosis treatment plan and subsequent follow up plan to patients
48	Dr. C. D. Sarang	04-05-23	Lecture IM 16.11,16.2	Diagnosis of acute diarrhea (Stool culture & Blood culture); Diagnosis of chronic diarrhea (Antibodies, colonoscopy, imaging & biopsy) Describe and discuss the acute systemic consequences of diarrhea including its impact on fluid balance, Describe and discuss the chronic effects of diarrhea including malabsorption.
	Dr. Tushar Patil	04-05-23	Clinics IM 3.5,3.6,3.7	Orientation to history taking, general examination & systemic examination of Respiratory system. Generate document and present a differential diagnosis based on the clinical features, and prioritise the diagnosis based on the presentation
49	Dr. Tushar Patil	05-05-23	SGT IM 16.3,16.5	Describe and discuss the acute systemic consequences of diarrhea including its impact on fluid balance, Describe and discuss the chronic effects of diarrhea including malabsorption. Perform, document and demonstrate a physical examination based on the history that includes general examination, including an appropriate abdominal examination
	Dr. Suraj Bhole	05-05-23	SGT IM 17.11	Elicit document and present a medical history that will differentiate the aetiologies of disease
	Dr. Ashish Sarode	05-05-23	Clinics IM 3.8,3.9,3.10	Demonstrate in a mannequin and interpret results of an arterial blood gas examination. Demonstrate in a mannequin and interpret results of a pleural fluid aspiration. Demonstrate the correct technique in a mannequin and interpret results of a blood culture
50	Dr. Suraj Bhole	06-05-23 12.05.23	Lecture IM 7.12	Orientation to medical history and examination of joints ,muscle and skin rheumatological diseases

	Dr. Harshal Patil	06-05-23	Clinics IM 3.11.3.18.3.13	Describe and enumerate the indications for further testing including H&C, Viral cultures, PCR and specialised testing. Communicate and counsel patient on family on the diagnosis and therapy of pneumonia. describe and prescribe based on culture and sensitivity appropriate empirical antimicrobial based on the pharmacology and antimicrobial spectrum.
51	Dr. C.A. Kante	08-05-23	Lecture IM 19.8	Discuss and describe the pharmacology, dose, side effects and interactions used in the drug therapy of Parkinson's syndrome
	Dr. C. D. Sarang	08-05-23	clinics IM 3.14,4.9	Perform and interpret a sputum gram stain and AFB Elicit document and present a medical history that helps delineate the aetiology of fever that includes the evolution and pattern of fever, associated symptoms, immune status, comorbidities, risk factors, exposure through occupation, travel and environment and medication use
	Dr. C. A. Kante	09-05-23	Clinics IM 4.10,4.11,4.13	Examination of skin, lymph node, chest and abdominal examination. Generate a differential diagnosis and prioritise based on clinical features that help distinguish between infective, inflammatory, malignant and rheumatologic causes. Perform and interpret a sputum gram stain
52	Dr. Suraj Bhole	10-05-23	SGT/ Lecture IM 7.15	Enumerate the indications for and interpret the results of : CBC, anti-CCP, RA, ANA, DNA and other tests of autoimmunity
	Dr. Tushar Patil	10-05-23	Clinics IM 4.14,4.15,4.19	Perform and interpret a sputum AFB. Perform and interpret a malarial smear. Assist in the collection of blood and wound cultures
53	Dr. C. D. Sarang	11-05-23	Lecture IM 16.11	Diagnosis of acute diarrhea (Stool culture & Blood culture); Diagnosis of chronic diarrhea (Antibodies, colonoscopy, imaging & biopsy)
	Dr. Pallavi Bhimrao	11-05-24	Clinics IM 4.20,4.24,4.25	Interpret a PPD (Mantoux). Develop an appropriate empiric treatment plan based on the patient's clinical and immune status pending definitive diagnosis
54	Dr. Tushar Patil	12-05-23	SGT IM 16.12	Diagnosis of acute diarrhea (Stool culture & Blood culture); Diagnosis of chronic diarrhea (Antibodies, colonoscopy, imaging & biopsy)
	Dr. Suraj Bhole	13-05-23	SGT IM 7.6, 7.9	Pathophysiology, classification, presenting features, approach, and etiology of joint pain; differentiate arthritis from arthralgia. mcEnumerate and evaluate the need of screening tests.
55	Dr. Ashish Sarode	13-05-23	Clinics IM 5.11,5.15,6.7	Demonstrate in a mannequin and interpret results of a pleural fluid Aspiration. Elicit document and present a medical history that helps delineate the aetiology of the current presentation and includes risk factors for HIV, mode of infection, other sexually transmitted diseases, risks for opportunistic infections and nutritional status

7-5 to 21-5  
Vaccination

56	Dr. C. A. Kante	15-05-23	Lecture IM 9.9	Order and interpret tests for anemia including hemogram, red cell indices, reticulocyte count, iron studies, B12 and folate
	Dr. C. D. Sarang	15-05-23	Clinics IM 6.8,6.9,6.10	Demonstrate the correct technique to perform & interpret Spirometry. Describe and discuss the pathogenesis, evolution and clinical features of common HIV related opportunistic infections, malignancies, skin and oral lesions, Choose and interpret appropriate diagnostic tests to diagnose and classify the severity of HIV-AIDS including specific tests of HIV, CDC
57	Dr. C. A. Kante	16-05-23	Clinics IM 6.14,6.19,6.20	Perform and interpret AFB sputum. Counsel patients on prevention of HIV transmission. Communicate diagnosis, treatment plan and subsequent follow up plan to patients
58	Dr. Suraj Bhole	17-05-23	SGT/ Lecture IM 7.11	Elicit document and present a medical history that will differentiate the aetiologies of disease
	Dr. Tushar Patil	17-05-23	Clinics IM 6.21,6.22,7.11	Communicate with patients on the importance of medication adherence. Demonstrate understanding of ethical and legal issues regarding patient confidentiality and disclosure in patients with HIV
59	Dr. C. D. Sarang	18-05-23	Lecture IM 16.13	Describe and discuss the aetiology of acute and chronic diarrhea including infectious and noninfectious causes, Distinguish between diarrhea and dysentery based on clinical features, Describe and enumerate the indications, pharmacology and side effects of pharmacotherapy for parasitic, bacterial and viral causes of diarrhea
	Dr. Sumit Patil	18-05-23	Clinics IM 7.2,7.14,7.15	Perform a systematic examination of all joints, muscle and skin that will establish the diagnosis and severity of disease. Describe appropriate diagnostic workup and treatment plan for rheumatological diseases. Enumerate Systemic manifestations of rheumatological diseases,
60	Dr. Tushar Patil	19-05-23	SGT IM 16.4	Elicit and document and present an appropriate history that includes the natural history, dietary history, travel , sexual history and other concomitant illnesses
	Dr. Suraj Bhole	19-05-23	SGT IM 7.16	Articular from periarticular symptoms; Signs and symptoms of articular and periarticular diseases, Indications for Arthrocentesis.
61	Dr. C. D. Sarang	19-05-23	Clinics IM 7.17,7.18	Enumerate the indications and interpret plain radiographs of joints. Communicate diagnosis, treatment plan and subsequent follow up plan to patients
62	Dr. Suraj Bhole	20-05-23	Lecture IM 7.27	Pathophysiology and genetic basis of autoimmune disease and determine the need for specialist consultaion
	Dr. Vivek Chaudhary	20-05-23	Clinics IM 7.19,7.20,7.21	Select, prescribe and communicate appropriate medications for relief of joint pain. Select, prescribe and communicate preventive therapy for crystalline arthropathies

63	Dr. C. A. Kante	22-05-23 6x04	Lecture IM 18.14,18.15	Describe the initial management of a hemorrhagic stroke. Enumerate the indications for surgery in a hemorrhagic stroke. Describe the initial management of a hemorrhagic stroke. Enumerate the indications for surgery in a hemorrhagic stroke.
	Dr. C. D. Sarang	22-05-23	Clinics IM 7.22,7.24,7.25	Select, prescribe and communicate treatment option for systemic rheumatologic conditions. Communicate and incorporate patient preferences in the choice of therapy. Develop and communicate appropriate follow up and monitoring plans for patients with rheumatologic conditions
64	Dr. C. A. Kante	23-05-23	Clinics IM 7.26,8.9,8.10	Demonstrate an understanding of the impact of rheumatologic conditions on quality of life, well being, work and family. document and present a medical history that includes: duration and levels, symptoms, comorbidities, lifestyle, risk factors, family history, psychosocial and environmental factors, dietary assessment, previous and concomitant therapy
65	Dr. Suraj Bhole	24-05-23 2x03	Lecture / SGT IM 3.15,3.16	Describe and enumerate the indications for hospitalization in patients with pneumonia, Describe and enumerate the indications for isolation and barrier nursing in patients with pneumonia
	Dr. Tushar Patil	24-05-23	Clinics IM 7.26,8.9,8.12	Demonstrate an understanding of the impact of rheumatologic conditions on quality of life, well being, work and family. Elicit document and present a medical history that includes: duration and levels, symptoms, comorbidities, lifestyle, risk factors, family history, psychosocial and environmental factors, dietary assessment, previous and concomitant therapy
66	Dr. C. D. Sarang	25-05-23 12x01	Lecture IM 16.15	Distinguish based on the clinical presentation Crohn's disease from Ulcerative Colitis, Describe and enumerate the indications, pharmacology and side effects of pharmacotherapy including immunotherapy, the indications for surgery in inflammatory bowel disease
	Dr. Chimutai Chinte	25-05-23	Clinics IM 8.11,8.15,8.16	Generate a differential diagnosis and prioritise based on clinical features that suggest a specific aetiology. Recognise, prioritise and manage hypertensive emergencies
67	Dr. Tushar Patil	26-05-23 12x01	SGT IM 16.16,16.17	Distinguish based on the clinical presentation Crohn's disease from Ulcerative Colitis, Describe and enumerate the indications, pharmacology and side effects of pharmacotherapy including immunotherapy, the indications for surgery in inflammatory bowel disease
	Dr. Suraj Bhole	26-05-23 6x03	SGT IM 13.1	Epidemiology, Genetic Basis, Risk factors for common malignancies in India, Infections causing cancer

	Dr. Bhushan Chopade	26-05-24	Clinics IM 8.1,7,8,18,8,19	Perform and interpret a 12 lead ECG incorporate patient preferences in the management of HTN Demonstrate understanding of the impact of Hypertension on quality of life, well being, work and family.
68	Dr. Suraj Bhole	27-05-23 2705	Lecture IM 13.2	Enumerate, elicit, describe and document clinical features in patients with magnitude and etiology of psychosexual and gender identity disorders
	Dr. Chimutai Chinte	27-05-23	Clinics IM 9.3,9.4,9.5	Elicit document and present a medical history that includes symptoms, risk factors including GI bleeding, prior history, medications, menstrual history, and family history. Perform a systematic examination that includes : general examination for pallor, oral examination, DOAP session of hyper dynamic circulation, lymph node and splenic examination. Generate a differential diagnosis and prioritise based on clinical features that suggest a specific aetiology
69	Dr. C. A. Kante	29-05-23 5209	Lecture IM 18.16	Enumerate the indications describe and observe the multidisciplinary rehabilitation of patients with a CVA
	Dr. C. D. Sarang	29-05-23	Clinics IM 9.6,9.9,9.10	Describe the appropriate diagnostic work up based on the presumed aetiology .Order and interpret tests for anemia including hemogram, red cell indices, reticulocyte count, iron studies, B12 and folate
70	Dr. C. A. Kante	30-05-23	Clinics IM 9.13,9.15,9.16	Prescribe replacement therapy with iron, B12, folate. Communicate the diagnosis and the treatment appropriately to patients Incorporate patient preferences in the management of anemia
71	Dr. Suraj Bhole	31-05-23 2705	Lecture/SGT IM13.3	Enumerate and describe the indications and interpret laboratory and other tests used in psychosexual and gender identity disorders
	Dr. Tushar Patil	31-05-23	Clinics IM 9.19,9.20,	Assist in a blood transfusion. Communicate and counsel patients with methods to prevent nutritional anemia
72	Dr. C. D. Sarang	01-06-23 12701	Lecture IM 3.15,1.11	Describe and enumerate the indications for hospitalization in patients with pneumonia. Describe and enumerate the indications for isolation and barrier nursing in patients with pneumonia
	Dr. Tushar Patil	01-06-23	Clinic IM 1.11,1.12	Orientation to General Exam Pulse examination with demonstration
73	Dr. Tushar Patil	02-06-23 12701	SGT IM 3.16	Describe and enumerate the indications for hospitalization in patients with pneumonia. Describe and enumerate the indications for isolation and barrier nursing in patients with pneumonia
	Dr. C. D. Sarang	02-06-23 1705	SGT IM 1.13	Measure BP accurately
	Dr. Suraj Bhole	02-06-23	Clinic IM 1.14	JVP
74	Dr. Suraj Bhole	03-06-23 4705	Lecture IM13.5	Demonstrate family education in a patient with psychosexual and gender identity disorders in a simulated environment

	Dr. C. A. Kante	03-06-23	Clinic IM 1.15, 1.16	Describe and describe the timing, pitch, quality, conduction and significance of precordial murmurs, and their variations.
75	Dr. C. A. Kante	05-06-23 6 to 9	Lecture IM 20.1	Enumerate the local poisonous snakes and describe the distinguishing marks of each, Describe the initial approach to the stabilization of the patient who presents with snake bite, Enumerate the indications and describe the pharmacology, dose, adverse reactions, hypersensitivity reactions of anti snake venom.
	Dr. C. D. Sarang	05-06-23	Clinic IM 1.17, 1.18, 1.22	Order and interpret diagnostic testing based on the clinical diagnosis including 12 lead ECG, Chest radiograph, blood cultures
76	Dr. C. A. Kante	06-06-23	Clinic IM 1.26, 1.27, 1.28	Develop document and present a management plan for patients with heart failure based on type of failure, underlying aetiology
77	Dr. Suraj Bhole	07-06-23 2 to 3	SDL IM.13.6	Describe the common issues encountered in patients at the end of life and principles of management, Describe and distinguish the difference between curative and palliative care in patients with cancer, Describe and discuss the ethical and the medico legal issues involved in end of life care, Describe the therapies used in alleviating suffering in patients at the end of life
	Dr. Tushar Patil	07-06-23	Clinic IM 1.29, 1.30	Orientation to General Exam
78	Dr. C. D. Sarang	08-06-23 12 to 1	Lecture IM 3.17	Describe and discuss the supportive therapy in patients with pneumonia including oxygen use and indications for ventilation, Discuss, describe, enumerate the indications and communicate to patients on pneumococcal and influenza vaccines
	Dr. Umang Patil	08-06-23	Clinic IM 2.7, 2.8, 2.9	CVS Examination with demonstration Generate document and present a differential diagnosis based on the clinical presentation and prioritise based on "cannot miss", most likely diagnosis and severity
79	Dr. Tushar Patil	09-06-23 12 to 1	SGT IM 3.19	Describe and discuss the supportive therapy in patients with pneumonia including oxygen use and indications for ventilation, Discuss, describe, enumerate the indications and communicate to patients on pneumococcal and influenza vaccines
	Dr. Suraj Bhole	09-06-23 4 to 5	SGT IM 13.8	Perform and demonstrate a physical examination that includes an appropriate general and local examination that excludes the diagnosis, extent spread and complications of cancer
	Dr. Nitin Choudhari	09-06-23	Clinic IM 1.11, 1.12	Pulse examination with demonstration
80	Dr. Suraj Bhole	10-06-23	Lecture IM 12.14	Epidemiology, pathogenesis, genetic basis of Hypothyroidism, interpretation of TFT, Pharmacotherapy, indication, ADR of Thyroxine. Iodization programmes of Govt of India
	Dr. Ansari Basheeruddin	10-06-23	Clinic IM 1.13, 1.14	Measure BP accurately
81	Dr. C.A Kante	12-06-23	Lecture IM 20.3	Enumerate the local poisonous snakes and describe the distinguishing marks of each, Describe the initial approach to the stabilization of the patient who presents with snake bite, Enumerate the indications and describe the pharmacology, dose, adverse reactions, hypersensitivity reactions of anti snake venom.

	Dr. Tushar Patil	12-06-23	Clinic IM 1.15,1.16	Identify and describe the timing, pitch, quality, conduction and significance of precordial murmurs and their variations.
82	Dr. C. D. Sarang	13-06-23	Clinic IM 1.17,1.18,1.22	Order and interpret diagnostic testing based on the clinical diagnosis including, 12 lead ECG, Chest radiograph, blood cultures, Perform and interpret a 12 lead ECG, Assist and demonstrate the proper technique in collecting specimen for blood culture.
83	Dr. Suraj Bhole	14-06-23	Lecture SGT IM 13.1 to 13.3	Epidemiology, Genetic Basis, Risk factors for common malignancies in India; Infections causing cancer
84	Dr. C. D. Sarang	15-06-23	Lecture SGT 2.13	Discuss and enumerate the indications for and findings on echocardiogram, stress testing and coronary angiogram
85	Dr. Amol Firake	15-06-23	Clinic IM 2.10,2.11,2.21	Order, perform and interpret an ECG
86	Dr. Tushar Patil	16-06-23	SGT 2.2	Perform and demonstrate in a mannequin BLS
	Dr. Suraj Bhole	16-06-23	SGT 13.17	Describe the common issues encountered in patients at the end of life and principles of management, Describe and distinguish the difference between curative and palliative care in patients with cancer, Describe and discuss the ethical and the medico legal issues involved in end of life care, Describe the therapies used in alleviating suffering in patients at the end of life
	Dr. C. D. Sarang	16-06-23	Clinic IM 2.22,2.24,3.4	Perform and demonstrate in a mannequin BLS
87	Dr. Suraj Bhole	17-06-23	Lecture IM. 13.19	Describe the common issues encountered in patients at the end of life and principles of management, Describe and distinguish the difference between curative and palliative care in patients with cancer, Describe and discuss the ethical and the medico legal issues involved in end of life care, Describe the therapies used in alleviating suffering in patients at the end of life
	Dr. Bhushan Chopade	17-06-23	Clinic IM .3.5,3.9,3.10	Demonstrate the correct technique in a mannequin and interpret results of a blood culture
88	Dr. C.A Kante	19-06-23	Lecture IM. 20.7	Enumerate the local poisonous snakes and describe the distinguishing marks of each, Describe the initial approach to the stabilization of the patient who presents with snake bite, Enumerate the indications and describe the pharmacology, dose, adverse reactions, hypersensitivity reactions of anti snake venom.
	Dr. Tushar Patil	19-06-23	Clinic IM .3.8,3.9,3.10	Demonstrate in a mannequin and interpret results of a pleural fluid Aspiration
89	Dr. C. D. Sarang	20-06-23	Clinic IM .3.11,3.13,3.18	Describe and enumerate the indications for further testing including HRCT, Viral cultures, PCR and specialised testing
90	Dr. Suraj Bhole	21-06-23	Lecture SGT IM. 14.1	Communicate and counsel patient on behavioural, dietary and lifestyle modifications
	Dr. C.A Kante	21-06-23	Clinic IM .3.14,4.9	Perform and interpret a sputum gram stain and AFB

91	Dr. C. D. Sarang	22-06-23 12x01	Lecture IM. 22.3	Enumerate the causes of hypercalcaemia and distinguish the features of PTH vs non PTH mediated hypercalcaemia. Describe the aetiology, clinical manifestations, diagnosis and clinical approach to primary hyperparathyroidism. Describe the approach to the management of hypercalcaemia
	Dr. Dinesh Nehete	22-06-23	Clinic IM .4.10	Examination of skin, lymph node, chest and abdominal examination
92	Dr. Tushar Patil	23-06-23	SGT IM 22.4	Enumerate the components and describe the genetic basis of the multiple endocrine neoplasia syndrome
	Dr. Suraj Bhole	23-06-23 12x01	SGT IM 14.2	Demonstrate the correct technique of clinical examination in a suspected case of poisoning & prepare medicolegal report in a simulated/supervised environment
	Dr. Sunil Chaudhari	23-06-23	Clinic IM 4.14,4.15,4.19	Perform and interpret a sputum AFB
93	Dr. Suraj Bhole	24-06-23	Lecture IM. 14.3	Identify and describe the peripheral smear in microcytic anemia
	Dr. Shrinivas Kulkarni	24-06-23	Clinic IM .4.20,4.24,4.25	Interpret a PPD (Mantoux)
94	Dr. C.A Kante	26-06-23	Lecture IM. 20.8,20.9	Identify & demonstrate palpation of femoral, popliteal, post tibial, anti tibial & dorsalis pedis blood vessels in a simulated environment
94	Dr. Tushar Patil	26-06-23	Clinic IM .4.26,,5.9,5.10	Counsel the patient on malarial prevention
	Dr. C. D. Sarang	27-06-23	Clinic IM .5.11,5.15,6.7	Investigation (endoscopy, colonoscopy, imaging) and treatment of GI bleed including pharmacotherapy of acid peptic disease (including H.pylori), pressors, endoscopic interventions and surgery and appropriate level of specialist consultation
95	Dr. C. D. Sarang	27-06-23	Clinic IM .5.11,5.15,6.7	Investigation (endoscopy, colonoscopy, imaging) and treatment of GI bleed including pharmacotherapy of acid peptic disease (including H.pylori), pressors, endoscopic interventions and surgery and appropriate level of specialist consultation
96	Dr. Suraj Bhole	28-06-23	Lecture IM. 14.4	Demonstrate family education in a patient with psychiatric disorders occurring in childhood and adolescence in a simulated environment
	Dr. C.A Kante	28-06-23	Clinic IM .6.8,6.9,6.10	Generate a differential diagnosis and prioritise based on clinical features that suggest a specific aetiology for the presentingsymptom
	Dr. C. D. Sarang	29-06-23	Lecture IM. 6.1	Describe and discuss the symptoms and signs of acute HIV Seroconversion, Define and classify HIV AIDS based on the CDC criteria, Describe and discuss the relationship between CDC count and the risk of opportunistic infections
97	Dr. Khemchandra Borole	29-06-23 12x01	Clinic IM .6.14,6.19,6.22	Perform and interpret AFB sputum
	Dr. Tushar Patil	30-06-23 12x01	SGT IM 22.6	Enumerate the causes and describe the clinical features and the correct approach to the diagnosis and management of the patient with Hyponatremia and hypernatremia
	Dr. C. D. Sarang	30-06-23 4x05	SGT IM .14.5	Natural history, complications, laboratory tests , pharmacotherapy and bariatric surgery of obesity and prevention of obesity
	Dr. Abhay Joshi	30-06-23	Clinic IM .6.21,6.22,7.11	Communicate with patients on the importance of medication adherence
99	Dr. Suraj Bhole	01-07-23	Lecture IM. 2.24	Counsel and communicate to patients with empathy lifestyle changes in atherosclerosis / post coronary syndromes
	Dr. Tushar Patil	01-07-23	Clinic IM .7.12,7.14,7.15	Perform a systematic examination of all joints, muscle and skin that will establish the diagnosis and severity of disease

100	Dr. C.A Kante	03-07-23 2x05	Lecture IM 21.1	Describe the initial approach to the stable patient of the patient with seizures, with poisoning. Enumerate the common blood gases seen in first aid and describe their toxicology, clinical features, prognosis and specific approach to detoxification, common correlates poisoning.
	Dr. Tushar Patil	03-07-23	Clinic IM .7.17,7.18	Enumerate the indications and interpret plain radiology signs of joints
101	Dr. C. D. Sarang	04-07-23	Clinic IM .7.19,7.20,7.21	Select, prescribe and communicate appropriate medications for relief of joint pain
102	Dr. Suraj Bhole	05-07-23 2x05	Lecture SGT IM. 8.12	Describe the appropriate diagnostic work up based on the presumed aetiology, Enumerate the indications for and interpret the results of : CBC, Urine routine, BUN, Cr, Electrolytes, Uric acid, ECG
	Dr. C.A Kante	05-07-23	Clinic IM .7.22,7.24,7.25	Select, prescribe and communicate treatment option for systemic rheumatologic conditions
103	Dr. C. D. Sarang	06-07-23 2x01	Lecture IM. 1.12	Pulse examination with demonstration
	Dr. Sumit Shejol	06-07-23	Clinic IM .7.16,8.9,8.10	Articular from periarticular symptoms; Signs and symptoms of articular and periarticular diseases, Indications for Arthrocentesis.
104	Dr. Tushar Patil	07-07-23 2x01	SGT IM 1.13	Measure BP accurately
	Dr. Suraj Bhole	07-07-23 4x05	SGT IM 8.18	Incorporate patient preferences in the management of HTN
	Dr. Dilip Onkar Patil	07-07-23	Clinics IM 7.19,7.20,7.21	Select, prescribe and communicate appropriate medications for relief of joint pain
105	Dr. Suraj Bhole	08-07-23 4x05	Lecture IM 8.19	Demonstrate understanding of the impact of Hypertension on quality of life, well being, work and family
	Dr. Abhay Joshi	08-07-23	Clinics IM 7.22,7.24,7.25	Select, prescribe and communicate treatment option for systemic rheumatologic conditions
106	Dr. C.A Kante	10-07-23 5x01	Lecture IM 21.2	Elicit document and present a medical history that includes: duration and levels, symptoms, comorbidities, lifestyle, risk factors, family history, psychosocial and environmental factors, dietary assessment, previous and concomitant therapy
	Dr. Tushar Patil	10-07-23	Clinics IM 7.26,8.9,8.10	Recognise, prioritise and manage hypertensive emergencies
107	Dr. C D Sarang	11-07-23	Clinics IM 8.11,8.15,8.16	Elicit document and present an appropriate history that includes onset evolution, presentation risk factors, family history, comorbid conditions, complications, medication, history of atherosclerosis, IHD and coronary syndromes
108	Dr. Suraj Bhole	12-07-23 12x01	SGT IM 2.6	Perform and interpret a 12 lead ECG
	Dr. C.A Kante	12-07-23	Clinics IM 8.17,8.18,8.19	JVP
109	Dr. C D Sarang	13/7/2023 12x01	Lecture IM 1.14	Enumerate and describe the indications and interpret laboratory and other tests used in stress related disorders
	Dr. Rahul Jawale	13/7/2023	Clinics IM 9.3,9.4,9.5	Identify and describe the timing, pitch quality conduction and significance of precordial murmurs and their variations
110	Dr. Tushar Patil	14/7/2023 12x01	SGT IM 1.15	

	Dr. Suraj Bhole	14/7/2023	4x05	SGT IM 2.7	Perform, demonstrate and document a physical examination including a vascular and cardiac examination that is appropriate for the clinical presentation
	Dr. Sanjay Patil	14/7/2023		Clinics IM 9.6,9.9,9.10	Describe the appropriate diagnostic work up based on the presumed aetiology
111	Dr. Suraj Bhole	15/7/2023	4x05	Lecture IM 2.8	Elicit document and present a medical history that will differentiate the aetiologies of obstructive airway disease, severity and precipitants
	Dr. Chetan Chaudhari	15/7/2023		Clinics IM 9.13,9.15,9.16	Prescribe replacement therapy with iron, B12, folate
112	Dr. C. A. Kante	17-07-23	8x09	Lecture IM 21.3	Describe the initial approach to the stabilization of the patient who presents with poisoning. Enumerate the common plant poisons seen in your area and describe their toxicology, clinical features, prognosis and specific approach to detoxification, common corrosives poisoning.
	Dr. Tushar Patil	17-07-23		Clinics IM 1.11,1.12	Perform and demonstrate a systematic examination based on the history that will help establish the diagnosis and estimate its severity including: measurement of pulse, blood pressure and respiratory rate, jugular venous forms and pulses, peripheral pulses, conjunctiva and fundus, lung, cardiac examination including palpation and auscultation with identification of heart sounds and murmurs, abdominal distension and splenic palpation. Demonstrate peripheral pulse, volume, character, quality and variation in various causes of heart failure
113	Dr. C. D. Sarang	18-07-23		Clinics IM 1.13	Measure the blood pressure accurately, recognise and discuss alterations in blood pressure in valvular heart disease and other causes of heart failure and cardiac tamponade
114	Dr. Suraj Bhole	19-07-23	2x03	Lecture IM 2.9	Distinguish and differentiate between stable and unstable angina and AMI based on the clinical presentation
	Dr. C. A. Kante	19-07-23		Clinics IM1.15,IM1.16	Identify and describe the timing, pitch quality conduction and significance of precordial murmurs and their variations
115	Dr. C. D. Sarang	20-07-23	12x01	Lecture IM 1.18	Perform and interpret a 12 lead ECG
	Dr. Ashish Sarode	20-07-23		Clinics IM 1.17	Order and interpret diagnostic testing based on the clinical diagnosis including 12 lead ECG, Chest radiograph, blood cultures
116	Dr. Tushar Patil	21-07-23	12x01	SGT IM 1.12, 2.11	Order and interpret a Chest Xray and markers of acute myocardial infarction
	Dr. Suraj Bhole	21-07-23	4x05	SGT IM2.12	Choose and interpret a lipid profile and identify the desirable lipid profile in the clinical context
	Dr. Harshal Patil	21-07-23		Clinics IM 1.29,2.6,3.0	Elicit document and present an appropriate history that includes onset evolution, presentation risk factors, family history, comorbid conditions, complications, medication, history of atherosclerosis, IHD and coronary syndromes
117	Dr. Suraj Bhole	22-07-23	4x05	Lecture IM 2.24	Counsel and communicate to patients with empathy lifestyle changes in atherosclerosis / post coronary syndromes

118	Dr. Shrinivas Kulkarni	23-07-23	Clinics IM 2.7, 2.8, 2.9	Generate document and present a differential diagnosis based on the clinical presentation and prioritise based on "cannot miss", most likely diagnosis and severity
119	Dr. C. A. Kante	24-07-23	4 to 5 Lecture IM 21.4	Enumerate the commonly observed drug overdose in your area and describe their toxicology, clinical features, prognosis and approach to therapy
	Dr. Tushar Patil	24-07-23	Lecture IM 2.22	Perform and demonstrate in a mannequin BLS
120	Dr. C. D. Sarang	25-07-23	Clinics IM 2.10, 2.21	Order and interpret a Chest Xray and markers of acute myocardial infarction
121	Dr. Suraj Bhole	26-07-23 2 to 3	Lecture IM 1.10	Elicit, document and present an appropriate history that will establish the diagnosis, cause and severity of heart failure including presenting complaints, precipitating and exacerbating factors, risk factors
	Dr. C. A. Kante	26-07-23	Clinics IM 3.5, 3.6, 3.7	Generate document and present a differential diagnosis based on the clinical features, and prioritise the diagnosis based on the presentation
122	Dr. C. D. Sarang	27-07-23	12 to 1 Lecture IM 1.20	Determine the severity of valvular heart disease based on the clinical and laboratory and imaging features and determine the level of intervention required including surgery
	Dr. Sumit Shejol	27-07-23	Clinics IM 3.8, 3.9, 3.10	Demonstrate the correct technique in a mannequin and interpret results of a blood culture
123	Dr. Tushar Patil	28-07-23	4 to 5 12 to 1 SGT IM 1.21	Describe and discuss and identify the clinical features of acute and subacute endocarditis, echocardiographic findings, blood culture and sensitivity and therapy
	Dr. Suraj Bhole	28-07-23	4 to 5 SGT IM 1.11	Assist in the performance, outline the correct tests that require to be performed and interpret the results of a pleural fluid aspiration
	Dr. Dilip Patil	28-07-23	Clinics IM 3.11, 3.18, 3.13	Communicate and counsel patient on family on the diagnosis and therapy of pneumonia.
124	Dr. Suraj Bhole	29-07-23 4 to 5	Lecture IM 4.9	Elicit document and present a medical history that helps delineate the aetiology of fever that includes the evolution and pattern of fever, associated symptoms, immune status, comorbidities, risk factors, exposure through occupation, travel and environment and medication use
	Dr. Suraj Bhole	29-07-23	Clinics IM 3.14, 3.18, 4.9	Order and interpret diagnostic tests based on the clinical diagnosis including blood glucose, lipids, thyroid function tests etc.
125	Dr. C. A. Kante	31-07-23	Clinics IM 21.6	Perform and demonstrate a general neurologic examination and a focused examination for signs of intracranial tension including neck signs of meningitis
	Dr. Khemchandra Borole	31-07-23	Clinics IM 4.10, 4.11, 4.13	Perform a systematic examination that establishes the diagnosis and severity of presentation that includes: general skin mucosal and lymph node examination, chest and abdominal examination (including examination of the liver and spleen)
126	Dr. C. D. Sarang	01-08-23	Clinics IM 4.14, 4.15, 4.19	Perform and interpret a sputum AFB. Perform and interpret a malarial smear

127	Dr. Suraj Bhole	02-08-23 2403	SDL Clinics IM 4.9	Identify the aetiology of fever that includes the evolution and pattern of fever, associated symptoms, immune status, comorbidities, risk factors, exposure through occupation, travel and environment and medication use
	Dr. C.A.Kante	02-08-23	SDL Clinics IM 4.20,4.25,4.25	Communicate to the patient and family the diagnosis and treatment/interpret a PPD (Mantoux)
128	Dr. C.D. Sarang	03-08-23 2401	Lecture IM 1.22	Assist and demonstrate the proper technique in collecting specimen for blood culture
	Dr. Dinesh Nehete	03-08-23	Clinics IM 4.26,5.9,5.10	Counsel the patient on malarial prevention. Perform a systematic examination that establishes the diagnosis and severity that includes nutritional status, mental status, jaundice, abdominal distension ascites, features of portosystemic hypertension and hepatic encephalopathy
129	Dr.Tushar Patil	04-08-23 2401	Lecture IM 1.22	Assist and demonstrate the proper technique in collecting specimen for blood culture
	Dr. Suraj Bhole	04-08-23	SGT IM4.10	Perform a systematic examination that establishes the diagnosis and severity of presentation that includes: general skin mucosal and lymph node examination, chest and abdominal examination(including examination of the liver and spleen)
	Dr. Nitin Choudhari	04-08-23	Clinics 5.11,5.15,6.17	Demonstrate in a mannequin and interpret results of a pleural fluid Aspiration.
	Dr. Suraj Bhole	05-08-23 4405	Lecture IM 4.11	Generate a differential diagnosis and prioritise based on clinical features that help distinguish between infective, inflammatory, malignant and rheumatologic causes
130	Dr. Bhushan Chopade	05-08-23	Clinics IM 6.14,6.19,6.20	Perform and interpret AFB sputum. Communicate diagnosis, treatment plan and subsequent follow up plan to patients
131	Dr.C. A. Kante	07-08-23 4405	Lecture IM 25.4	Perform a systematic examination that establishes the diagnosis and severity of presentation that includes: general skin, mucosal and lymph node examination, chest and abdominal examination (including examination of the liver and spleen)
	Dr.Tushar Patil	07-08-23	Clinics IM 6.21,6.22,7.11	Demonstrate understanding of ethical and legal issues regarding patient confidentiality and disclosure in patients with HIV. Elicit document and present a medical history that will differentiate the aetiologies of disease
132	Dr. C. D. Sarang	08-08-23	Clinics IM 7.12,7.14,7.15	Perform a systematic examination of all joints, muscle and skin that will establish the diagnosis and severity of disease. Describe appropriate diagnostic workup and treatment plan for rheumatological diseases. Enumerate Systemic manifestations of rheumatological diseases.

133	Dr. Suraj Bhole	09-08-23 (2x0)	Lecture /SGT IM 4.12	Order and interpret diagnostic tests based on the differential diagnosis including: CBC with differential, peripheral smear, urinary analysis with sediment, Chest X ray, blood and urine cultures, sputum gram stain and cultures, sputum AFB and cultures, CSF analysis, pleural and body fluid analysis, stool routine and culture and QBC.
	Dr. C.A.Kante	09-08-23	Clinics 7.16,7.20,7.21	Select, prescribe and communicate appropriate medications for relief of joint pain. prescribe and communicate preventive therapy for crystalline arthropathies
134	Dr. Tushar Patil	11-08-23 2x01	SGT IM1.25	Enumerate the indications for valvuloplasty, valvotomy, coronary revascularization and cardiac transplantation
	Dr. Suraj Bhole	11-08-23 2x03	SGT IM 4.17	Observe and assist in the performance of a bone marrow aspiration and biopsy in a simulated environment
	Dr. Sunil Chaudhari	11-08-23	Clinics IM 7.22,7.24,7.25	Demonstrate an understanding of the impact of rheumatologic conditions on quality of life, well being, work and family
135	Dr. Suraj Bhole	12-08-23 4x01	Lecture IM 4.25	Develop an appropriate empiric treatment plan based on the patient's clinical and immune status pending definitive diagnosis
	Dr. Shrinivas Kulkarni	12-08-23	Clinics IM7.26,8,9,8.10	Demonstrate an understanding of the impact of rheumatologic conditions on quality of life, well being, work and family. Perform a systematic examination that includes : an accurate measurement of blood pressure, fundus examination, examination of vasculature and heart
136	Dr. C. A.Kante	14-08-23 8x01	Lecture IM25.5	Perform a systematic examination that establishes the diagnosis and severity of presentation that includes: general skin, mucosal and lymph node examination, chest and abdominal examination (including examination of the liver and spleen)
	Dr. Tushar Patil	14-08-23	Clinics IM 8.11,8.15,8.16	Generate a differential diagnosis and prioritise based on clinical features that suggest a specifietaiology
137	Dr. Suraj Bhole	16-08-23	Lecture IM 4.25	Communicate to the patient and family the diagnosis and treatment
	Dr. C. A. Kante	16-08-23	Clinics IM 8.17,8.18,8.19	Perform and interpret a 12 lead ECG. Incorporate patient preferences in the management of HTN. Demonstrate understanding of the impact of Hypertension on quality of life, well being, work and family
138	Dr. C. D. Sarang	17-08-23 12x01	Lecture IM 1.26	Develop document and present a management plan for patients with heart failure based on type of failure, underlying aetiology
	Dr. Khemchandra Borole	17-08-23	Clinics IM 9.3,9.4,9.5	Elicit document and present a medical history that includes symptoms, risk factors including GI bleeding, prior history, medications, menstrual history, and family history
139	Dr. Tushar Patil	18-08-23 12x01	SGT IM1.27	Describe Complications of Rheumatic valvular heart disease. (Other than Infective Endocarditis), Describe and discuss the role of penicillin prophylaxis in the prevention of rheumatic heart disease
	Dr. Suraj Bhole	18-08-23 2x05	SGT IM4.26	Counsel the patient on malarial prevention

No holiday

	Dr. Dinesh Nehete	18-08-23	clinic IM 9.6,9.9,9.10	Describe the appropriate diagnostic work up based on the presumed aetiology
140	Dr. Suraj Bhole	19-08-23	SGT IM 4.26	Describe, perform and interpret a peripheral smear and stool examination Counsel the patient on malarial prevention
	Dr. Abhay Joshi	19-08-23	Lecture IM 8.9	Elicit document and present a medical history that includes duration and levels, symptoms, comorbidities, lifestyle, risk factors, family history, psychosocial and environmental factors, dietary assessment, previous and concomitant therapy
141	Dr. C. A. Kante	21-08-23	Lecture IM 25.6	Generate a differential diagnosis and prioritise based on clinical features that help distinguish between infective, inflammatory, malignant and rheumatologic causes
	Dr. Tushar Patil	21-08-23	Clinics IM 9.19,9.20,10.12	Communicate and counsel patients with methods to prevent nutritional anemia.
142	Dr. C. D. Sarang	22-08-23	Clinics IM 10.13,10.14,10.15	Describe the appropriate diagnostic work up based on the presumed aetiology, Enumerate the indications for and interpret the results of : renal function tests, calcium, phosphorus, PTH, urine electrolytes, osmolality, Anion gap, Describe and calculate indices of renal function based on available laboratories including FENA (Fractional Excretion of Sodium) and CrCl (Creatinine Clearance), Enumerate the indications and describe the findings in renal ultrasound
143	Dr. Suraj Bhole	23-08-23	Lecture/SGT IM8.10	Perform a systematic examination that includes : an accurate measurement of blood pressure, fundus examination, examination of vasculature and heart
	Dr. C. A. Kante	23-08-23	Clinics IM 10.16,10.17,10.18	Describe the appropriate diagnostic work up based on the presumed aetiology, Enumerate the indications for and interpret the results of : renal function tests, calcium, phosphorus, PTH, urine electrolytes, osmolality, Anion gap, Describe and calculate indices of renal function based on available laboratories including FENA (Fractional Excretion of Sodium) and CrCl (Creatinine Clearance), Enumerate the indications and describe the findings in renal ultrasound
144	Dr. C. D. Sarang	24-08-23	Lecture IM 1.24	Describe and discuss the pharmacology of drugs including indications, contraindications in the management of heart failure including diuretics, ACE inhibitors, Beta blockers, aldosterone antagonists and cardiac glycosides
	Dr. Abhay Joshi	24-08-23	Clinics IM10.20,10.21,10.22	Describe and discuss the indications for and insert a peripheral intravenous catheter
145	Dr. Tushar Patil	25-08-23	SGT IM 1.29	Orientation to General Exam
	Dr. Suraj Bhole	25-08-23	SGT IM 8.11	Generate a differential diagnosis and prioritise based on clinical features that suggest a specific aetiology
146	Dr. Khemchandra Borole	26-08-23	Lecture IM 8.15	Recognise, prioritise and manage hypertensive emergencies

147	Dr. C. A. Kante	28-08-23 5/10/23	Lecture 25.7	<p>Order and interpret diagnostic tests based on the differential diagnosis including: CBC with differential, serum biochemistry, peripheral smear, urinary analysis with sediment, Chest X ray, blood and urine cultures, sputum gram stain and cultures, sputum AFB and cultures, CSF analysis, pleural and body fluid analysis, stool routine and culture and QBC</p>
	Dr. Tushar Patil	28-08-23	Clinics IM 11.13,11.19,11.20	Demonstrate to and counsel patients correct technique on the of selfmonitoring of blood glucoses
148	Dr. C. D.Sarang	29-08-23	Clinics IM 11.21,12.5,12.6	Elicit document and present an appropriate history that will establish the diagnosis cause of thyroid dysfunction and its severity, Perform and demonstrate a systematic examination based on the history that will help establish the diagnosis and severity including systemic signs of thyrotoxicosis and hypothyroidism, palpation of the pulse for rate and rhythm abnormalities, neck palpation of the thyroid and lymph nodes and cardiovascular findings
149	Dr.C. D. Sarang	31-08-23	2/10/23 Lecture IM 1.30	Administer an intramuscular injection with an appropriate explanation to the patient
	Dr. Shrinivas Kulkarni	31-08-23	Clinics IM 12.7,12.8,12.9	Demonstrate the correct technique to palpate the thyroid. Order and interpret diagnostic testing based on the clinical diagnosis including CBC, thyroid function tests and ECG and radio iodine uptake and scan
150	Dr. Tushar Patil	01-09-23	12/10/23 SGT IM8.1	Define and classify hypertension, Describe and discuss the epidemiology, etiology, prevalence, pathophysiology and genetic basis of essential hypertension, Describe and discuss the differences between primary and secondary hypertension
	Dr.Suraj Bhole	01-09-23	12/10/23 SGT IM 8.2	
	Dr. Dinesh Nehete	01-09-23	Clinics IM 12.10,12.11,12.15	Epidemiology, pathogenesis, genetic basis of Hypothyroidism, interpretation of TFT, Pharmacotherapy, indication, ADR of Thyroxine. Iodization programmes of Govt of India
151	Dr. Suraj Bhole	02-09-23	14/10/23 Lecture IM 8.3	Define and classify hypertension, Describe and discuss the epidemiology, etiology, prevalence, pathophysiology and genetic basis of essential hypertension, Describe and discuss the differences between primary and secondary hypertension
	Dr. Sunil Chaudhari	02-09-23	Clinics IM 13.7,13.8,13.9	Perform and demonstrate a physical examination that includes an appropriate general and local examination that excludes the diagnosis, extent spread and complications of cancer
152	Dr. C.A. kante	04-09-23 5/10/23	Lecture IM 25.8	Describe and discuss the response and the influence of host immune status, risk factors and comorbidities on zoonotic diseases, pathophysiology and manifestations, appropriate diagnostic plan, newer techniques in the diagnosis, empiric treatment plan

	Dr. Tushar Patil	04-09-23		Clinics IM 1.11,1.12	estimate its severity including, measurement of pulse, respiration rate, pressure and respiratory rate, jugular venous pressure, carotid pulses, peripheral pulses, conjunctiva and fundus, lung, cardiac examination including palpation and auscultation with identification of heart sounds and murmurs, abdominal distension and splenic palpation
153	Dr C. D.Sarang	05-09-23		Clinics IM 1.13,1.14	Measure the blood pressure accurately, recognise and discuss alterations in blood pressure in valvular heart disease and other causes of heart failure and cardiac tamponade
154	Dr. Suraj Bhole	06-09-23	1205	Lecture IM 8.4	Identify and distinguish viral warts from other skin lesions
	Dr. C. A. Kante	06-09-23		Clinics IM 1.15, 1.16	Identify and describe the timing, pitch quality conduction and significance of precordial murmurs and their variations
155	Dr. C.D. Sarang	07-09-23	1205	Lecture IM 8.15	Recognise, prioritise and manage hypertensive emergencies
	Dr.Ashish Sarode	07-09-23		Clinics IM 1.17,1.18,1.22	Perform a systematic examination that establishes the diagnosis and severity that includes skin, peripheral pulses, blood pressure measurement, fundus examination, detailed examination of the foot (pulses, nervous and deformities and injuries)
156	Dr. Tushar Patil	08-09-23	1205	SGT IM 8.6	Define, describe and discuss and recognize hypertensive urgency and emergency
	Dr. Suraj Bhole	08-09-23	1205	SGT IM 8.7	Describe and discuss epidemiology, aetiology and the prevalence of secondary HT and the clinical manifestations of the various aetiologies of secondary causes of hypertension
	Dr. Sanjay Patil	08-09-23		Clinic IM 1.26, 1.27,1.28	Enumerate the causes of adult presentations of congenital heart disease and describe the distinguishing features between cyanotic and acyanotic heart disease
157	Dr. Suraj Bhole	09-09-23	1205	Lecture IM 8.8	Describe, discuss and identify target organ damage due to hypertension, Determine the need for specialist consultation
	Dr.Chetan Chaudhari	09-09-23		Clinics IM 1.29,2.6,3.0	Describe, discuss and identify target organ damage due to hypertension, Determine the need for specialist consultation
	Dr. C.A. kante	11-09-23		Lecture IM 24.10	Describe and discuss the etiopathogenesis causes, clinical presentation, difference in clinical presentation identification, functional changes, acute care, stabilization, management and rehabilitation of COPD in the elderly.
158	Dr. Tushar Patil	11-09-23	1205	Clinics IM 2.7,2.8,2.9	Describe and discuss the etiopathogenesis, clinical presentation, identification, functional changes, acute care, stabilization, management and rehabilitation of, vascular events and CVA in the elderly

159	Dr. C. D.Sarang	12-09-23	Clinics IM 2.10,2.11,2.21	Discuss and describe the epidemiology, antecedents and risk factors both modifiable and non-modifiable, the pathogenesis, natural history, evolution and complications of atherosclerosis and IHD.
160	Dr.Suraj Bhole	13-09-23 12/01	Lecture/SGT IM. 26.12	Decision making in health care - Identify, discuss and defend medico legal, socio-cultural and ethical issues as it pertains to decision making in health care including advanced directives and surrogate decision making, decision making in emergency care including situations where patients do not have the capability or capacity to give consent, Identify, discuss and defend, medico legal, socio-cultural and ethical issues as they pertain to consent for surgical procedures
161	Dr. C. A.Kante	14-09-23	Clinics IM 2.22,2.24,3.4	Perform and demonstrate in a mannequin BLS
	Dr. Tushar Patil	15-09-23	12/01 SGT IM. 8.14	Develop an appropriate treatment plan for patient with hypertension
	Dr.Suraj Bhole	15-09-23	4/05 SGT IM. 8.13	Describe the appropriate diagnostic work up based on the presumed aetiology, Enumerate the indications for and interpret the results of : CBC, Urine routine, BUN, Cr, Electrolytes, Uric acid, ECG
	Dr. Abhay Joshi	15-09-23	Clinic IM.3.8,3.9,3.10	Demonstrate in a mannequin and interpret results of an arterial blood gas examination
162	Dr. Suraj Bhole	16-09-23	4/05 Lecture IM. 24.10	Describe and discuss the etiopathogenesis causes, clinical presentation, difference in clinical presentation identification, functional changes, acute care, stabilization, management and rehabilitation of COPD in the elderly.
	Dr. Khemchandra Borole	16-09-23	Clinic IM .3.11,3.18,	Describe and enumerate the indications for further testing including HRCT, Viral cultures, PCR and specialised testing
163	Dr. C. A.Kante	18-09-23 8/01	Lecture IM. 24.3	Describe and discuss the epidemiology, pathogenesis, clinical evolution, presentation and course of common diseases in the elderly, Describe and discuss the etiopathogenesis, clinical presentation, identification, functional changes, acute care, stabilization management and rehabilitation of acute confusional states, depression, dementia and personality changes in elderly.
	Dr. Tushar Patil	18-09-23	Clinic IM .3.14,3.18	Perform and interpret a sputum gram stain and AFB
164	Dr.Suraj Bhole	20-09-23 2/03	SGT Lecture IM. 24.11	Describe and discuss the aetiopathogenesis, clinical presentation, identification, functional changes, acute care, stabilization, management and rehabilitation of the elderly undergoing surgery
	Dr. C. A.Kante	20-09-23	Clinic IM. 4.10, 4.11	Examination of skin, lymph node, chest and abdominal examination
165	Dr. C. D. Sarang	21-09-23 12/01	Lecture IM. 24.12	Describe and discuss the aetiopathogenesis, clinical presentation, identification, functional changes, acute care, stabilization, management and rehabilitation of osteoporosis, degenerative joint disease, falls, and common fractures in elderly

	21-09-23	Clinic IM. 4.20,4.24,4.25	Interpret a PPD (Mantoux)	
	Dr. Tushar Patil	22-09-23 4/20	SGT IM . 26.37	Time management - Demonstrate ability to manage time appropriately, Demonstrate ability to balance personal and professional priorities
166	Dr.Suraj Bhole	22-09-23 4/20	SGT IM . 26.12	Decision making in health care - Identify, discuss and defend medico legal, socio-cultural and ethical issues as it pertains to decision making in health care including advanced directives and surrogate decision making, decision making in emergency care including situations where patients do not have the capability or capacity to give consent, Identify, discuss and defend, medico legal, socio-cultural and ethical issues as they pertain to consent for surgical procedures
	Dr. Shrinivas Kulkarni	22-09-23	Clinic IM. 4.26 5.9, 5.10	Counsel the patient on malarial prevention
167	Dr.Suraj Bhole	23-09-23 4/20	Lecture IM. 24.15	Describe and discuss the aetiopathogenesis, clinical presentation, identification, functional changes, acute care, stabilization, management and rehabilitation of vision and visual loss, hearing loss and disabilities in the elderly
	Dr. Nitin Choudhari	23-09-23	Clinic IM. 5.11,5.15,6.7	Demonstrate in a mannequin and interpret results of a pleural fluid Aspiration
168	Dr. C A Kante	25/9/2023	Lecture IM 24.4	Describe and discuss the etiopathogenesis, clinical presentation, identification, functional changes, acute care, stabilization, management and rehabilitation of, vascular events and CVA in the elderly
	Dr. Tushar Patil	25/9/2023	Clinics IM 6.8,6.9,6.10	Generate a differential diagnosis and prioritise based on clinical features that suggest a specific aetiology for the presenting symptom
169	Dr. C D Sarang	26/9/2023	Clinics IM 6.14,6.19,6.20	Perform and interpret AFB sputum
170	Dr. Suraj Bhole	27/9/2023	Lecture / SGT IM 24.10	Describe and discuss the etiopathogenesis causes, clinical presentation, difference in clinical presentation identification, functional changes, acute care, stabilization, management and rehabilitation of COPD in the elderly.
	Dr. C A Kante	27/9/2023	Clinics IM 6.21,6.22,7.11	Communicate with patients on the importance of medication adherence
171	Dr. Tushar Patil	29/9/2023	SGT IM 26.1	Demonstrate ability to work in a team of peers and superiors
	Dr. Suraj Bhole	29/9/2023	SGT IM 26.2	Demonstrate respect to patient privacy
	Dr.Ashish Sarode	29/9/2023	Clinics IM 7.12,7.14,7.15	Perform a systematic examination of all joints, muscle and skin that will establish the diagnosis and severity of disease
172	Dr. Suraj Bhole	30-09-23	Lecture IM. 24.20	Enumerate and describe social interventions in the care of elderly including domiciliary discussion services, rehabilitation facilities, old age homes and state interventions
	Dr. Sanjay Patil	30-09-23	Clinic IM. 7.16, 7.17, 7.18	Articular from periarticular symptoms; Signs and symptoms of articular and periarticular diseases, Indications for Arthrocentesis
173	Dr. C D Sarang	03-10-23	Clinic IM 7.19,7.20,7.21	Choose and interpret diagnostic and imaging tests in the diagnosis of movement disorders, Enumerate the indications for use of surgery and botulinum toxin in the treatment of movement disorders

174	Dr. Suraj Bhole	04-10-23 1200	Lecture / SGT IM 26.4	Bioethics in Clinical Practice - Describe and discuss the role of beneficence, non-maleficence, autonomy and shared responsibility as guiding principles in patient care
	Dr. C A Kante	04-10-23	Clinic IM 7.22,7.24,7.25	Select, prescribe and communicate treatment option for systemic rheumatologic conditions
175	Dr. C D Sarang	05-10-23 1200	Lecture IM. 26.5	Bioethics in Clinical Practice - Describe and discuss the role of beneficence, non-maleficence, autonomy and shared responsibility as guiding principles in patient care
	Dr. Chetan Chaudhari	05-10-23	Clinic IM. 7.26, 8.9,8.10	Demonstrate an understanding of the impact of rheumatologic conditions on quality of life, well being, work and family
176	Dr. Tushar Patil	06-10-23 1200	SGT IM 26.25	Demonstrate ability to work in a team of peers and superiors - Demonstrate respect in relationship with patients, fellow team members, superiors and other health care workers - Demonstrate responsibility and work ethics while working in the health care team
	Dr. Suraj Bhole	06-10-23 1200	SGT IM 26.20	Demonstrate ability to communicate to patients in a respectful, non-threatening, non-judgemental and empathetic manner
	Dr. Shrinivas Kulkarni	06-10-23	Clinic IM. 8.12,8.13	Describe the appropriate diagnostic work up based on the presumed aetiology, Enumerate the indications for and interpret the results of : CBC, Urine routine, BUN, Cr, Electrolytes, Uric acid, ECG
177	Dr. Suraj Bhole	07-10-23 1200	Lecture Clinic IM. 26.35	Demonstrate empathy in patient encounters
	Dr. Bhushan Chopade	07-10-23	Clinic IM. 8.14	Develop an appropriate treatment plan for patient with hypertension
178	Dr. C A Kante	09-10-23 1200	Lecture Clinic IM. 24.22	Describe and discuss the aetiopathogenesis, clinical presentation, complications, assessment and management of nutritional disorders in the elderly
	Dr. Tushar Patil	09-10-23	Clinic IM. 9.3, 9.4,9.5	History taking and causes of anemia Perform a systematic examination that includes : general examination for pallor, oral examination
179	Dr. C D Sarang	10-10-23	Clinic IM. 9.1; 9.2	Classification of anemia; Etiology & Prevalence
180	Dr. Suraj Bhole	11-10-23 1200	SGT . Lecture IM . 26.22	Demonstrate respect to patient privacy - Demonstrate ability to maintain confidentiality in patient care
	Dr. C A Kante	11-10-23	Clinic IM. 9.12	Diagnostic plan for evaluation of anemia including BMA& Biopsy
181	Dr. C D Sarang	12-10-23 1200	Lecture IM. 26.25	Decision making in health care - Identify, discuss and defend medico legal, socio-cultural and ethical issues as it pertains to decision making in health care including advanced directives and surrogate decision making, decision making in emergency care including situations where patients do not have the capability or capacity to give consent, Identify, discuss and defend, medico legal, socio-cultural and ethical issues as they pertain to consent for surgical procedures
	Dr. Dilip Onkar Patil	12-10-23	Clinic IM. 9.20,10.12	Communicate and counsel patients with methods to prevent nutritional anemia
182	Dr. Tushar Patil	13-10-23 1200	SGT IM. 26.11	Bioethics in Clinical Practice - Describe and discuss the role of beneficence, non-maleficence, autonomy and shared responsibility as guiding principles in patient care

	Dr. Suraj Bhole	13-10-23	SGT IM: 26.B	Organ Donation in India - Identify discuss medico legal, socio-economic and ethical issues as it pertains to organ donation
	Dr. Sumit Shejol	13-10-23	Clinic IM. 10.13,10.14,10.15	Describe the appropriate diagnostic work up based on the presumed aetiology, Enumerate the indications for and interpret the results of : renal function tests, calcium, phosphorus, PTH, urine electrolytes, osmolality, Anion gap, Describe and calculate indices of renal function based on available laboratories including FENa (Fractional Excretion of Sodium) and CrCl (Creatinine Clearance), Enumerate the indications and describe the findings in renal ultrasound
183	Dr. Suraj Bhole	14-10-23	4 to 5 Lecture Clinic. 26.13	Decision making in health care - Identify, discuss and defend medico legal, socio-cultural and ethical issues as it pertains to decision making in health care including advanced directives and surrogate decision making, decision making in emergency care
	Dr. Shrinivas Kulkarni	14-10-23	Clinic IM. 10.16,10.17,10.15	Describe the appropriate diagnostic work up based on the presumed aetiology, Enumerate the indications for and interpret the results of : renal function tests, calcium, phosphorus, PTH, urine electrolytes, osmolality, Anion gap, Describe and calculate indices of renal function based on available laboratories including FENa (Fractional Excretion of Sodium) and CrCl (Creatinine Clearance), Enumerate the indications and describe the findings in renal ultrasound
184	Dr. C A Kante	16-10-23	8 to 9 Lecture Clinic. 24.20	Demonstrate ability to communicate to patients in a respectful, non threatening, non judgemental and empathetic manner
	Dr. Tushar Patil	16-10-23	Clinic IM. 10.25	Identify and describe the priorities in the management of ARF including diet, volume management, alteration in doses of drugs, monitoring and indications for dialysis
185	Dr. C D Sarang	17-10-23	Clinic IM. 11.7	Elicit document and present a medical history that will differentiate the etiologies of diabetes including risk factors, precipitating factors, lifestyle, nutritional history, family history, medication history, co morbidities and target organ disease
186	Dr. Suraj Bhole	18-10-23	2 to 3 SGT/Lecture IM 22.4	Enumerate the components and describe the genetic basis of the multiple endocrine neoplasia syndrome
	Dr. C. A. Kante	18-10-23	Clinics IM 11.8,11.11,11.12	Perform a systematic examination that establishes the diagnosis and severity that includes skin, peripheral pulses, blood pressure measurement, fundus examination, detailed examination of the foot (pulses, nervous and deformities and injuries)
187	Dr. C. D. Sarang	19-10-23	12 to 1 Lecture IM 26.15	Elicit and document and present an appropriate history that includes the natural history, dietary history, travel , sexual history and other concomitant illnesses
	Dr. Umang Patil	19-10-23	Clinics IM 11.13,11.19,11.20	Bedside urine analysis & Perform and interpret aurinary ketone estimation with a dipstick. Demonstrate to and counsel patients correct technique on the of self monitoring of blood glucoses

188	Dr. Tushar Patil	20-10-23	2 to 1 SGT IM 26.19	Demonstrate ability to work in a team of peers and superiors - Demonstrate respect in relationship with patients, fellow team members, superiors and other health care workers
	Dr. Suraj Bhole	20-10-23	4 to 1 SGT IM 26.20	Demonstrate ability to communicate to patients in a respectful, non threatening, non judgemental and empathetic manner
	Dr. Nitin Chaudhari	20-10-23	Clinics IM 11.21,12.5,12.6	Elicit document and present an appropriate history that will establish the diagnosis cause of thyroid dysfunction and its severity. Perform and demonstrate a systematic examination based on the history that will help establish the diagnosis and severity including systemic signs of thyrotoxicosis and hypothyroidism, palpation of the pulse for rate and rhythm abnormalities, neck palpation of the thyroid and lymph nodes and cardiovascular findings.
189	Dr. Suraj Bhole	21-10-23	4 to 5 Lecture IM 26.18	Describe the clinical features and distinguish, based on clinical examination, the various disorders of speech
	Dr. Rajesh Manwatkar	21-10-23	Clinics IM 12.7,12.8,12.5	Perform, demonstrate and document a physical examination including a vascular and cardiac examination that is appropriate for the clinical presentation
	Dr. C. A. Kante	23-10-23	5 to 1 Lecture IM 26.18	Elicit document and present an appropriate history that includes onset evolution, presentation risk factors, family history, comorbid conditions, complications, medication, history of atherosclerosis, IHD and coronary syndromes
190	Dr. Tushar Patil	23-10-23	Clinics IM 12.10,12.11,12.15	Select, describe and prescribe based on the most likely aetiology, an appropriate empirical antimicrobial based on the pharmacology and antimicrobial spectrum
	Dr. Suraj Bhole	25-10-23	2 to 3 SDL IM 26.32	Generate a differential diagnosis and prioritise based on clinical features that help distinguish between infective, inflammatory, malignant and rheumatologic causes
191	Dr.C. A. Kante	25-10-23	Clinics IM 13.7,13.8,13.9	Perform a systematic examination that establishes the diagnosis and severity that includes nutritional status, mental status, jaundice, abdominal distension ascites, features of portosystemic hypertension and hepatic encephalopathy
192	Dr. C.D.Sarang	26-10-23	1 to 1 Lecture IM 26.33	Demonstrate appropriate respect to colleagues in the profession
	Dr. Tejendra Chaudhary	26-10-23	Clinics IM 1.11,1.12	Orientation to General Exam
193	Dr. Tushar Patil	27-10-23	12 to 1 SGT IM 26.35	Demonstrate empathy in patient encounters
	Dr. Suraj Bhole	27-10-23	4 to 5 SGT IM 26.36	Demonstrate empathy in patient encounters
	Dr. Sandip Bharude	27-10-23	Clinics IM 1.13,1.14	Measure BP accurately, JVP
194	Dr. Suraj Bhole	28-10-23	4 to 5 Lecture IM 26.36	Communicate care options to patient and family with a terminal illness in a simulated environment
	Dr. Shrinivas Kulkarni	28-10-23	Clinic IM. 1.15,1.16	Identify and describe the timing, pitch quality conduction and significance of precordial murmurs and their variations
	Dr. C. A. Kante	30-10-23	5 to 9 Lecture IM 26.3	Bioethics in Clinical Practice - Describe and discuss the role of beneficence, non-maleficence, autonomy and shared responsibility as guiding principles in patient care
195	Dr. Tushar Patil	30-10-23	Clinic IM. 1.17,1.18,1.22	Order and interpret diagnostic testing based on the clinical diagnosis including 12 lead ECG, Chest radiograph, blood cultures Perform and interpret a 12 lead ECG

25-11-19 Pimpri pending 7-12-2021

	Dr. Suraj Bhole	01-11-23	SGT Lecture IM. 26.19	Demonstrate ability to work in a team of peers and superiors
	Dr. C. A. Kante	01-11-23	Clinic IM. 1.29,3.1,2.6	Orientation to General Exam Define, discuss, describe and distinguish community acquired pneumonia, nosocomial pneumonia and aspiration pneumonia
197	Dr. C. D. Sarang	02-11-23	Lecture IM .26.38	Professional Development – Describe and discuss the commitment to lifelong learning as an important part of physician growth, Demonstrate a commitment to continued learning, Demonstrate personal grooming that is adequate and appropriate for health care responsibilities, Demonstrate ability to form and function in appropriate professional networks, Demonstrate ability to pursue and seek career advancement, Demonstrate commitment to learning and scholarship.
	Dr. Shrinivas Kulkarni	02-11-23	Clinic IM. 2.7,2.8,2.9	CVS Examination with demonstration Generate document and present a differential diagnosis based on the clinical presentation and prioritise based on "cannot miss", most likely diagnosis and severity
198	Tushar Patil	03-11-23	SGT IM 29.39	Professional Development – Describe and discuss the commitment to lifelong learning as an important part of physician growth, Demonstrate a commitment to continued learning, Demonstrate personal grooming that is adequate and appropriate for health care responsibilities, Demonstrate ability to form and function in appropriate professional networks, Demonstrate ability to pursue and seek career advancement, Demonstrate commitment to learning and scholarship.
	Dr. Suraj Bhole	03-11-23	SGT IM 26.43	Discuss and enumerate the indications for and findings on echocardiogram, stress testing and coronary angiogram
	Dr. Tejendra Chaudhary	03-11-23	Clinics IM 2.10,2.11,2.21	Demonstrate surface marking of lines of pleural reflection, Lung borders and fissures, Trachea, Heart borders, Apex beat & Surface projection of valves of heart
199	Dr. Suraj Bhole	04-11-23	Lecture IM26.41	Demonstrate ability to work in a mentoring relationship with junior colleagues
	Dr. Rajesh Manwatkar	04-11-23	Clinics 2.22,2.4,3.4	Discuss and describe the epidemiology, antecedents and risk factors both modifiable and non-modifiable, the pathogenesis, natural history, evolution and complications of atherosclerosis and IHD.
200	Dr. C. D. Sarang	07-12-23	Lecture IM26.42	Discuss and describe the epidemiology, antecedents and risk factors both modifiable and non-modifiable, the pathogenesis, natural history, evolution and complications of atherosclerosis and IHD.
	Dr. Sumit Shejol	07-12-23	Clinics IM 3.5,3.6,3.7	Orientation to history taking, general examination & systemic examination of Respiratory system Generate document and present a differential diagnosis based on the clinical features, and prioritise the diagnosis based on the presentation

201	Dr. Tushar Patil	08-12-23 18	SGT IM 26.47	Euthanasia, current position in India Identify, discuss and define medical, legal, socio-cultural and ethical issues as they pertain to refusal of care including do not resuscitate and withdrawal of life support
	Dr. Suraj Bhole	08-12-23 4705	SGT IM 26.45	Demonstrate ability to work in a team of peers and superiors - Demonstrate respect in relationship with patients, fellow team members, superiors and other health care workers- Demonstrate responsibility and work ethics while working in the health care team
	Dr. Bhushan Chopade	08-12-23	Clinics IM 3.8,3.9,3.10	Demonstrate in a mannequin and interpret results of an arterial blood gas examination Demonstrate in a mannequin and interpret results of a pleural fluid aspiration
202	Dr. Suraj Bhole	09-12-23 4705	Lecture IM 2.6	Elicit document and present an appropriate history that includes onset evolution, presentation risk factors, family history, comorbid conditions, complications, medication, history of atherosclerosis, IHD and coronary syndromes
	Dr. Sanjay Patil	09-12-23	Clinics IM 3.11,3.18,3.13	Describe and enumerate the indications for further testing including HRCT, Viral cultures, PCR and specialised testing Communicate and counsel patient on family on the diagnosis and therapy of Select, describe and prescribe based on culture and sensitivity appropriate empirical antimicrobial based on the pharmacology and antimicrobial spectrum
203	Dr. C. A. Kante	11-12-23 8104	Lecture IM 26.37	Enumerate the causes and describe the clinical features and the correct approach to the diagnosis and management of the patient with Hyponatremia and hypernatremia
	Dr. Tushar Patil	11-12-23	Clinics IM 3.14,3.18,4.9	Perform and interpret a sputum gram stain and AFB. Communicate and counsel patient on family on the diagnosis and therapy of pneumonia. Elicit document and present a medical history that helps delineate the aetiology of fever that includes the evolution and pattern of fever, associated symptoms, immune status, comorbidities, risk factors, exposure through occupation, travel and environment and medication use.
204	Dr. C. D. Sarang	12-12-23	Clinics IM 4.10,4.11,4.13	Perform a systematic examination that establishes the diagnosis and severity of presentation that includes: general skin mucosal and lymph node examination, chest and abdominal examination (including examination of the liver and spleen)
205	Dr. Suraj Bhole	13-12-23 2704	Lecture/SGT IM 26.49	Administer informed consent and appropriately address patient queries to a patient being enrolled in a research protocol in a simulated environment
	Dr. C. A. Kante	13-12-23	Clinics IM 4.14,4.15,4.19	Perform and interpret a malarial smear. Perform and interpret a sputum AFB

206	Dr. C. D. Sarang	14-12-23 11:00	Lecture IM 26.47	Euthanasia, current position in India - Identify, discuss and defend medico legal, socio-cultural and ethical issues as they pertain to refusal of care including do not resuscitate and withdrawal of life support
	Dr. Ashish Sarode	14-12-23	Clinics 4.20,4.24,4.25	Interpret a PPD (Mantoux), Communicate to the patient and family the diagnosis and treatment
207	Dr. Tushar Patil	15-12-23 12:00	SGT IM 26.48	Professional Development – Describe and discuss the commitment to lifelong learning as an important part of physician growth, Demonstrate a commitment to continued learning, Demonstrate personal grooming that is adequate and appropriate for health care responsibilities, Demonstrate ability to form
	Dr. Suraj Bhole	15-12-23 4:00	SGT IM 15.16	Investigation (endoscopy, colonoscopy, imaging) and treatment of GI bleed including pharmacotherapy of acid peptic disease (including H.pylori), pressors, endoscopic interventions and surgery and appropriate level of specialist consultation
	Dr. Abhay Joshi	15-12-23	Clinics IM 4.26,5.9,5.10	Counsel the patient on malarial prevention. Perform a systematic examination that establishes the diagnosis and severity that includes nutritional status, mental status, jaundice, abdominal distension ascites, features of portosystemic hypertension and hepatic encephalopathy
208	Dr. Suraj Bhole	16-12-23 4:00	Lecture IM 16.11	Diagnosis of acute diarrhea (Stool culture & Blood culture); Diagnosis of chronic diarrhea (Antibodies, colonoscopy, imaging & biopsy)
	Dr. Chetan Chaudhari	16-12-23	Clinics IM 5.11,5.15,6.7	Demonstrate in a mannequin and interpret results of a pleural fluid Aspiration
209	Dr. C. A. Kante	17-12-23	Lecture IM .26.47	Euthanasia, current position in India - Identify, discuss and defend medico legal, socio-cultural and ethical issues as they pertain to refusal of care including do not resuscitate and withdrawal of life support
	Dr. Tushar Patil	17-12-23	Clinic IM .6.9,6.10	Describe and discuss the pathogenesis, evolution and clinical features of common HIV related opportunistic infections, malignancies, skin and oral lesions, Choose and interpret appropriate diagnostic tests to diagnose and classify theseverity of HIV-AIDS including specific tests of HIV, CDC
210	Dr. C. D. Sarang	19-12-23	Clinic IM. 6.14,6.19,6.20	Perform and interpret AFB sputum
211	Dr. Suraj Bhole	20-12-23 2:00	Lecture SGT. 16.12	Diagnosis of acute diarrhea (Stool culture & Blood culture); Diagnosis of chronic diarrhea (Antibodies, colonoscopy, imaging & biopsy)
	Dr. C. A. Kante	20-12-23	Clinic IM. 6.21,6.22,7.11	Communicate with patients on the importance of medication adherence Demonstrate understanding of ethical and legal issues regarding patient confidentiality and disclosure in patients with HIV

	Dr. C. D. Sarang	21-12-23	Lecture IM . 16.12	Diagnosis of acute diarrhea (Stool culture & Blood culture), Diagnosis of chronic diarrhea (Antibodies, colonoscopy, imaging & biopsy)
212	Dr. Ashish Sarode	21-12-23	Clinic IM. 7.12,7.14,7.15	Perform a systematic examination of all joints, muscle and skin that will establish the diagnosis and severity of disease. Describe appropriate diagnostic workup and treatment plan for rheumatological diseases. Enumerate Systemic manifestations of rheumatological diseases
213	Dr. Tushar Patil	22-12-23	SGT IM. 16.8	Choose and interpret diagnostic tests based on the clinical diagnosis including complete blood count, and stool examination
	Dr. Suraj Bhole	22-12-23	SGT IM. 16.17	Distinguish based on the clinical presentation Crohn's disease from Ulcerative Colitis, Describe and enumerate the indications, pharmacology and side effects of pharmacotherapy including immunotherapy, the indications for surgery in inflammatory bowel disease
	Dr. Abhay Joshi	22-12-23	Clinic IM. 7.16,7.17,7.18	Articular from periarticular symptoms; Signs and symptoms of articular and periarticular diseases, Indications for Arthrocentesis Enumerate the indications and interpret plain radiographs of joints
214	Dr. Suraj Bhole	23-12-23	Lecture IM . 24.1	Describe and discuss the epidemiology, pathogenesis, clinical evolution, presentation and course of common diseases in the elderly, Describe and discuss the etiopathogenesis, clinical presentation, identification, functional changes, acute care, stabilization management and rehabilitation of acute confusional states, depression, dementia and personality changes in elderly.
	Dr. Chetan Chaudhari	23-12-23	Clinic IM. 7.20,7.21	Select, prescribe and communicate appropriate medications for relief of joint pain Select, prescribe and communicate preventive therapy for crystalline arthropathies
215	Dr. C. A. Kante	25-12-23	Lecture IM . 26.47	Euthanasia, current position in India - Identify, discuss and defend medico legal, socio-cultural and ethical issues as they pertain to refusal of care including do not resuscitate and withdrawal of life support
	Dr. Tushar Patil	25-12-23	Clinic IM. 7.22,7.24,7.25	Select, prescribe and communicate treatment option for systemic rheumatologic conditions Communicate and incorporate patient preferences in the choice of therapy Develop and communicate appropriate follow up and monitoring plans for patients with rheumatologic conditions
216	Dr. Chetan Chaudhari	26-12-23	Clinic IM. 7.26,8.9.8.10	Demonstrate an understanding of the impact of rheumatologic conditions on quality of life, well being, work and family
217	Dr. Suraj Bhole	27-12-23	SDL IM. 24.4	Describe and discuss the etiopathogenesis, clinical presentation, identification, functional changes, acute care, stabilization, management and rehabilitation of, vascular events and CVA in the elderly

Christmas Day

	Dr. C. A. Kante	27-12-23	Clinic IM. 8.11,8.15, 8.16	Generate a differential diagnosis and prioritise based on clinical features. Then suggest a specific aetiology. Recognise, prioritise and manage the common emergencies. Develop and communicate to the patient lifestyle modification including weight reduction, moderation of alcohol intake, physical activity and sodium intake.
218	Dr. C. D. Sarang	28-12-23	Lecture IM . 16.14	Describe and discuss the aetiology of acute and chronic diarrhea including infectious and noninfectious causes, Distinguish between diarrhea and dysentery based on clinical features, Describe and enumerate the indications, pharmacology and side effects of pharmacotherapy for parasitic, bacterial and viral causes of diarrhea.
	Dr. Amol Firake	28-12-23	Clinic IM. 8.17,8.18,8.19	Perform and interpret a 12 lead ECG
219	Dr. Tushar Patil	29-12-23	SGT IM. 16.15	Distinguish based on the clinical presentation Crohn's disease from Ulcerative Colitis, Describe and enumerate the indications, pharmacology and side effects of pharmacotherapy including immunotherapy, the indications for surgery in inflammatory bowel disease.
220	Dr. Suraj Bhole	29-12-23	SGT IM. 24.10	Describe and discuss the etiopathogenesis causes, clinical presentation, difference in clinical presentation identification, functional changes, acute care, stabilization, management and rehabilitation of COPD in the elderly.
221	Dr. Chimutai Chinte	29-12-23	Clinic IM. 9.4,9.5	Perform a systematic examination that includes : general examination for pallor, oral examination. Generate a differential diagnosis and prioritise based on clinical features that suggest a specific aetiology.
222	Dr. Suraj Bhole	30-12-23	Lecture IM. 24.10	Describe and discuss the etiopathogenesis causes, clinical presentation, difference in clinical presentation identification, functional changes, acute care, stabilization, management and rehabilitation of COPD in the elderly.
223	Dr. Bhushan Chopade	30-12-23	Clinic IM. 9.6,9.9,9.10	Describe the appropriate diagnostic work up based on the presumed aetiology. Order and interpret tests for anemia including hemogram, red cell indices, reticulocyte count, iron studies, B12 and folate.

1. Number of Lectures and topics covered in last academic year (attach additional sheet, if required) Minor May 2025			
S.No.	Faculty Name	Date	Topic Cover
<b>01-05-2025 Maharashtra Day</b>			
1	DR. SARANG CHIMANLAL DAHYABHAI	05-05-25	Lecture:IM 5.6 Enumerate the local poisonous snakes and describe the distinguishing marks of each. Describe the initial approach to the stabilization of the patient who presents with snake bite. Enumerate the indications and describe the pharmacology, dose, adverse reactions, hypersensitivity reactions of anti snake venom.
2	DR. DINESH EKNATH NEHETE	05-05-25	Lecture:IM 5.16 Epidemiology, microbiology, immunology, clinical evolution of infective (viral) hepatitis and its management including vaccination
<b>12-05-2025 Budh Purnima</b>			
3	DR. KHEMCHANDRA DHANRAJ BOROLE	19-05-25	Lecture IM 20.7 Enumerate the indications and describe the pharmacology, dose, adverse reactions, hypersensitivity reactions of anti snake venom
4	DR. SURAJ VISHNU BHOLE	19-05-25	Lecture IM. 1.4 Discuss the role of dental caries as a focus of sepsis
<b>25-05-2025 To 31/05/2025 Vacation</b>			

  
**Dr. C.D. SARANG**  
 M.D (Medicine)  
 H.O.D. and Professor  
 Dept. of General Medicine  
 D.U.P.M.C. & H. Jalgaon Kh.

1. Number of lectures /small group teachings / self-directed learning sessions /clinics /etc taken and topics covered in last academic Year (attach additional sheet, if required) Minor April 2025

S.No.	Faculty Name	Date	Lecture. SGD SDL CLINIC Others	Topic Cover
1	Dr.Chimanlal Dabhyabhai Sarang	07-04-25	IM 17.1,17.16	Define and classify headache and describe the presenting features, precipitating factors, aggravating and relieving factors of various kinds of headache. Choose and interpret diagnostic testing based on the clinical diagnosis including imaging. Enumerate the indications for emergency care admission and immediate supportive care in patients with headache.
2	Dr. Dinesh Eknath Nehete	07-04-25	IM 15.3	Elicit and document a history and clinical examination and choose appropriate investigations in a patient with mental retardation
<b>10/04/2025 Mahavir Jayanti</b>				
<b>14-04-2025 Ambedkar Jayanti</b>				
4	Dr.Ansari Basheeruddin Shamsuddin	15-04-25	IM 15.1	Etiology and distinguishing features of UGI and LGI Bleed
<b>18/04/2025 Good Friday</b>				
5	Dr.Harshal Surendra Patil	21-04-25	IM 19.8	Discuss and describe the pharmacology, dose, side effects and interactions used in the drug therapy of Parkinson's syndrome
6	Dr.Khemchandra Dhanraj Borole	21-04-25	IM 15.11	Setting up IV infusion and calculating drip rate
7	Dr. Dilip Onkar Patil	28-04-25	IM 19.9	Choose and interpret diagnostic and imaging tests in the diagnosis of movement disorders. Enumerate the indications for use of surgery and botulinum toxin in the treatment of movement disorders
8	Dr. Suraj Bhole	28-04-25	IM 20.1	Pathophysiology, evolution, management and Complication of cirrhosis and portal hypertension, indications for hepatic transplantation. IM 20.1

**Dr.C.D.SARANG**

M.D.(Medicine)

H.O.D. and Professor

Dept.of General Medicine

D.U.P.M.C.& H.Jaigaon Kh.

**Dep. Of General Medicine**

**1. Number of lectures /small group teachings / self-directed learning sessions /clinics (etc taken and topics covered in last academic Year (attach additional sheet, if required) Minor March 2025**

S.No.	Faculty Name	Date	Lecture. SGID SDL CLINIC Others	Topic Cover
1	Dr. Abhishekh Chopker	03-03-2025	SDL, IM 17.11	Describe the indications, pharmacology, dose, side effects of abortive therapy and prophylactic therapy in migraine. Decision making in health care - Identify discuss and defend medico legal, socio-cultural and ethical issues as it pertains to decision making in health care including advanced directives and surrogate decision making. decision making in emergency care including situations where patients do not have the capability or capacity to give consent, Identify discuss and defend, medico legal, socio-cultural and ethical issues as they pertain to consent for surgical procedures
2	Dr. Sarang Sir	03-03-2025	IM 26.12	Describe the initial management of a hemorrhagic stroke. Enumerate the indications for surgery in a hemorrhagic stroke
3	Dr. Lalit Kumar	10-03-2025	SDL,IM 18,14,18,15	Enumerate, describe and discuss the evaluation and steps involved in stabilizing a patient who presents with acute volume loss and GI bleed
4	Dr. Sarang Sir	10-03-2025	IM15.2	
<b>Holi 14/03/2025</b>				
5	Dr. Vinay Vijay Buradkar	17-03-2025	SDL,IM 17.1, 17.16	Define and classify headache and describe the presenting features, precipitating factors, aggravating and relieving factors of various kinds of headache.
6	Dr. Sarang Sir	17-03-2025	IM. 15.3	Describe and discuss the physiologic effects of acute blood and volume loss
7	Dr. Vaibhav Patil	24-03-2025	SDL,19.1	Describe the functional anatomy of the locomotor system of the brain
8	Dr. Sarang Sir	24-03-2025	IM. 15.1	Enumerate the indications for endoscopy, colonoscopy and other imaging procedures in the investigation of Upper GI bleeding

Ramzan Eid 31/03/2025

**Dr. C. D. SARANG**  
 M.D. (Medicine)  
 H.O.D. and Professor  
 Dept. of General Medicine  
 D.U.P.M.C. & H. Talasgaon, M.S.

1. Number of lectures /small group teachings / self-directed learning sessions /clinics /etc taken and topics covered in last academic Year (attach additional sheet, if required) Minor Feb 2025

S.No.	Faculty Name	Date	Lecture. SGD SDL CLINIC Others	Topic Cover
1	Dr. Vaibhav Patil	03-02-25	Lecture IM 18.1	Describe the functional and the vascular anatomy of the brain
2	Dr. Sarang Sir	03-02-25	Lecture IM 24.11	Describe and discuss the aetiopathogenesis, clinical presentation, identification, functional changes, acute care, stabilization, management and rehabilitation of the elderly undergoing surgery
3	Dr. Dinesh Nehete	10-02-25	Lecture IM 17.3	Classify migraine and describe the distinguishing features between classical and non-classical forms of migraine
4	Dr. Khemchandra Borole	10-02-25	Lecture IM 24.12	Describe and discuss the aetiopathogenesis, clinical presentation, identification, functional changes, acute care, stabilization, management and rehabilitation of osteoporosis, degenerative joint disease, falls, and common fractures in elderly
5	Dr. Suraj Vishnu Bhole	17-02-25	Lecture IM 18.2	Classify cerebrovascular accidents and describe the aetiology, predisposing genetic and risk factors pathogenesis of hemorrhagic and non-hemorrhagic stroke
6	Dr. Abhay Joshi	17-02-25	Lecture IM 24.22	Describe and discuss the aetiopathogenesis, clinical presentation, complications, assessment and management of nutritional disorders in the elderly
<b>Shivaji Jyanti 19/02/2025</b>				
7	Dr. Chetan Chandhari	24-02-25	Lecture IM 18.10	Choose and interpret the appropriate diagnostic testing in young patients with a cerebrovascular accident (CVA)
8	Dr. Sanjay Pandarimath Patil	24-02-25	Lecture IM 26.37	Time management - Demonstrate ability to manage time appropriately, Demonstrate ability to balance personal and professional priorities

**Mahashivratri 26/02/2025**

**Dr. C. D. SARPANIC**

M.D. (General Medicine)

H.O.D. and Professor

Dept. of General Medicine

D. J. Somaiya Institute of Postgraduate Medical Education

**1. Number of lectures / small group teachings / self-directed learning sessions / clinics / etc taken and topics covered in last academic Year (attach additional sheet, if required) Nov (Minor)**

S.No.	Faculty Name	Date	Lecture. SGD SDL CLINIC Others	Topic Cover
<b>01-11-2024 To 4-11-2024 Diwali Holiday</b>				
1	DR. SARANG CHIMANLAL DAHYABHAI	11/11/2024	Lecture IM 21.1	Describe the initial approach to the stabilization of the patient who presents with poisoning
2	DR. VAIBHAV ANIL PATIL	11/11/2024	SDL IM 1.7	Enumerate, describe and discuss the factors that exacerbate heart failure including ischemia, arrhythmias, anemia, thyrotoxicosis, dietary factors drugs etc.
<b>15-11-2024 Guru Nanak Jayanti</b>				
3	Dr. Suraj vishnu bhole	18/11/2024	Lecture IM 26.37	Demonstrate ability to manage time appropriately
4	DR. DINESH EKNATH NEHETE	18/11/2024	SDL IM 26.42	Demonstrate commitment to learning and scholarship
5	DR. DINESHSING DILIPSING PATIL	25/11/2024	Lecture IM 24.17	Describe and discuss the pathogenesis and development of common arrhythmias involved in failur particularly atrial fibrillation
6	DR. SARANG CHIMANLAL DAHYABHAI	25/11/2024	SDL IM 26.39	Demonstrate ability to pursue and seek career advancement

**Dep. Of General Medicine**

**1. Number of lectures / small group teachings / self-directed learning sessions / clinics / etc taken and topics covered in last academic Year (attach additional sheet, if required) Oct (Minor)**

S.No.	Faculty Name	Date	Lecture. SGD SDL CLINIC Others	Topic Cover
<b>02-10-2024 Mahatma Gandhi Jayanti</b>				
1	DR. VAIBHAV ANIL PATIL	14-10-24	Lecture IM. 5.6	Describe and discuss the pathophysiology, clinical evolution and complications of cirrhosis and portal hypertension including ascites, spontaneous bacterial peritonitis, hepatorenal syndrome and hepatic encephalopathy
2	DR. DEVENDRA VIJAY BORGONKAR	14-10-24	Lecture IM. 1.1	Describe and discuss the epidemiology, pathogenesis clinical evolution and course of common causes of heart disease including: rheumatic/valvular, ischemic, hypertrophic, inflammatory. Describe and discuss the genetic basis of some forms of heart failure
3	DR. SARANG CHIMANLAL DAHYABHAI	07-10-24	Lecture IM 22.2	Describe the aetiology, clinical manifestations, diagnosis and clinical approach to primary hyperparathyroidism
4	DR. BHUSHAN ROHIDAS CHOPADE	07-10-24	Lecture IM 1.21	Describe and discuss and identify the clinical features of acute and subacute endocarditis, echocardiographic findings, blood culture and sensitivity and therapy
<b>12/10/2024 Vijaya Dashmi</b>				
5	DR. DEVENDRA VIJAY BORGONKAR	21-10-24	Lecture IM. 22.13	Identify the underlying acid based disorder based on an ABG report and clinical situation
6	DR. DINESH EKNATH NEHETE	21-10-24	Lecture IM. 2.15	Describe and discuss the indications of thionamide therapy, radio iodine therapy and surgery in the management of thyrotoxicosis
7	DR. DINESHSING DILIPSING PATIL	28-10-24	Lecture IM. 24.1	Describe and discuss the epidemiology, pathogenesis, clinical evolution, presentation and course of common diseases in the elderly, Describe and discuss the etopathogenesis, clinical presentation, identification, functional changes, acute care, stabilization, management and rehabilitation of acute confusional states, depression, dementia and personality changes in elderly.
8	DR. VAIBHAV ANIL PATIL	28-10-24	Lecture IM. 2.16	Discuss and describe the indications for acute thrombolysis, PTCA and CABG

**29, 30, 31/10/2024 Diwali Holiday**

# Dep. Of General Medicine

## 1. Number of lectures /small group teachings / self-directed learning sessions /clinics /etc taken and topics covered in last academic Year (attach additional sheet, if required) Sep (Minor)

S.No.	Faculty Name	Date	Lecture. SGD SDL CLINIC Others	Topic Cover
1	DR. VAIBHAV ANIL PATIL	02-09-24	Lecture IM. 22.6	Enumerate the causes and describe the clinical features and the correct approach to the diagnosis and management of the patient with Hyponatremia and hypernatremia
2	DR. SARANG CHIMANLAL DAHYABHAI	02-09-24	Lecture IM. 2.1	Enumerate the causes of hypercalcemia and distinguish the features of PTH vs non PTH mediated hypercalcemia, Describe the aetiology, clinical manifestations, diagnosis and clinical approach to primary hyperparathyroidism, Describe the approach to the management of hypercalcemia
<b>07-09-2024 Ganesh Chaturthi</b>				
3	SURAJ VISHNU BHOLE	09-09-24	Lecture IM. 22.7	Enumerate the causes and describe the clinical and laboratory features and the correct approach to the diagnosis and management of the patient with hypokalemia and hyperkalemia
4	DR. BHUSHAN ROHIDAS CHOPADE	09-09-24	Lecture IM. 2.2	Enumerate the indications, describe the steps and demonstrate in a simulated environment advanced lifesupport in adults and children
5	DR. ABHAY BHANUDAS JOSHI	16-09-24	Lecture IM. 22.8	Enumerate the causes and describe the clinical and laboratory features and the correct approach to the diagnosis and management of the patient with hyperkalemia
6	DR. DINESH EKNATH NEHETE	16-09-24	Lecture IM. 2.3	Discuss and describe the lipid cycle and the role of dyslipidemia in the pathogenesis of atherosclerosis
<b>17-9-2024 Ananta Chaturthi</b>				
<b>18-9-2024 Eid Milad</b>				
<b>18-09-2024 To 21-09-2024 Theory Internal Exam</b>				
7	<b>23/09/2024 TO 28/09/2024 PRACTICAL EXAM</b>			
9	DR. ASHISH SANJAY SARODE	30-09-24	Lecture IM. 22.10	Enumerate the causes of describe the clinical and laboratory features of metabolic alkalosis
10	DR. ABHAY BHANUDAS JOSHI	30-09-24	Lecture IM. 2.5	Define the various acute coronary syndromes and describe their evolution, natural history and outcomes

1. Number of lectures /small group teachings / self-directed learning sessions /clinics /etc taken and topics covered in last academic Year (attach additional sheet, if required) Aug (Minor)

S.No.	Faculty Name	Date	Lecture. SGD SDL CLINIC Others	Topic Cover
1	DR. SARANG CHIMANLAL DAHYABHAI	01-08-24	Clinic IM 7.12, IM 7.14, IM 7.15	Classify migraine and describe the distinguishing features between classical and non-classical forms of migraine. Describe the indications, pharmacology, dose, side effects of abortive therapy and prophylactic therapy in migraine. Describe appropriate diagnostic workup and treatment plan for rheumatological diseases. Enumerate Systemic manifestations of rheumatological diseases. Describe appropriate diagnostic workup and treatment plan for rheumatological diseases. Enumerate Systemic manifestations of rheumatological diseases.
2	DR. SURAJ VISHNU BHOLE	02-08-24	Clinic IM 7.16, IM 7.17, IM 7.18	Articular from periarticular symptoms; Signs and symptoms of articular and periarticular diseases, indications for Arthrocentesis. Enumerate the indications and interpret plain radiographs of joints. Communicate diagnosis, treatment plan and subsequent follow up plan to patients.
3	DR. BHUSHAN ROHIDAS CHOPADE	03-08-24	Clinic IM 7.19, IM 7.20, IM 7.21	Select, prescribe and communicate appropriate medications for relief of joint pain. Select, prescribe and communicate preventive therapy for crystalline arthropathies
4				
5				
<b>05 Aug To 13 Aug 2024 External Assessment Exam MBBS Batch 2021</b>				
<b>15 Aug Independence Day</b>				
<b>19 -8-2024 Raksha Bandhan</b>				
7	DR. PALLAVI BHIMRAO SURYAVANSHI	20-08-24	Clinic IM. 1.13, 1.14	Measure the blood pressure accurately, recognise and discuss alterations in blood Demonstrate and measure jugular venous distension
8	DR. SURAJ VISHNU BHOLE	21-08-24	Clinic IM. 1.15, 1.16	Identify and describe the timing, pitch quality conduction and significance of precordial murmurs and their variations

9	DR. JAGANNATH UDDHAVRAO JARE	22-08-24	Clinic IM. 1.17, 1.18	Order and interpret diagnostic testing based on the clinical diagnosis including 12 lead ECG, Chest radiograph, blood cultures Perform and interpret a 12 lead ECG
10	DR. SANDIP ASHOK BHARUDE	23-08-24	Clinic IM. 1.26, 1.27	Describe mechanisms of action, types, doses, side effects, indications and contraindications of the drugs modulating the renin angiotensin and aldosterone system
11	DR. YOUSUF KHAN SHABBIR KHAN	24-08-24	Clinic IM. 1.29, 1.30	Describe the mechanisms of action, types, doses, side effects, indications and contraindications of the drugs used in congestive heart failure
12	DR. BHUSHAN ROHIDAS CHOPADE	26-08-24	Clinic IM 9.6	Generate a differential diagnosis and prioritise based on clinical features that suggest a specific aetiology. Recognise, prioritise and manage hypertensive emergencies
13	DR. DEVENDRA VIJAY BORGAONKAR	26-08-24	Lecture IM 22.5	Enumerate the causes and describe the clinical features and the correct approach to the diagnosis and management of the patient with Hyponatremia and hypernatremia
14	DR. CHIMUTAI BALKRUSHNA CHINTE	26-08-24	Lecture IM 1.25	Enumerate the indications for valvuloplasty, valvotomy, coronary revascularization and cardiac transplantation
15	DR. DIPAK SURESH BHATE	27-08-24	Clinic IM. 2.10	Order, perform and interpret an ECG
16	DR. DINESHSING DILIPSING PATIL	28-08-24	Clinic IM .2.23	Describe and discuss the indications for nitrates, anti platelet agents, gpllb IIIa inhibitors, beta blockers, ACE inhibitors etc in the management of coronary syndromes
17	DR. AMIT MADHAV ARSODE	29-08-24	Clinic IM. 5.11	Generate a differential diagnosis and prioritise based on clinical features that suggest a specific aetiology for the presenting symptom
18	DR. SWAPNIL ARVIND SAMBAPURE	30-08-24	Clinic IM. 1.11, 1.12	Perform and demonstrate a systematic examination based on the history that will help establish the diagnosis and estimate its severity including: measurement of pulse, bloodpressure and respiratory rate, jugular venous forms and pulses, peripheral pulses, conjunctiva and fundus, lung, cardiac examination including palpation and auscultation with identification of heart sounds and murmurs, abdominal distension and splenic palpation

## Dep. Of General Medicine

**1. Number of lectures / small group teachings / self-directed learning sessions / clinics /etc taken and topics covered in last academic Year (attach additional sheet, if required) (Minor)**

S.No.	Faculty Name	Date	Lecture. SGD SDL	CLINIC Others	Topic Cover
1	DR. SARANG CHIMANLAL DAHYABHAI	✓ 01/07/2024	Lecture IM 21.1		Describe the initial approach to the stabilization of the patient who presents with poisoning
2	DR. CHIMUTAI BALKRUSHNA CHINTE	✓ 01/07/2024	Lecture IM 1.7		Enumerate, describe and discuss the factors that exacerbate heart failure including ischemia, arrhythmias, anemia, thyrotoxicosis, dietary factors drugs etc.
3	DR. DIPAK SURESH BHATE	✓ 08/07/2024	Lecture IM 21.3		Enumerate the common plant poisons seen in your area and describe their toxicology, clinical features, prognosis and specific approach to detoxification, common corrosives poisoning.
4	DR. DINESHSING DILIPSING PATIL	✓ 08/07/2024	Lecture IM 1.8		Describe and discuss the pathogenesis and development of common arrhythmias involved in failure particularly atrial fibrillation
5	DR. AMIT MADHAV ARSODE	✓ 15/07/2024	Lecture IM 21.4		Enumerate the commonly observed drug overdose in your area and describe their toxicology, clinical features, prognosis and approach to therapy
6	DR. SWAPNIL ARVIND SAMBAPURE	✓ 15/07/2024	Lecture IM1.9		Describe and discuss the clinical presentation and features, diagnosis, recognition and management of acute rheumatic fever
<b>17/07/2024 Muharram Holiday</b>					
7	DR. NIKHIL RAMESHRAO KALASARE	✓ 22/07/2024	Lecture IM 21.6		Describe the medico legal aspects of suspected suicidal or homicidal poisoning and demonstrate the correct procedure to write a medico legal report on a suspected poisoning
8	DR. MAHESH MANIKRAO SHINDE	✓ 22/07/2024	Lecture IM 1.19		Enumerate the indications for and describe the findings of heart failure with the following : 2D echocardiography, brain natriuretic peptide, exercise testing, nuclear medicine testing and coronary angiogram
9	DR. NITIN SAMADHAN GAIKWAD	✓ 29/07/2024	Lecture IM 22.1		Enumerate the causes of hypercalcemia and distinguish the features of PTH vs non PTH mediated hypercalcemia, Describe the aetiology, clinical manifestations, diagnosis and clinical approach to primary hyperparathyroidism, Describe the approach to the management of hypercalcemia

10	DR. ATUL GUNVANTRAO SARODE	29/07/2024	Lecture IM1.20	Determine the severity of valvular heart disease based on the clinical and laboratory and imaging features and determine the level of intervention required including surgery
----	----------------------------	------------	----------------	-------------------------------------------------------------------------------------------------------------------------------------------------------------------------------

1. Number of lectures / small group teachings / self-directed learning sessions / clinics / etc taken and topics covered in last academic Year (attach additional sheet, if required) (Minor)

S.No.	Faculty Name	Date	Lecture. SGD SDL CLINIC Others	Topic Cover
1	DR. SARANG CHIMANLAL DAHYABHAI	03-06-24 8 to 9	Lecture IM. 20.3	Enumerate the local poisonous snakes and describe the distinguishing marks of each, Describe the initial approach to the stabilization of the patient who presents with snake bite, Enumerate the indications and describe the pharmacology, dose, adverse reactions, hypersensitivity reactions of anti snake venom.
2	DR. VAIBHAV ANIL PATIL	03-06-24 3 to 4	Lecture IM. 1.3	Describe Complications of Rheumatic valvular heart disease. (Other than Infective Endocarditis), Describe and discuss the role of penicillin prophylaxis in the prevention of rheumatic heart disease
3	DR. SARANG CHIMANLAL DAHYABHAI	10-06-24	Clinic IM. 1.11, 1.12	Perform and demonstrate a systematic examination based on the history that will help establish the diagnosis and estimate its severity including: measurement of pulse, bloodpressure and respiratory rate, jugular venous forms and pulses, peripheral pulses, conjunctiva and fundus, lung, cardiac examination including palpation and auscultation with identification of heart sounds and murmurs, abdominal distension and splenic palpation
4	DR. SURAJ VISHNU BHOLE	10-06-24 8 to 9	Lecture IM. 20.7	Enumerate the local poisonous snakes and describe the distinguishing marks of each, Describe the initial approach to the stabilization of the patient who presents with snake bite, Enumerate the indications and describe the pharmacology, dose, adverse reactions, hypersensitivity reactions of anti snake venom.
5	DR. BHUSHAN ROHIDAS CHOPADE	10-06-24 2 to 4	Lecture IM. 1.4	Discuss the role of dental caries as a focus of sepsis
6	DR. ABHAY BHANUDAS JOSHI	11-06-24	Clinic IM. 1.13, 1.14	Measure the blood pressure accurately, recognise and discuss alterations in blood Demonstrate and measure jugular venous distension
7	DR. DINESH EKNATH NEHETE	12-06-24	Clinic IM. 1.15, 1.16	Identify and describe the timing, pitch quality conduction and significance of precordial murmurs and their variations

8	DR. CHETAN RAMESH CHAUDHARI	13-06-24	Clinic IM. 1.17, 1.18	Order and interpret diagnostic testing based on the clinical diagnosis including 12 lead ECG, Chest radiograph, blood cultures Perform and interpret a 12 lead ECG
9	DR. AMOL MAHESH PHIRKE	14-06-24	Clinic IM. 1.26, 1.27	Describe mechanisms of action, types, doses, side effects, indications and contraindications of the drugs modulating the renin angiotensin and aldosterone system
10	DR. ASHISH SANJAY SARODE	15-06-24	Clinic IM. 1.29, 1.30	Describe the mechanisms of action, types, doses, side effects, indications and contraindications of the drugs used in congestive heart failure
<b>17-06-2024 Bakri Eid Holiday</b>				
11	DR. ANSARI BASHEERUDDIN SHAMSUDDIN	18-06-24	Clinic IM. 2.10	Order, perform and interpret an ECG
12	DR. NITIN LAXMAN CHAUDHARI	19-06-24	Clinic IM .2.23	Describe and discuss the indications for nitrates, anti platelet agents, gpIIb IIIa inhibitors, beta blockers, ACE inhibitors etc in the management of coronary syndromes
<b>20/06/2024 TO 28/06/2024 TERM &amp; PRACTICAL EXAM</b>				
13	DR. PALLAVI BHIMRAO SURYAVANSHI	29-06-24	Clinic IM. 5.11	Generate a differential diagnosis and prioritise based on clinical features that suggest a specific aetiology for the presenting symptom

Dep. Of General Medicine			
1. Number of lectures /small group teachings / self-directed learning sessions /clinics /etc taken and topics covered in last academic year (attach additional sheet, if required) (Minor)			
S.No.	Faculty Name	Date	Lecture. SGD SDL CLINIC Others
1	Dr. C.A Kante	06/05/2024 2024	Lecture IM. 5.6
2	Dr. C.D Sarang	06/05/2024 2024	Lecture IM. 1.1
<b>16/5/2024 To 30/05/2024 Summer vacation</b>			

**Dr. C. D. SARANG**  
 M.D. (MEDICINE)  
 ASSOCIATE PROFESSOR  
 DEPT. OF GENERAL MEDICINE  
 D.U.P.M.C. & H., JALGAON

Topic Cover

Describe and discuss the pathophysiology, clinical evolution and complications of cirrhosis and portal hypertension including ascites, spontaneous bacterial peritonitis, hepatorenal syndrome and hepatic encephalopathy

Describe and discuss the epidemiology, pathogenesis clinical evolution and course of common causes of heart disease including: rheumatic/valvular, ischemic, hypertrophic, inflammatory. Describe and discuss the genetic basis of some forms of heart failure

S.No.	Faculty Name	Date	Lecture. SGD SDL CLINIC Others	Topic Cover
1	Dr. C. D. Sarang	01/04/2024 350	LECTURE 18.14,18.15	Describe the initial management of a hemorrhagic stroke. Enumerate the indications for surgery in a hemorrhagic stroke.
2	Dr. C. A. Kante	01/04/2024 450	SGT IM 15.2	Physiological effects, Evaluation and steps in stabilizing a patient with acute volume loss due to GI bleed; including blood and component transfusion
3	Dr. C. D. Sarang	08/04/2024 350	LECTURE IM 17.1,17.16	Define and classify headache and describe the presenting features, precipitating factors, aggravating and relieving factors of various kinds of headache. Choose and interpret diagnostic testing based on the clinical diagnosis including imaging. Enumerate the indications for emergency care admission and immediate supportive care in patients with headache.
4	Dr. C. A. Kante	08/04/2024 400	SGT IM 15.3	Elicit and document a history and clinical examination and choose appropriate investigations in a patient with mental retardation
5	Dr. Pankaj Mahajan	15/04/2024 400	SGT IM 19.1	Describe the functional anatomy of the locomotor system of the brain
6	Dr. Suraj Bhole	15/04/2024 350	SGT IM 15.1	Etiology and distinguishing features of UGI and LGI Bleed
7	Dr. Tushar Patil	22/04/2024 350	LECTURE IM 19.8	Discuss and describe the pharmacology, dose, side effects and interactions used in the drug therapy of Parkinson's syndrome
8	Dr. C. A. Kante	22/04/2024 350	SGT IM 15.11	Setting up IV infusion and calculating drip rate

28-04-2024 To 30/04/2024 Samanvay 2024

**Dr. C. D. SARANG**  
M.D.(MEDICINE)  
ASSOCIATE PROFESSOR  
DEPT. OF GENERAL MEDICINE  
D.U.P.M.C. & H., JALGAON

1. Number of lectures /small group teachings / self-directed learning sessions /clinics /etc taken and topics covered in last academic year (attach additional sheet, if required) (Minor)				
S.No.	Faculty Name	Date	Lecture. SGD SDL CLINIC Others	Topic Cover
1	DR. C. A KANTE	19-2-2024 (4x0.5)	Lecture IM 17.13	Describe the pharmacology, dose, adverse reactions and regimens of drugs used in the treatment of bacterial, tubercular and viral meningitis.
2	Dr. C.D Sarang	19-2-2024 (2x0.5)	SGT IM 2.5	Define the various acute coronary syndromes and describe their evolution, natural history and outcomes
3	DR.VIVAK CHAUDHARI	26-2-2024 (5x0.5)	Lecture IM 18.1	Describe the functional and the vascular anatomy of the brain
4	DR.AMOL KOTHALKAR	26-2-2024 (2x0.5)	SGT IM 24.11	Describe and discuss the aetiopathogenesis, clinical presentation, identification, functional changes, acute care, stabilization, management and rehabilitation of the elderly undergoing surgery
5	DR. C. A KANTE	04/03/2024 (4x0.5)	Lecture IM 17.3	Classify migraine and describe the distinguishing features between classical and non-classical forms of migraine
6	DR. AVINASH S. KALE	04/03/2024 (2x0.5)	SGT IM 24.12	Describe and discuss the aetiopathogenesis, clinical presentation, identification, functional changes, acute care, stabilization, management and rehabilitation of osteoporosis, degenerative joint disease, falls, and common fractures in elderly
7	DR. SUNIL VASUDEO CHAUDHARI	11/03/2024 (8x0.5)	Lecture IM 18.2	Classify cerebrovascular accidents and describe the aetiology, predisposing genetic and risk factors pathogenesis of hemorrhagic and non-hemorrhagic stroke
8	Dr. C.D Sarang	11/03/2024 (2x0.5)	Lecture IM 24.22	Describe and discuss the aetiopathogenesis, clinical presentation, complications, assessment and management of nutritional disorders in the elderly
9	DR. SANJAY PANDHARINATH PATIL	18-3-2024 (6x0.5)	Lecture IM 18.10	Choose and interpret the appropriate diagnostic testing in young patients with a cerebrovascular accident (CVA)

**Dr. C. D. SARANG**  
M.D.(MEDICINE)  
ASSOCIATE PROFESSOR  
DEPT. OF GENERAL MEDICINE  
D.U.P.M.C. & H., JALGAON

10	DR. ABHISHEKH YUVRAJ FIRKE	18-3-2024	SGT IM 26.37	Time management - Demonstrate ability to manage time appropriately. Demonstrate ability to balance personal and professional priorities.
11	DR. SUMIT RAMESHWAR SHEJOL	25-3-2024	Lecture IM 17.11	Describe the indications, pharmacology, dose, side effects of abortive therapy and prophylactic therapy in migraine.
12	Dr. C.D Sarang	25-3-2024	SGT IM 26.12	Decision making in health care - Identify, discuss and defend medico legal, socio-cultural and ethical issues as it pertains to decision making in health care including advanced directives and surrogate decision making, decision making in emergency care including situations where patients do not have the capability or capacity to give consent, identify, discuss and defend, medico legal, socio-cultural and ethical issues as they pertain to consent for surgical procedures

**Dr. C. D. SARANG**  
 M.D. (G.O.)  
 ASSOCIATE PROFESSOR  
 DEPT. OF GENERAL MEDICINE  
 D.U.P.M.C. & H., JALGAON

Dep. Of General Medicine				
1. Number of lectures /small group teachings / self-directed learning sessions /clinics /etc taken and topics covered in last academic year (attach additional sheet, if required) Minor				
S.No.	Faculty Name	Date	Lecture. SGD SDL CLINIC Others	Topic Cover
1	Dr. Dinesh Eknath Nehete	06-03-2023	Lecture IM 9.2	Classification of anemia; Etiology & Prevalence Staging of heart failure, Describe, discuss and differentiate the processes involved in R Vs L heart failure, systolic vs diastolic failure, Describe and discuss the compensatory mechanisms involved in heart failure including cardiac remodeling and neuro-hormonal adaptations
	Dr. Sunil Vasudeo Chaudhari	06-03-23	SDL IM 1.6	Components of hemogram; Tests for Iron deficiency & Vit. B12 Deficiency. Determine the need for specialist consultation. Diagnostic plan for evaluation of anemia including BMA & Biopsy
2	Dr. Khemchandra Borole	13-03-23	Lecture IM 9.8,9.21,9.12	Develop document and present amangement plan for patients with heart failure based on type of failure, underlying aetiology
	Dr. Dilip Onkar Patil	13-03-23	Lecture IM 1.25	
3	Dr. C. A. Kante	20-03-23	Lecture IM 9.17,15,12,9,18	Indication for Blood transfusion & components; Precautions during transfusion including mismatch transfusion. Physiological effects, Evaluation and steps in stabilizing a patient with acute volume loss due to GI bleed; including blood and component transfusion
	Dr. Chetan Chaudhari	20-03-23	Lecture IM 9.14	National programs for prevention of anemia
4	Dr. Sanjay Pandarinath Patil	27-03-23	Lecture IM 14.1,14.2,14.3,14.4	Definition, prevalence, etiology, risk factors including monogenic forms, environmental factors of obesity
	Dr. C. D. Sarang	27-03-23	Lecture IM 5.1,5.5	Etiology, Pathophysiology of hyperbilirubinemia and various forms of liver disease including alcoholic liver disease and drug induced liver injury. Epidemiology, microbiology, immunology, clinical evolution of infective (viral) hepatitis and it' management including vaccination.

5	Dr. C. A. Kante	03-04-23	Lecture 18.1	Choose and interpret the appropriate diagnostic testing, in young patients with a cerebrovascular accident (CVA)
	Dr. C. D. Sarang	03-04-23	SDL 11.1 to 11.4	Definition, classification of Diabetes, Epidemiology, Pathogenesis, Genetics, Risk factors and Clinical evolution of Type-1 & -2 DM
6	Dr. Abhay Joshi	17-04-23	Lecture 18.14,18.15	Interpret the CSF findings when presented with various parameters of CSF fluid analysis
	Dr. Ankur Jhavar	17-04-23	Lecture 11.6,11.9	Pathogenesis, C/F, Precipitating factors, Stabilization, Principle of therapy & Management (Investigations & treatment) of diabetic emergencies (Hypoglycemia, DKA, HONKS).
7	Dr. C. A. Kante	24-04-23	Lecture 17.1,17.10	Define and classify headache and describe the presenting features, precipitating factors, aggravating and relieving factors of various kinds of headache. Choose and interpret diagnostic testing based on the clinical diagnosis including imaging. Enumerate the supportive care in patients with headache.
	Dr. C. D. Sarang	24-04-23	Lecture 11.16,11.17	Pharmacological therapies for DM, indications, CI, ADR and Interaction- Based on presentation, severity, complication in a cost effective therapy
8	Dr. C. A. Kante	22-05-23	Lecture 19.1,19.2	Classify movement disorders of the brain based on distribution, rhythm, repetition, exacerbating and relieving factors, clinical approach to movement disorders.
	Dr. C. D. Sarang	22-05-23	SDL 11.5	Pathogenesis, temporal evolution of microvascular and macrovascular complications of diabetes (Neuropathy, Nephropathy, Retinopathy, HTN).
	Dr. C. A. Kante	29-05-23	Lecture 19.8	Discuss and describe the pharmacology, dose, side effects and interactions used in the drug therapy of Parkinson's syndrome
9	Dr. C. D. Sarang	29-05-23	Lecture 7.1,7.2	Pathophysiology and genetic basis of autoimmune disease and determine the need for specialist consultation

10	Dr. Dinesh Nehete	05-06-23	Lecture 20.1	<p>Enumerate the local poisonous snakes and describe the distinguishing marks of each, describe the initial approach to the stabilization of the patient who presents with snake bite, Enumerate the indications and describe the pharmacology, dose, adverse reactions, hypersensitivity reactions of anti snake venom.</p> <p>VII B1J deficiency. Indiscriminate the need for specialist consultation.</p>
11	Dr. Khemchandra Borole	05-06-23	Lecture 9.7,9.8	<p>Enumerate the local poisonous snakes and describe the distinguishing marks of each, describe the initial approach to the stabilization of the patient who presents with snake bite, Enumerate the indications and describe the pharmacology, dose, adverse reactions, hypersensitivity reactions of anti snake venom.</p> <p>VII B1J deficiency. Indiscriminate the need for specialist consultation.</p>
12	Dr. Khemchandram Borole	12-06-23	Lecture 20.3	<p>Enumerate the local poisonous snakes and describe the distinguishing marks of each, describe the initial approach to the stabilization of the patient who presents with snake bite, Enumerate the indications and describe the pharmacology, dose, adverse reactions, hypersensitivity reactions of anti snake venom.</p> <p>VII B1J deficiency. Indiscriminate the need for specialist consultation.</p>
	Dr. Suraj Vishnu Bhole	12-06-23	SOL 9.21	
	Dr. C. D. Sarang	19-06-23	Lecture 20.7	<p>Enumerate the local poisonous snakes and describe the distinguishing marks of each, describe the initial approach to the stabilization of the patient who presents with snake bite, Enumerate the indications and describe the pharmacology, dose, adverse reactions, hypersensitivity reactions of anti snake venom.</p> <p>Diagnostic plan for evaluation of anemia including HbA &amp; Btopsy</p>
	Dr. C. D. Sarang	19-06-23	Lecture 9.11,9.12	
	Dr. C. A. Kante	26-06-23	Lecture 20.8	<p>Identify &amp; demonstrate palpation of femoral, popliteal, post tibial, anti tibial &amp; dorsalis pedis blood vessels in a simulated environment</p>

13	Dr. Suraj Bhole	26-06-23	Lecture 9.17.9.18	Indication for Blood transfusion & components; Precautions during transfusion including mismatch transfusion. Indication for Blood transfusion & components; Precautions during transfusion including mismatch transfusion.
14	Dr. C. A. Kante	03-07-23	Lecture IM 21.1	Describe the initial approach to the stabilization of the patient who presents with poisoning.
	Dr. Dinesh Eknath Nehete	03-07-23	Lecture IM 23.1,	Discuss and describe the methods of nutritional assessment in an adult and calculation of caloric requirements during illnesses
15	Dr. Sumil Chaudhari	10-07-23	Lecture IM 21.2	Enumerate the common plant poisons seen in your area and describe their toxicology, clinical features, prognosis and specific approach to detoxification
	Dr. Khemchandra Borole	10-07-23	Lecture IM 23.2	Discuss and describe the causes and consequences of protein caloric malnutrition in the hospital
16	Dr. Dilip Onkar Patil	17-07-23	SDL IM 21.3	Differentiate platelet from clotting disorders based on the clinical and hematologic features
	Dr. Suraj Bhole	17-07-23	Lecture IM 23.3	Discuss and describe the aetiology, causes, clinical complications, diagnosis and management of common vitamin manifestations, deficiencies
17	Dr. C. D. Sarang	24-07-23	Lecture IM21.4	Enumerate the commonly observed drug overdose in your area and describe their toxicology, clinical features, prognosis and approach to therapy
	Dr. Pankaj Mahajan	24-07-23	Lecture IM23.4	Enumerate the indications for enteral and parenteral nutrition in critically ill patients
18	Dr. Khemchandra Borole	31-07-23	Lecture IM21.6	Describe the medico legal aspects of suspected suicidal or homicidal poisoning and demonstrate the correct procedure to write a medico legal report on a suspected poisoning
	Dr. Suraj Bhole	31-07-23	Lecture IM4.9	Elicit document and present a medical history that helps delineate the aetiology of fever that includes the evolution and pattern of fever, associated symptoms, immune status, comorbidities, risk factors, exposure through occupation, travel and environment and medication use

19	Dr.CA kante	07-08-23	Lecture IM25.4	Elicit document and present a medical history that helps delineate the aetiology of these diseases that includes the evolution and pattern of symptoms, risk factors, exposure through occupation and travel
	Dr.C.D Sarang	07-08-23	Lecture IM4.1	Perform a systematic examination that establishes the diagnosis and severity of presentation that includes: general skin mucosal and lymph node examination, chest and abdominal examination (including examination of the liver and spleen)
20	Dr.CA kante	14-08-23	Lecture IM.25.5	Perform a systematic examination that establishes the diagnosis and severity of presentation that includes: general skin, mucosal and lymph node examination, chest and abdominal examination (including examination of the liver and spleen)
	Dr.C.D Sarang	14-08-23	SDL IM4.11	Generate a differential diagnosis and prioritise based on clinical features that help distinguish between infective, inflammatory,malignant and rheumatologic causes
21	Dr.CA kante	21-08-23	Lecture IM25.6	Generate a differential diagnosis and prioritise based on clinical features that help distinguish between infective, inflammatory,malignant and rheumatologic causes malignant and rheumatologic causes
	Dr.C.D Sarang	21-08-23	Lecture IM4.12	Order and interpret diagnostic tests based on the differential diagnosis including: CBC with differential, peripheral smear, urinary analysis with sediment, Chest X ray, blood and urine cultures,sputum gram stain and cultures, sputum AFB and cultures, CSF analysis, pleural and body fluid analysis, stool routine and culture and QBC
22	Dr.CA kante	28-08-23	Lecture IM25.7	Order and interpret diagnostic tests based on the differential diagnosis including: CBC with differential, blood biochemistry,peripheral smear, urinary analysis with sediment, Chest X ray, blood and urine cultures, sputum gram stain and cultures, sputum AFB and cultures, CSF analysis, pleural and body fluid analysis, stool routine and culture and QBC

23	Dr. C. D. Sarang Dr. C. A. Kante	28-08-23 04-09-23	Lecture IM4.23 Lecture IM25.8	Prescribe drugs for malaria based on the species identified, prevalence of drug resistance and national programs  Infections Rabies & Tetanus
	Dr. C. D. Sarang	04-09-23	Lecture IM24.10	Describe and discuss the etiopathogenesis causes, clinical presentation, difference in clinical presentation identification, functional changes, acute care, stabilization, management and rehabilitation of COPD in the elderly.
24	Dr. C. A. Kante	11-09-23	Lecture IM24.10	Define the various acute coronary syndromes and describe their evolution, natural history and outcomes
	Dr. C. D. Sarang	11-09-23	Lecture IM24.11	Describe and discuss the aetiopathogenesis, clinical presentation, identification, functional changes, acute care, stabilization, management and rehabilitation of the elderly undergoing surgery
25	Dr. C. A. Kante	18-09-23	SDL IM24.3	Describe and discuss the epidemiology, pathogenesis, clinical evolution, presentation and course of common diseases in the elderly, Describe and discuss the etiopathogenesis, clinical presentation, identification, functional changes, acute care, stabilization,
	Dr. C. D. Sarang	18-09-23	Lecture IM24.12	Describe and discuss the aetiopathogenesis, clinical presentation, identification, functional changes, acute care, stabilization, management and rehabilitation of osteoporosis, degenerative joint disease, falls, and common fractures in elderly
26	Dr. C. A. Kante	25-09-23	Lecture IM24.4	Describe and discuss the etiopathogenesis, clinical presentation, identification, functional changes, acute care, stabilization, management and rehabilitation of, vascular events and CVA in the elderly
	Dr. C. D. Sarang	25-09-23	Lecture IM 24.13	Describe and discuss the aetiopathogenesis, clinical presentation, identification, functional changes, acute care, stabilization, management and rehabilitation of osteoporosis, degenerative joint disease, falls, and common fractures in elderly

27	Dr. C. A. Kante	09-10-23	Lecture IM24.22	Describe and discuss the aetiopathogenesis, clinical presentation, complications, assessment and management of nutritional disorders in the elderly Time management - Demonstrate ability to manage time appropriately, Demonstrate ability to balance personal and professional priorities
28	Dr. Amol Kothalkar Dr. Abhay Joshi	09-10-23 16-10-23	Lecture IM 26.37 Lecture IM 24.20	Enumerate and describe social interventions in the care of elderly including domiciliary discussion services, rehabilitation facilities, old age homes and state interventions Decision making in health care - Identify, discuss and defend medico legal, socio-cultural and ethical issues as it pertains to decision making in health care including advanced directives and surrogate decision making, decision making in emergency care including situations where patients do not have the capability or capacity to give consent, identify, discuss and defend, medico legal, socio-cultural and ethical issues as they pertain to consent for surgical procedures
29	Dr. Chetan Chaudhari	16.10.23 23-10-23	Lecture IM26.12 Lecture IM 26.2	Professional Development – Describe and discuss the commitment to lifelong learning as an important part of physician growth, Demonstrate a commitment to continued learning, Demonstrate personal grooming that is adequate and appropriate for health care responsibilities, Demonstrate ability to form and function in appropriate professional networks, Demonstrate ability to pursue and seek career advancement, Demonstrate commitment to learning and scholarship.
	Dr. Ankur Jhavar	23-10-23	Lecture IM 24.16	Discuss and enumerate the indications for and findings on echocardiogram, stress testing and coronary angiogram

	Dr. Dilip Onkar Patil	30-10-23	Lecture IM 26.3	Bioethics in Clinical Practice - Describe and discuss the role of beneficence, non-maleficence, autonomy and shared responsibility as guiding principles in patient care
	Dr. C. D. Sarang	30-10-23	SDL IM 24.17	Describe and discuss the pathogenesis and development of common arrhythmias involved in failure particularly atrial fibrillation
30	Dr. C. A. Kante Dr. C. D. Sarang	11-12-23 11-12-23	Lecture IM 26.37 Lecture IM 26.42	Demonstrate ability to manage time appropriately Demonstrate commitment to learning and scholarship
31	Dr. C. A. Kante Dr. C. D. Sarang	18-12-23 18-12-23	Lecture IM 24.17 Lecture IM 26.39	Describe and discuss the pathogenesis and development of common arrhythmias involved in failure particularly atrial fibrillation Demonstrate ability to pursue and seek career advancement

**1. Number of lectures /small group teachings / self-directed learning sessions /clinics /etc taken and topics covered in last academic Year (attach additional sheet, if required) 2 Year (May)**

S.No.	Faculty Name	Date	Lecture. SGD SDL CLINIC Others	Topic Cover
1	Dr.. Bhushan Rohidas Chopde	16-05-25	Lecture	Pneumonitis
2	Dr. Abhay Bhanudas Joshi	23-05-25	Lecture	Pleural effusion

25-05-2025 To 31/05/2025 Vacation

16/2025

**Dr. C. D. SARANG**

M.D.(Medicine)

H.O.D. and Professor

Dept. of General Medicine

D.U.P.M.C. & H. Jalgaon Kh.

**Dep. Of General Medicine**

**1. Number of lectures /small group teachings / self-directed learning sessions /clinics /etc taken and topics covered in last academic Year (attach additional sheet, if required) 2 Year (April)**

**Topic Cover**

**Lecture. SGD SDL CLINIC Others**

**Date**

**18/04/2025 Good Friday**

**Faculty Name**

**DR. SARANG CHIMANLAL  
DAHYABHAI**

**25-04-25**

**Lecture**

**Dengue**

**1**



**Dr. C.D.D. SARANG**

**M.D.(Medicine)**

**H.O.D. and Professor**


**Dept. of General Medicine**

**D.U.P.M.C. & H.Jalgaon Kh.**

Dep. Of General Medicine

1. Number of lectures /small group teachings / self-directed learning sessions /clinics /etc taken and topics covered in last academic Year (attach additional sheet, if required) 2 Year (April)

S.No.	Faculty Name	Date	Lecture, SGD SDL, CLINIC, Others	Topic Cover
1	DR. SARANG CHIMANLAL DAHYABHAI	25-04-25	Lecture	Dengue

  
**Dr. C. D. SARANG**  
M.D.(Medicine)  
H.O.D. and Professor  
Dept.of General Medicine  
D.U.P.M.C.& H.Jalgaon Kh.

Dep. Of General Medicine

1. Number of lectures /small group teachings / self directed learning sessions / clinics / etc taken and topics covered in last semester

S.No.	Faculty Name	Date	Lecture, SGD, SDL, CLINIC, Others	C/units	Topic/Case
1	Dr. Lalit Kumar	21-03-2025	Lecture	C/units	
2	Dr. Umesh Madhuvrat Adhigwad	28-03-2025	Lecture	C/units	

Ramzan Eid 31/03/2025



**Dr. C. D. SARANG**  
 M.D. (Medicine)  
 H.O.D. and Professor  
 Dept. of General Medicine  
 D.U.P.M.C. & H. Jalgaon Kh.

**Dep. Of General Medicine**

**1. Number of lectures /small group teachings / self-directed learning sessions /clinics /etc taken and topics covered in last academic**

**Year (attach additional sheet, if required) 2 Year (Feb)**

S.No.	Faculty Name	Date	Lecture. SGD SDL CLINIC Others	Topic Cover
1	Dr. Sarang Chumantlal Dahyabhai	07/02/2025	Lecture	CVS Examination with demonstration
2	Dr. Vinay Vijay Buradkar	14/02/2025	Lecture	Orientation to history taking, general examination & systemic examination of Respiratory system
3	Dr. Harsh Ganeshkumar Tripathi	21/02/2025	Lecture	Elicit and document and present an appropriate history including onset, progression, precipitating and aggravating relieving factors, associated symptoms that help identify the cause of the cerebrovascular accident
4	Dr. Mohit Sanjay Wagh	28/02/2025	Lecture	AS symptomatology



**Professor**

Dept. of General Medicine  
Dr. Uhas Patil Medical College  
& Hospital Jalgaon Kh, Jalgaon

Dep. Of General Medicine

1. Number of lectures /small group teachings / self-directed learning sessions /clinics /etc taken and topics covered in last academic Year (attach additional sheet, if required) 2 Year (Jan)

S.No.	Faculty Name	Date	Lecture, SGD SDL, CLINIC Others	Topic Cover
1	Dr. Vinay Vijay Buradkar	03/01/2025	Lecture	Temp. Pulse
2	Dr. Sarang Chimanlal Dahyabhai	10/01/2025	Lecture	CNS Inspection
3	Dr. Umesh Madhavrao Adhalwad	17/01/2025	Lecture	CNS Higher function
4	Dr. Vinay Vijay Buradkar	24/01/2025	Lecture	AS Inspection
5	Dr. Harsh Ganeshkumar Tripathi	31/01/2025	Lecture	General Examination




Professor  
 Dept. of General Medicine  
 Dr. Uthas Patil Medical College  
 & Hospital Jalgaon Kh. Jalgaon

1. Number of lectures / small group teachings / self-directed learning sessions / clinics / etc taken and topics covered in last academic Year (attach additional sheet, if required) 2 Year (Nov)

S.No.	Faculty Name	Date	Lecture. SGD SDL CLINIC Others	Topic Cover
<b>01/11/2024 TO 04/11/2024 DIWALI HOLIDAYS</b>				
1	Dr. Sarang Chimanlal Dahyabhai	05/11/2024	CLINIC	CVS Examination with demonstration
2	Dr. Harsh Ganeshkumar Tripathi	06/11/2024	CLINIC	Orientation to history taking, general examination & systemic examination of Respiratory system
3	Dr. Mohit Sanjay Wagh	07/11/2024	CLINIC	Elicit and document and present an appropriate history including onset, progression, precipitating and aggravating relieving factors, associated symptoms that help identify the cause of the cerebrovascular accident
4	Dr. Umesh Madhavrao Adbalwad	08/11/2024	CLINIC	Perform, demonstrate & document physical examination that includes general and a detailed neurologic examination as appropriate based on the history
5	Dr. Vinay Vijay Buradkar	11/11/2024	CLINIC	Medical emergency -- Elicit and document and present an appropriate history, the circumstance, time, kind of snake, evolution of symptoms in a patient with snake bite
6	Dr. Sarang Chimanlal Dahyabhai	12/11/2024	CLINIC	Perform a systematic examination, document and present a physical examination that includes general examination, local examination, appropriate cardiac and neurologic examination in a case of snake bite
7	DR. VAIBHAV ANIL PATIL	13/11/2024	CLINIC	Measure BP accurately
8	Dr. Harsh Ganeshkumar Tripathi	14/11/2024	CLINIC	AS symptomatology
<b>GURUNANAK JAYANTI 15/11/2024</b>				
9	Dr. Jeevak Ganpat Kakde	18/11/2024	CLINIC	Cyanosis
10	Dr. Sayed Kaleemuddin	19/11/2024	CLINIC	Clubbing
<b>20/11/2024 ELECTION VOTING DAY</b>				
11	Dr. Akash Jadhav	21/11/2024	CLINIC	Temp, Pulse
12	Dr. Dinesh Chaudhari	22/11/2024	CLINIC	CNS : Inspection
13	Dr. Vinay Vijay Buradkar	25/11/2024	CLINIC	CNS : Higher function
14	Dr. Suraj Bhole	26/11/2024	CLINIC	AS : Inspection
15	Dr. Mohit Sanjay Wagh	27/11/2024	CLINIC	General Examination
16	DR. VAIBHAV ANIL PATIL	28/11/2024	CLINIC	Pulse examination with demonstration

**Dr. C. D. SARANG**  
M.D. (Medicine)  
H.O.D. and Professor  
Dept. of General Medicine  
D.U.P.M.C. & H. Jalgaon Kh.

17	Dr.Jeevak Ganpat Kakde	29/11/2024	CLINIC	Measure BP accurately
----	------------------------	------------	--------	-----------------------

  
**Dr. C.D. SANG**  
M.D.(Medicine)  
H.O.D. and Professor  
Dept. of General Medicine  
D.U.P.M.C. & H. Jalgaon Kh.

1. Number of lectures /small group teachings / self-directed learning sessions /clinics /etc taken and topics covered in last academic Year (attach additional sheet, if required) 2 Year (Oct)

Dep. Of General Medicine

S.No.	Faculty Name	Date	Lecture.SGD SDL CLINIC Others	Topic Cover
<b>01/10/2024 To 03/10/2024 2 MBBS 2 Internal Assessment Theory Exam</b>				
<b>04/10/2024 To 08/10/2024 2 MBBS 2 Practical Exam</b>				
6	Dr.Mahesh Manikrao Shinde	09-10-2024	Clinic	General Examination.
7	Dr.Mohit Sanjay Wagh	10-10-2024	Clinic	Pallor
8	Dr. Momin Mohammad Abdullah Mohammad Amin	11-10-2024	Clinic	Icterus
<b>12/10/2024 Vijaya Dashmi</b>				
9	Dr. Sarang Chimanlal Dahyabhai	14-10-2024	Clinic	B. P. Respiratory rate
10	Dr. Sayed Kaleemuddin	15-10-2024	Clinic	Cyanosis
11	Dr. Suraj Vishnu Bhole	16-10-2024	Clinic	Clubbing
12	Dr. Umang Bharat Patil	17-10-2024	Clinic	Udema
13	Dr. Umesh Madhavrao Adbalwad	18-10-2024	Clinic	Lymphadenopathy
14	Dr.Vinay Vijay Buradkar	21-10-2024	Clinic	CNS Symptomatology
15	Dr.Vishal Prakash Chavan	22-10-2024	Clinic	AS symptomatology
16	Dr. Yusuf khan Shabbir Khan	23-10-2024	Clinic	Syncope, vertigo
17	Dr.. Bhushan Rohidas Chopde	24-10-2024	Clinic	Wheez, Hourselessness of voice
18	Dr. Abhay Bhanudas Joshi	25-10-2024	Clinic	Palpitation tachycodia
19	Dr. Dinesh Eknath Nehetha	28-10-2024	Clinic	

**29,30,31/10/2024 Diwali Holiday**

**Dr. C. D. SARANG**  
M.D.(Medicine)  
H.O.D. and Professor  
Dept.of General Medicine  
D.U.P.M.C.& H.Jalgaon Kh.


Dep. Of General Medicine

1. Number of lectures /small group teachings / self-directed learning sessions /clinics /etc taken and topics covered in last academic Year (attach additional sheet, if required) 2 Year (Sep)

S.No.	Faculty Name	Date	Lecture, SGD SDL CLINIC Others	Topic Cover
1	Dr. Harsh Ganeshkumar Tripathi	01-09-2024	Clinic	Temp, Pulse
2	Dr. Dinesh Himmatmal Choudhary	03-09-2024	Clinic	CNS : Inspection
3	Dr. Jeevak Ganpat Kakde	04-09-2024	Clinic	CNS : Higher function
4	Dr. Harsh Ganeshkumar Tripathi	07-09-2024	Clinic	AS : Inspection
5	Dr. Khemchandra Dhanraj Borole	08-09-2024	Clinic	General Examination
6	Dr. Sarang Chimanlal Dahyabhai	09-09-2024	Clinic	Pulse examination with demonstration
7	Dr. Vaibhav Patil	10-09-2024	Clinic	Measure BP accurately
8	Dr. Suraj Bhole	11-09-2024	Clinic	JVP
<b>12/09/2024 Vijaya Dashmi</b>				
9	Dr. Suraj Bhole	14-09-2024	Clinic	Perform a systematic examination that includes : general examination for pallor, oral examination
10	Dr. Jeevak Ganpat Kakde	15-09-2024	Clinic	Orientation to medical history and examination of joints ,muscle and skin rheumatological diseases
11	Dr. Sayed Kaleemuddin	16-09-2024	Clinic	Skill Acquisition - IM injection
<b>17-09-2024 Eid E-Milad</b>				
12	Dr. Akash Jadhav	18-09-2024	Clinic	CVS Examination with demonstration
13	Dr. Dinesh Chaudhari	21-09-2024	Clinic	Orientation to history taking, general examination & systemic examination of Respiratory system
14	Dr. Umesh Madhavrao Adbalwad	22-09-2024	Clinic	Elicit and document and present an appropriate history including onset, progression, precipitating and aggravating relieving factors, associated symptoms that help identify the cause of the cerebrovascular accident
15	Dr. Vinay Vijay Buradkar	23-09-2024	Clinic	Perform, demonstrate & document physical examination that includes general and a detailed neurologic examination as appropriate based on the history

**Dr. C. D. SARANG**  
M.D. (Medicine)  
H.O.D. and Professor  
Dept. of General Medicine  
D.U.P.M.C. & H. Jaigaon Kh.

16	Dr. Vishal Prakash Chavan	24-09-2024	Clinic	Medical emergency - - Elicit and document and present an appropriate history, the circumstance, time, kind of snake, evolution of symptoms in a patient with snake bite
17	Dr. Mohit Sanjay Wagh	25-09-2024	Clinic	Perform a systematic examination, document and present a physical examination that includes general examination, local examination, appropriate cardiac and neurologic examination in a case of snake bite
18	Dr. Momin Mohammad Abdullah Mohammad Amin	26-09-2024	Clinic	Measure BP accurately
19	Dr. Sarang Chimanlal Dahyabhai	27-09-2024	Clinic	AS symptomatology
20	Dr. Jeevak Ganpat Kakde	28-09-2024	Clinic	Cyanosis
21	Dr. Sayed Kaleemuiddin	30-09-2024	Clinic	Clubbing


  
**Dr. C. D. SARANG**  
 M.D. (Medicine)  
 H.O.D. and Professor  
 Dept. of General Medicine  
 D.U.P.M.C. & H. Jalgaon Kh.

Dep. Of General Medicine

Number of lectures / small group teachings / self-directed learning sessions / clinics / etc taken and topics covered in last academic

1. Number of lectures / small group teachings / self-directed learning sessions / clinics / etc taken and topics covered in last academic Year (attach additional sheet, if required) 2 Year Aug

S.No.	Faculty Name	Date	Lecture. SGD SDL CLINIC Others	Topic Cover
1	DR. SARANG CHIMANLAL DAHYABHAI	16/08/2024	Lecture	Chest Pain
2	DR. CHANDRAKANT JAMSING BARELA	23/08/2024	Lecture	Dengue
3	DR. UMANG BHARAT PATIL	30/08/2024	Lecture	TB

  
**Dr. C. D. SARANG**  
M.D.(Medicine)

H.O.D. and Professor  
Dept. of General Medicine  
D.U.P.M.C. & H.Jalgaon Kh.

## Dep. Of General Medicine

Topic covered in last academic

1. Number of lectures /small group teachings / self-directed learning sessions /clinics /etc taken and topics covered in last academic		Year (attach additional sheet, if required) 2 Year July	
S.No.	Faculty Name	Date	Topic Cover
1	DR. SARANG CHIMANLAL DAHYABHAI	19/07/2024	Describe & demonstrate surfaces, sulci, gyri, poles, & functional areas of cerebral hemisphere
2	DR. BHUSHAN ROHIDAS CHOPADE	26/07/2024	Discuss and enumerate the indications for and findings on echocardiogram, stress testing and coronary angiogram

**Dr. C. D. SARANG**

M.D. (Medicine)

M.O.D. and Supervisor

Dept. of General Medicine

D.U.P.M.C. & N.Jalgaon Kh.

## Dep. Of General Medicine

1. Number of lectures /small group teachings / self-directed learning sessions /clinics /etc taken and topics covered in last academic Year (attach additional sheet, if required) 2 Year

S.No.	Faculty Name	Date	Lecture. SGD SDL CLINIC Others	Topic Cover
1	DR. SARANG CHIMANLAL DAHYABHAI	17/05/2024	Lecture	Copd
2	DR. CHANDRAKANT JAMSING BARELA	24/05/2024	Lecture	Chest Pain
3	DR. AMOL MAHESH PHIRKE	31/05/2024	Lecture	Dengue
4	DR. UMANG BHARAT PATIL	21/06/2024	Lecture	History Taking
5	DR. BHUSHAN ROHIDAS CHOPADE	28/06/2024	Lecture	TB



**Dr. C. D. SARANG**  
M.D.(M.B.B.S.)  
ASSOCIATE PROFESSOR  
DEPT. OF GENERAL MEDICINE  
D.U.P.M.C. & H., JALGAON

1. Number of lectures /small group teachings / self-directed learning sessions /clinics /etc taken and topics covered in last academic Year (attach additional sheet, if required) (Second year)

S.No.	Faculty Name	Date	Lecture. SGD SDL CLINIC Others	Topic Cover
1	Dr. Tushar Patil	01/01/2024	CLINIC	CVS Symptomatology
2	Dr.Sayed kaleemuddin	02/01/2024	CLINIC	CVS symptomology
3	Dr. Dinesh Chaudhary	03/01/2024	CLINIC	AS Symptomology
4	Dr.Hetvi Vaidya	04/01/2024	CLINIC	Syncope, Vertigo
5	Dr. C. D. Sarang	05/01/2024	CLINIC	Wheez, Hoarseness of Voice
6	Dr. C. A Kante	08/01/2024	CLINIC	CVS : Inspection
7	Dr. Tushar Patil	09/01/2024	CLINIC	CNS : Higher Function
8	Dr. Jeevak Kakde	10/01/2024	CLINIC	CVS : Inspection
9	Dr.Aakash Jadhav	11/01/2024	CLINIC	CNS : Higher Function
10	Dr. C. D. Sarang	12/01/2024	CLINIC	AS : Inspection
11	Dr. Tushar Patil	15/01/2024	CLINIC IM 1.10	AS Palpation
12	Dr. C. A Kante	16/01/2024	CLINIC IM:9.3	History taking and causes of anemia
13	Dr. C. D. Sarang	17/01/2024	CLINIC IM. 16.4	Elicit and document and present an appropriate history that includes the natural history, dietary history, travel , sexual history and other concomitant illnesses
14	Dr.Sayed kaleemuddin	18/01/2024	CLINIC IM26.20	Demonstrate ability to communicate to patients in a patient, respectful, non-threatening, non-judgmental and empathetic manner
15	Dr. Vishal Chavhan	19/01/2024	CLINIC IM. 26.2	Demonstrate empathy in patient encounters
16	Dr. C. D. Sarang	19/01/2024	Lecture. IM.1.1	Describe and discuss the epidemiology, pathogenesis clinical evolution and course of common causes of heart disease including: rheumatic/valvular, ischemic, hypertrophic, inflammatory. Describe and discuss the genetic basis of some forms of heart failure

**Dr. C. D. SARANG**  
M.D.(MEDICINE)  
ASSOCIATE PROFESSOR  
DEPT. OF GENERAL MEDICINE  
D.U.P.M.C. & H., JALGAON

	Dr. Tushar Patil	22/01/2024	CLINIC IM. 1.11, part 1.29	Orientation to General Exam
17				Pulse examination with demonstration
18	Dr. C. A Kante	23/01/2024	CLINIC IM.1.13	Measure BP accurately
19	Dr. C. D. Sarang	24/01/2024	CLINIC IM.1.12	Evaluation of fever
20	Dr. Abdullah Momin	25/01/2024	CLINIC IM.4.9	Discuss and describe the epidemiology, antecedents and risk factors both modifiable and non-modifiable, the pathogenesis, natural history, evolution and complications of atherosclerosis and IHD.
21	Dr. Vaibhav Patil	26/01/2024	Lecture. IM.2.1	Perform a systematic examination that includes : general examination for pallor, oral examination
22	Dr. Tushar Patil	29/01/2024	CLINIC IM.9.4	Orientation to medical history and examination of joints , muscle and skin rheumatological diseases
23	Dr. C. A Kante	30/01/2024	CLINIC IM. 7.11 & 7.12	Skill Acquisition - IM injection
24	Dr. C. D. Sarang	31/01/2024	CLINIC IM. 1.30	Elicit document and present a medical history that helps delineate the etiology of the current presentation and includes clinical presentation, risk factors, drug use, sexual history, vaccination and family history in patient with liver disease
25	Dr.Aakash Jadhav	01/02/2024	CLINIC IM. 5.9	CVS Examination with demonstration
26	Dr. Vishal Chavhan	02/02/2024	CLINIC	Orientation to history taking, general examination & systemic examination of Respiratory system
27	Dr. Jeevak Kakde	05/02/2024	CLINIC IM. 3.4 & 3.5	Elicit and document and present an appropriate history including onset, progression, precipitating and aggravating relieving factors, associated symptoms that help identify the cause of the cerebrovascular accident
28	Dr. C. A Kante	06/02/2024	CLINIC IM. 18.3	

*Handwritten signature*

29	Dr. C. D. Sarang	07/02/2024	CLINIC IM. 18.5	Perform, demonstrate & document physical examination that includes general and a detailed neurologic examination as appropriate based on the history
30	Dr. Hetvi Vaidya	08/02/2024	CLINIC IM. 20.4 & 20.5	Medical emergency -- Elicit and document and present an appropriate history, the circumstance, time, kind of snake, evolution of symptoms in a patient with snake bite
31	Dr. Jeevak Kakde	09/02/2024	CLINIC	Practical Assessment + Skill Assessment
32	Dr. Tushar Patil	12/02/2024	CLINIC IM.1.10	Orientation to History Taking
33	Dr. C. A. Kante	13/02/2024	CLINIC IM. 9.3	History taking and causes of anemia
34	Dr. C. D. Sarang	14/02/2024	CLINIC IM. 16.4	Elicit and document and present an appropriate history that includes the natural history, dietary history, travel, sexual history and other concomitant illnesses
35	Dr. Sayed kaleemuddin	15/02/2024	CLINIC IM26.20	Demonstrate ability to communicate to patients in a patient, respectful, non-threatening, non-judgmental and empathetic manner
36	Dr. Vishal Chavhan	16/02/2024	CLINIC IM. 26.2	Demonstrate empathy in patient encounters
37	Dr. C. D. Sarang	16/02/2024	Lecture. IM.1.3	Describe Complications of Rheumatic valvular heart disease. (Other than Infective Endocarditis), Describe and discuss the role of penicillin prophylaxis in the prevention of rheumatic heart disease
38	Dr. Tushar Patil	19/02/2024	CLINIC IM. 1.1.1, part 1.29	Orientation to General Exam
39	Dr. C. A. Kante	20/02/2024	CLINIC IM.1.13	Pulse examination with demonstration
40	Dr. C. D. Sarang	21/02/2024	CLINIC IM.1.12	Measure BP accurately
41	Dr. Abdullah Momin	22/02/2024	CLINIC IM.4.9	Evaluation of fever

42	Dr. Tushar Patil	23/02/2024	CLINIC IM.9.4	Perform a systematic examination that includes : general examination for pallor , oral examination
43	Dr. Vaibhav Patil	23/02/2024	Lecture IM 2.2	Describe & demonstrate surfaces, sulci, gyri, poles, & functional areas of cerebral hemisphere
44	Dr. C. A Kante	26/02/2024	CLINIC IM. 7.11 & 7.12	Orientation to medical history and examination of joints , muscle and skin rheumatological diseases
45	Dr. C. D. Sarang	27/02/2024	CLINIC IM. 1.30	Skill Acquisition - IM injection
46	Dr. Aakash Jadhav	28/02/2024	CLINIC IM. 5.9	Elicit document and present a medical history that helps delineate the etiology of the current presentation and includes clinical presentation, risk factors, drug use, sexual history, vaccination and family history in patient With liver disease.
47	Dr. Dinesh Chudhari	29/02/2024	CLINIC	CVS Examination with demonstration
48	Dr. Tushar Patil	01/03/2024	CLINIC IM. 3.4 & 3.5	Orientation to history taking, general examination & systemic examination of Respiratory system
49	Dr. C. A Kante	04/03/2024	CLINIC IM. 18.3	Elicit and document and present an appropriate history including onset, progression, precipitating and aggravating relieving factors, associated symptoms that help identify the cause of the cerebrovascular accident
50	Dr. C. D. Sarang	05/03/2024	CLINIC IM. 18.5	Perform, demonstrate & document physical examination that includes general and a detailed neurologic examination as appropriate based on the history
51	Dr. Hetvi Vaidya	06/03/2024	CLINIC IM. 20.4 & 20.5	Medical emergency - - Elicit and document and present an appropriate history, the circumstance, time, kind of snake, evolution of symptoms in a patient with snake bite

52	Dr. Jeevak Kakde	07/03/2024	CLINIC	Introduction to Fever, Pathophysiology. Causes- Describe and discuss the febrile response and the influence of host immune status, risk factors and comorbidities on the febrile Response, Describe and discuss the influence of special populations on the febrile response including: the elderly, immune suppression, malignancy and neutropenia, HIV and travel, Discuss and describe the common causes, pathophysiology and manifestations of fever in various regions in India including bacterial, parasitic and viral causes (e. g. Dengue, Chikungunya, Typhus), inflammatory causes of fever, malignant causes of fever including hematologic and lymph node malignancies
53	Dr. C. D. Sarang	08/03/2024	CLINIC	Practical Assessment + Skill Assessment
54	Dr. C. D. Sarang	11/03/2024	CLINIC IM.1.10	AS Palpation
55	Dr. Sayed kaleemuddin	12/03/2024	CLINIC IM.9.3	History taking and causes of anemia
56	Dr. Vishal Chavhan	13/03/2024	CLINIC IM. 16.4	Elicit and document and present an appropriate history that includes the natural history, dietary history, travel , sexual history and other concomitant illnesses
57	Dr. Tushar Patil	14/03/2024	CLINIC IM26.20	Demonstrate ability to communicate to patients in a patient, respectful, non-threatening, non-judgmental and empathetic manner
58	Dr. C. A Kante	15/03/2024	CLINIC IM. 26.2	Demonstrate empathy in patient encounters
59	Dr. C. D. Sarang	15/03/2024	Lecture IM 1.5	Staging of heart failure, Describe, discuss and differentiate the processes involved in R Vs L heart failure, systolic vs diastolic failure, Describe and discuss the compensatory mechanisms involved in heart failure including cardiac remodeling and neuro-hormonal adaptations
60	Dr. C. D. Sarang	18/03/2024	CLINIC IM. 1.11, part 1.29	Orientation to General Exam

61	Dr. Abdullah Momin	19/03/2024	CLINIC IM.1.13	Pulse examination with demonstration
62	Dr. Tushar Patil	20/03/2024	CLINIC IM.1.12	Measure BP accurately
63	Dr. C. A Kante	21/03/2024	CLINIC IM.4.9	Evaluation of fever
64	Dr. C. D. Sarang	22/03/2024	CLINIC IM.9.4	Perform a systematic examination that includes : general examination for pallor, oral examination
65	Dr. Vaibhav Patil	22/03/2024	Lecture IM. 2.3	Discuss and describe the lipid cycle and the role of dyslipidemia in the pathogenesis of atherosclerosis
66	Dr. Aakash Jadhav	26/03/2024	CLINIC IM. 7.11 & 7.12	Orientation to medical history and examination of joints , muscle and skin rheumatological diseases
67	Dr. Vishal Chavhan	27/03/2024	CLINIC IM. 1.30	Skill Acquisition - IM injection
68	Dr. Dinesh Chaudhary	28/03/2024	CLINIC IM. 5.9	Elicit document and present a medical history that helps delineate the etiology of the current presentation and includes clinical presentation, risk factors, drug use, sexual history, vaccination and family history in patient With liver disease
69	Dr. C. D. Sarang	29/03/2024	Lecture IM. 1.7	Enumerate, describe and discuss the factors that exacerbate heart failure including ischemia, arrhythmias, anemia, thyrotoxicosis, dietary factors drugs etc.
70	Dr. Vaibhav Patil	19/04/2024	Lecture IM. 2.4	Discuss and describe the epidemiology, antecedents and risk factors both modifiable and non-modifiable, the pathogenesis, natural history, evolution and complications of atherosclerosis and IHD
71	Dr. Abdullah Momin	26/04/2024	Lecture IM. 1.19	Enumerate the indications for and describe the findings of heart failure with the following : 2D echocardiography, brain natriuretic peptide, exercise testing, nuclear medicine testing and coronary angiogram
<b>HOLIDAY 16/05/2024 TO 30/05/2024</b>				
74	Dr. Vishal Chavhan	31/05/2024	Lecture IM. 2.13	Discuss and enumerate the indications for and findings on echocardiogram, stress testing and coronary angiogram
75	Dr. Dinesh Chaudhary	01/04/2024	Clinic 2.7	CVS Examination with demonstration





GODAVARI FOUNDATION'S  
**DR. ULHAS PATIL MEDICAL COLLEGE & HOSPITAL**

Recognized by National Medical Commission, Approved by Central Govt. of India, New Delhi,  
Letter no. MCI-34(41)/2012-med/158127, dated 05/02/2013  
Affiliated to Maharashtra University of Health Sciences, Nashik [College Code-1306]  
Jalgaon-Bhusawal Road, Jalgaon Kh. Tal. & Dist. Jalgaon 425309 Tel. No (0257)2366657, 2366678  
Email ID : dupmcj@yahoo.in, dupmcj@gmail.com Website : www.dupmc.ac.in

**NAAC ACCREDITED**  
**Department of Pediatrics**

**3rd Minor Part-I (CBME BATCH-2022) Weekly Time Table 2025**

Sr No	Day	Time	Topic & Competency Number	Teaching Aid Projector/ Black Board/TV	Teaching Method (Lecture/Pr actical/ Demonstrati on/SGD/SD L)	Faculty Name	Remark
01-01-2025	Wednesday	12am to 01pm	(PE4.2) The etiology, clinical features, diagnosis and management of a child with Learning Disabilities	Projector	Lecture	Dr. Atul Chudaman Chaudhary	
02-01-2025	Thursday	08am to 09am	(PE 3.5, 3.6,3.7) Developmental delay	Projector	SGT	Dr. Nishad Yashwant Patil	
08-01-2025	Wednesday	12am to 01pm	(PE4.3) Child with Attention Deficit Hyperactivity Disorder (ADHD)	Projector	Lecture	Dr. Anant Ganpat Bendale	
09-01-2025	Thursday	08am to 09am	(PE 4.5, 4.6, 5.10,5.11) Scholastic backwardness and Learning Disabilities (LD)	Projector	SGT	Dr. Samir Umesh Khanapurkar	
15-01-2025	Wednesday	12am to 01pm	(PE19.2) epidemiology of Vaccine preventable diseases	Projector	SGT	Dr. Atul Chudaman Chaudhary	
16-01-2025	Thursday	08am to 09am	(PE19.7) Educate and counsel a patient for immunization	Projector	Lecture	Dr. Rajendra Hiralal Bedmutha	
22-01-2025	Wednesday	12am to 01pm	(PE4.4) A child with Autism	Projector	SGT	Dr. Nishad Yashwant Patil	
23-01-2025	Thursday	08am to 09am	(PE29.20)Enumerate the indication for splectomy and precaution	Projector	Lecture	Dr Sanjay Baviskar	
29-01-2025	Wednesday	12am to 01pm	(PE20.7)Birth asphyxia	Projector	SGT	Dr Suyog Tannirwar	
30-01-2025	Thursday	08am to 09am	(PE20.8)Respiratory distress in newborn	Projector	Lecture	Dr. Anant Ganpat Bendale	
02-05-2025	Wednesday	12am to 01pm	(PE 5.1, 5.2, 5.3, 5.4, 5.5, 5.6, 5.7, 5.8, 5.9) Behavioral problems of children incl Enuresis & Encopresis	Projector	SGT	Dr. Atul Chudaman Chaudhary	
02-06-2025	Thursday	08am to 09am	(PE 20.1, 20.2, 20.6,) Care of normal newborn	Projector	Lecture	DR	
02-12-2025	Wednesday	12am to 01pm	(PE 34.1, 34.2, 34.12, 34.13) Tuberculosis in children	Projector	SGT	Dr. Atul Chudaman Chaudhary	
13/02/2025	Thursday	08am to 09am	(PE 8.1, 8.2, 8.3) Complementary feeding and IYCF	Projector	Lecture	Dr. Rohini Deshmukh	
05-03-2025	Wednesday	12am to 01 pm	(PE 4.3, 4.4) ADHD and Autism	Projector	SGT	Dr.Suyog Banduji Tannirwar	
06-03-2025	Thursday	08am to 09am	(PE 5.1, 5.2, 5.3, 5.4, 5.5, 5.6, 5.7, 5.8, 5.9) Behavioral problems of children incl Enuresis & Encopresis	Projector	SGT	Dr. Samir Umesh Khanapurkar	

15-12-2025	Wednesday	12am to 01 pm	(PE 20.1, 20.2, 20.6.) Care of normal newborn	Projector	Lecture	Dr. Rajendra Bedmutha	
16-03-2025	Thursday	08am to 09am	(PE 3.8, 30.11) Cerebral palsy	Projector	SGT		
19-03-2025	Wednesday	12am to 01 pm	(PE 7.1, 7.2, 7.3, 7.4, 7.6) Breast Feeding	Projector	Lecture	Dr. Samir Umesh Khanapurkar	
20/03/2025	Thursday	08am to 09am	(PE 20.12) Temperature regulation and Neonatal hypothermia	Projector	SGT	Dr. Atul Chudaman Chaudhary	
26/03/2025	Wednesday	12am to 01 pm	(PE 4.1, 4.2) Scholastic backwardness and Learning Disabilities (LD)	Projector	SGT	Dr. RAJENDRA BEDMUTHA	
27/03/2025	Thursday	08am to 09am	(PE 2.6) Short stature	Projector	Lecture	Dr. Atul Chudaman Chaudhary	
04-02-2025	Wednesday	12AM TO 1PM	(PE 9.1, 9.2, 9.3, 9.7) Normal Nutrition	Projector	SGT	Dr. ANANT BENDALE	
04-03-2025	Thursday	8AM TO 9 AM	(PE 34.1, 34.2, 34.12, 34.13) Tuberculosis in children	Projector	Lecture	Dr. RAJENDRA BEDMUTHA	
04-09-2025	Wednesday	12AM TO 1PM	(PE 8.1, 8.2, 8.3) Complementary feeding and IYCF	Projector	SGT	D. SUYOG TANNIRWAR	
<b>Mahavir Jayanti 10 April 2025</b>							
16-04-2025	Wednesday	12AM TO 1PM	(PE 10.1, 10.2, 10.4, 10.6) Protein Energy Malnutrition	Projector	SGT	DR ATUL CHAUDHARY	
<b>17/04/2025 TO 20/04/2025 Samanvay</b>							
23-04-2025	Wednesday	12AM TO 1PM	(PE 6.1, 6.2, 6.3, 6.4, 6.5, 6.6, 6.7,6.12, 6.13) Adolescence & Puberty	Projector	SGT	Dr. SAMIR KHANAPURKAR	
24-04-2025	Thursday	8AM TO 9 AM	(PE 3.8,30.11) Cerebral Palsy	Projector	Lecture	Dr. NISHAD PATIL	
30-04-2025	Wednesday	12AM TO 1PM	(PE 7.1,7.2,7.3.) Breast Feeding	Projector	SGT	Dr. RAJENDRA BEDMUTHA	
05-07-2025	Wednesday	12AM TO 1PM	(PE 12.1, 12.2, 12.4, 12.5, 12.11, 12.12, 12.13, 12.14) Vitamin A Vitamin E, K	Projector	Lecture	Dr. RAJENDRA BEDMUTHA	
05-08-2025	Thursday	9 TO 12	OSCE ORIENTATION		Clinic	Dr. Anant Ganpat Bendale	
05-08-2025	Thursday	8AM TO 9AM	(PE 34.16) Diphtheria, Pertussis, Tetanus	Projector	SGT	Dr. SUYOG TANNIRWAR	
05-09-2025	Friday	9 TO 12	IMMUNISATION CLINIC	Demonstration	Clinic	Dr. ANANT BENDALE	
05-10-2025	Saturday	9 TO 12	IMMUNISATION CLINIC	Demonstration	Clinic	Dr. RAJENDRA BEDMUTHA	
05-12-2025	Monday	9 TO 12	PAEDIATRIC EMERGENCIES	Demonstration	Clinic	Dr. SUYOG TANNIRWAR	
13/05/2025	Tuesday	9 TO 12	PAEDIATRIC EMERGENCIES	Demonstration	Clinic	Dr. Anant Ganpat Bendale	
14/5/2025	Wednesday	9 TO 12	PAEDIATRIC EMERGENCIES				
14/5/2025	Wednesday	12AM TO 1PM	(PE 12.15,12.16, 12.18,12.19, 12.20, 13.7, 13.8,13.10, 13.10) Vitamin B, C and Iodine deficiency disorders	Projector	Lecture	Dr. RAJENDRA BEDMUTHA	
15/5/2025	Thursday	9 TO 12	COMMON INSTRUMENTS & PROCEDURE	Demonstration	Clinic	Dr. Samir Umesh Khanapurkar	
15/5/2025	Thursday	8AM TO 9AM	(PE 34.3, 34.4) Management of tuberculosis	Projector	SGT	Dr. Rekha Patil	
16/05/2025	Friday	9 TO 12	HISTORY TAKING IN PAEDIATRICS	Demonstration	Clinic	DR. SANJAY BAVISKAR	
17/05/2025	Saturday	9 TO 12	ASSESSMENT OF GROWTH AND DEVELOPMENT	Demonstration	Clinic	Dr. SUYOG TANNIRWAR	
18/05/2025	Monday	9 TO 12	GENERAL EXAMINATION OF CHILD	Demonstration	Clinic	Dr. RAJENDRA BEDMUTHA	
19/05/2025	Tuesday	9 TO 12	SYSTEMIC EXAMINATION OF CHILD-CNS	Demonstration	Clinic	Dr. Atul Chudaman Chaudhary	
21/5/2025	Wednesday	9 TO 12	SYSTEMIC EXAMINATION OF CHILD-CNS	Demonstration	Clinic	Dr. Anant Ganpat Bendale	
21/5/2025	Wednesday	12AM TO 1PM	(PE 34.17) Enteric fever	Projector	Lecture	Dr. RAJENDRA BEDMUTHA	
22/5/2025	Thursday	9 TO 12	COMMON INSTRUMENTS & PROCEDURE	Demonstration	Clinic	Dr.. ATUL CHAUDHARY	
22/5/2025	Thursday	9 TO 12	OSCE ORIENTATION	Demonstration	Clinic	Dr.. ANANT BENDALE	
22/5/2025	Thursday	8AM TO 9AM	(PE 34.20) Rickettsial diseases	Projector	SGT	DR. SANJAY BAVISKAR	

03/05/2025	Saturday	9 TO 12	PAEDIATRIC EMERGENCIES	Demonstration	Clinic	Dr.Rekha Patil	
04/05/2025	Monday	9 TO 12	COMMON INSTRUMENTS & PROCEDURE	Demonstration	Clinic	Dr.. SUYOG TANNIRWAR	
<b>25/05/2025 TO 30/05/2025 SUMMER VACATION</b>							
02-06-2025	Tuesday	9 TO 12	ROUND TO PAEDIATRIC WARD, MATERNAL WARD, KANGAROO MOTHER CARE, PICU, NICU, LABOUR ROOM, OPD, IMMUNISATION ROOM ETC.	Demonstration	Clinic	Dr.. ANANT BENDALE	
03-06-2025	Wednesday	9 TO 12	HISTORY TAKING IN PAEDIATRICS	Demonstration	Clinic	Dr. SANJAY BAVISKAR	
06-04-2025	Thursday	9 TO 12	ASSESSMENT OF GROWTH AND DEVELOPMENT	Demonstration	Clinic	Dr. NISHAD PATIL	
		8AM TO 9AM	(PE 27.6, 30.9) Status epilepticus	Projector	Lecture	Dr. KUSHAL DHANDE	
05-06-2025	Friday	9 TO 12	GENERAL EXAMINATION OF CHILD	Demonstration	Clinic	Dr. NISHAD PATIL	
06-06-2025	Wednesday	9 TO 12	SYSTEMIC EXAMINATION OF CHILD-CNS	Demonstration	Clinic	Dr. SUYOG TANNIRWAR	
		12AM TO 1PM	(PE 27.5) Shock in children	Projector	SGT	Dr. ANANT BENDALE	
<b>BAKARI EID 07 JUNE 2025</b>							
10-06-2025	Monday	9 TO 12	SYSTEMIC EXAMINATION OF CHILD-PER ABDOMEN	Demonstration	Clinic	Dr. SANJAY BAVISKAR	
11-06-2025	Thursday	8AM TO 9AM	SYSTEMIC EXAMINATION OF CHILD-PER ABDOMEN	Demonstration	Clinic	Dr. SANJAY BAVISKAR	
			(PE 29.2,29.3, 29.5) Nutritional anemia	Projector	Lecture	Dr. SUYOG TANNIRWAR	
12-06-2025	Wednesday	9 TO 12	SYSTEMIC EXAMINATION OF CHILD-CVS	Demonstration	Clinic	Dr. RAJENDRA BEDMUTHA	
		12AM TO 1PM	(PE 34.19) Malaria	Projector	SGT	Dr. Smita KAKAD	
13-06-2025	Thursday	9 TO 12	NEONATAL CASE TAKING AND EXAMINATION	Demonstration	Clinic	Dr. NISHAD PATIL	
14-06-2025	Friday	9 TO 12	ELICITATION OF NEONATAL REFEXES	Demonstration	Clinic	Dr. SUYOG TANNIRWAR	
16-06-2025	Saturday	9 TO 12	IMMUNISATION CLINIC	Demonstration	Clinic	Dr. SANJAY BAVISKAR	
18-06-2025	Monday	9 TO 12	IMMUNISATION CLINIC	Demonstration	Clinic	Dr. SANJAY BAVISKAR	
<b>19/06/2025 To 21/06/2025 (Theory Exam)</b>							
<b>23/06/2025 TO 26/06/2025 ( Practical Exam)</b>							
27-06-2025	Friday	9 TO 12	COMMON INSTRUMENTS & PROCEDURE	Demonstration	Clinic	Dr. ANANT BENDALE	
28-06-2025	Saturday	9 TO 12	OSCE ORIENTATION	Demonstration	Clinic	Dr. SAMIR KHANAPURKAR	
30-06-2025	Monday	9 TO 12	POST END EXAM	Demonstration	Clinic	Dr. ANANT BENDALE	
07-01-2025	Tuesday	9 TO 12	SKILL LAB-1	Demonstration	Clinic	Dr. ATUL CHAUDHARY	
07-02-2025	Wednesday	9 TO 12	SKILL LAB-2	Demonstration	Clinic	Dr. ANANT BENDALE	
		12AM TO 1PM	(PE 34.18) Dengue Fever	Projector	SGT	Dr. Shrikant Tatyrao	
07-03-2025	Thursday	9 TO 12	NEONATAL CASE TAKING AND EXAMINATION	Demonstration	Clinic	Dr. Ajinkya Patil	
		8AM TO 9AM	(PE 15.1, 15.2) Fluid and electrolytes	Projector	Lecture	Dr. Smita Kakad	
07-04-2025	Friday	9 TO 12	HISTORY TAKING IN PAEDIATRICS	Demonstration	Clinic	Dr. Anant Ganpat Bendale	
07-05-2025	Saturday	9 TO 12	ASSESSMENT OF GROWTH AND DEVELOPMENT	Demonstration	Clinic	Dr. Nishad Yashwant Patil	
07-07-2025	Monday	9 TO 12	GENERAL EXAMINATION OF CHILD	Demonstration	Clinic	Dr. SUYOG TANNIRWAR	
07-08-2025	Tuesday	9 TO 12	PAEDIATRIC EMERGENCIES	Demonstration	Clinic	Dr. ATUL CHAUDHARY	
07-09-2025	Wednesday	9 TO 12	COMMON INSTRUMENTS & PROCEDURE	Demonstration	Clinic	Dr. Ajinkya Patil	
		12AM TO 1PM	(PE 30.13) Acute Flaccid Paralysis (AFP) and Poliomyelitis	Projector	SGT	Dr. SUYOG TANNIRWAR	
07-10-2025	Thursday	8AM TO 9AM	(PE 19.1, 19.2, 19.3, 19.4) Vaccines in children	Projector	Lecture	Dr. Shrikant Tatyrao	

06/07/2025	Wednesday	12AM TO 1PM	(PE 34.19) Parasitic infections	Projector	SGT	Dr ATUL CHAUDHARY	
07/07/2025	Thursday	8AM TO 9AM	(PE 29.2, 29.3, 29.5) Nutritional anemia	Projector	Lecture	Dr. SANJAY BAVISKAR	
23/07/2025	Wednesday	12AM TO 1PM	(PE 34.19) Malaria	Projector	SGT	Dr. Smita Kakad	
24-07-2025	Thursday	8AM TO 9AM	(PE 29.1) Anemia	Projector	Lecture	Dr. KUSHAL DHANDE	
30/07/2025	Wednesday	12AM TO 1PM	(PE 33.8) Disorders of puberty	Projector	SGT	Dr. Samir Umesh Khanapurkar	
31/07/2025	Thursday	8AM TO 9AM	(PE 19.5, 19.16) Immunization in special situations and newer vaccines	Projector	Lecture	Dr. Nishad Yashwant Patil	

*Patil*  
**Dr. ANANT G. BENDALE**  
 PROFESSOR & H.O.D.  
 Dept. of Paediatric  
 Dr. Uthas Patil Medical College  
 and Hospital, Jalgaon



**GODAVARI FOUNDATION'S**  
**DR. ULHAS PATIL MEDICAL COLLEGE & HOSPITAL**

Recognized by National Medical Commission, Approved by Central Govt. of India, New Delhi.  
 Letter no. MC1-34(41)/2012-med/158127, dated 05/02/2013  
 Affiliated to Maharashtra University of Health Sciences, Nashik [College Code-1306]  
 Jalgaon-Bhusawal Road, Jalgaon Kh. Tal. & Dist. Jalgaon 425309 Tel. No. (0257)2366657, 2366678  
 Email ID : dupmcj@yahoo.in, dupmcj@gmail.com Website : www.dupmc.ac.in

**NAAC ACCREDITED**


Department of Pediatric

**3rd Major Part-II (CBME BATCH-2021) Weekly Time Table 2025**

Date	Day	Time	Topic & Competency Number	Teaching Aid Projector/ Black Board/TV	Teaching Method (Lecture/Practical/ Demonstration/ on/SGD/SDL)	Faculty Name	Remark
02-04-2025	Tuesday	2 TO 3 PM	(PE 20.7) Birth asphyxia	Projector	Lecture	Dr. Anant Bendale	
02-04-2025	Tuesday	3 TO 5 PM	(PE 20.8) Respiratory distress in newborn	Projector	SGT	Dr. Sanjay Baviskar	
02-11-2025	Tuesday	2 TO 3 PM	(PE 23.11, 23.16, 23.17, 23.18) Oxygen Therapy	Projector	Lecture	Dr. Rajendra Bedmutha	
02-11-2025	Tuesday	3 TO 5 PM	(PE 2.3, 3.4, 8.5, 27.32, 27.33, 28.20) Counselling	Projector	SGT	Dr. Nishad Patil	
18/02/2025	Tuesday	2 TO 3 PM	(PE 15.3, 15.4, 15.5, 9.5 )Fluids & Electrolytes Nutrition	Projector	Lecture	Dr. Atul Chaudhary	
18/02/2026	Tuesday	3 TO 5 PM	(PE 23.11, 23.16, 23.17, 23.18) Cardiac Failure	Projector	SGT	Dr. Samir Khanapurkar	
25/02/2025	Tuesday	2 TO 3 PM	(PE 20.16 )NEONATAL SEPSIS	Projector	Lecture	Dr. Suyog Tannirwar	
25/02/2026	Tuesday	3 TO 5 PM	(PE 2.3, 3.4, 8.5, 27.32, 27.33, 28.20) Counselling	Projector	SGT	Dr. Suyog Tannirwar	
04-03-2025	Tuesday	3 TO 5 PM	(PE 2.3, 3.4, 8.5, 27.32, 27.33, 28.20) Cards (Case Scenario based)	Projector	SDL	Dr. Atul Chaudhary	
04-03-2025	Tuesday	2 TO 3 PM	(PE 20.9, 20.10) Birth injuries & Hemorrhagic disease of newborn (HDN)	Projector	Lecture	Dr. Anant Bendale	
03-11-2025	Tuesday	3 TO 5 PM	(PE 15.6, 15.7, 19.9, 19.13, 20.3, 24.15, 24.16, Skills Lab 1	Projector	SDL	Dr. Sanjay Baviskar	
03-11-2025	Tuesday	2 TO 3 PM	24.17,26.10,27.20,29.17, 30.23) Skills Lab 2	Projector	Lecture	Dr. Ajinkya Patil	
18/03/2025	Tuesday	2 TO 3 PM	(PE 21.1) UTI	Projector	Lecture	Dr. Suyog Tannirwar	
18/03/2025	Tuesday	3 TO 5 PM	(PE 20.20) Surgical conditions in newborn	Projector	SDL	Dr. Smita Kakad	
25/03/2025	Tuesday	2 TO 3 PM	(PE 27.9, 27.10, 14.5) Hematology	Projector	Lecture	Dr.rajesh Saraf	
04-01-2025	Tuesday	2 TO 3 PM	(PE 21.2, 21.4) Approach to hematuria & Acute glomerulonephritis	Projector	SDL	Dr. Nishad Patil	
04-01-2025	Tuesday	3 TO 5 PM	(PE 23.1) Acyanotic congenital heart diseases	Projector	Lecture	Dr. Atul Chaudhary	
04-08-2025	Tuesday	2 TO 3 PM	(PE 22.1) Approach to Rheumatological Problems incl JIA and SLE	Projector	SDL	Dr. Samir Khanapurkar	
04-08-2025	Tuesday	3 TO 5 PM	(PE 21.15) Voiding Disorders	Projector	Lecture	Dr. Suyog Tannirwar	
15/04/2025	Tuesday	2 TO 3 PM	(PE 21.5, 21.6) Acute kidney injury (AKI) and Chronic kidney disease (CKD)	Projector	SDL	Dr. Smita Kakad	
15/04/2025	Tuesday	3 TO 5 PM	(PE 23.3) Congestive cardiac failure in infants and children	Projector	SDL	Dr. Priti Joshi	
22/04/2025	Tuesday	2 TO 3 PM	(PE 22.3) VASCULATIC DISORDERS IN CHILDREN	Projector	Lecture	Dr. Atul Chaudhary	
22/04/2025	Tuesday	3 TO 5 PM	(PE 23.2) CYNATIC CONGINITAL HEART DISEASE	Projector	SDL	Dr. Dhawalkumar Khadke	
29/04/2025	Tuesday	2 TO 3 PM	(PE 23.9,29.7) THROMBOCYTOPENIC & HEMOPHILIA	Projector	Lecture	Dr. Suyog Tannirwar	
29/04/2025	Tuesday	3 TO 5 PM	(PE 23.4,23.5,23.6) ACQUIRED HEART DISEASE	Projector	SDL	Dr. Gajanan Sirsat	
06-05-2025	Tuesday	2 TO 3 PM	(PE 29.8, 29.9, 21.17) Leukemia, Lymphomas and Solid Tumors in children	Projector	Lecture	Dr. Smita Kakad	
06-05-2025	Tuesday	3 TO 5 PM	(PE 23.4, 23.5, 23.6) Acquired Heart Disease	Projector	SDL	Dr.rajesh Saraf	

13/5/2025	Tuesday	9 TO 12	INTRODUCTION TO PAEDIATRIC	Demonstration	Clinic	DR. ANANT BENDALE	
		2 TO 3 PM	(PE 27.6, 30.9) Status epilepticus	Projector	Lecture	Dr.Nishad Patil	
13/5/2025	Tuesday	3 TO 5 PM	(PE 27.5) Shock in children	Projector	SDL	Dr.Priyanka Ghongade	
14/05/2025	Wednesday	9 TO 12	HISTORY TAKING	Demonstration	Clinic	Dr. SANJAY BAVISKAR	
15/05/2025	Thursday	9 TO 12	GENERAL EXAMINATION OF CHILD	Demonstration	Clinic	Dr.. ANANT BENDALE	
16/05/2025	Friday	9 TO 12	ANTHROPOMETRY	Demonstration	Clinic	DR. SANJAY BAVISKAR	
17/05/2025	Saturday	9 TO 12	NURITION	Projector	Lecture	Dr.Suyog Tannirwar	
19/05/2025	Monday	2 TO 3 PM	IMMUNIZATION	Demonstration	Clinic	DR. NISHAD PATIL	
20/5/2025	Tuesday	9 TO 12	NEONAT CASE TAKING & EXAMINATION	Projector	SDL	Dr. Anant Bendale	
	Wednesday	3 TO 5 PM	(PE 29.6, 29.7) Thrombocytopenia and Hemophilia	Demonstration	Clinic	DR. SUYOG TANNIRWAR	
21/05/2025	Thursday	9 TO 12	ELICITATION OF NEONATAL REFLEX	Demonstration	Clinic	DR. SAMIR KHANAPURKAR	
22/05/2025	Friday	9 TO 12	SYSYMAC EXAMINATION OF CHILD RS	Demonstration	Clinic	DR. ATUL CHAUDHARY	
23/05/2025	Saturday	9 TO 12	SYSYMAC EXAMINATION OF CHILD CNS	Demonstration	Clinic	DR.SANJAY BAVISKAR	
24/05/2025	Monday	9 TO 12	SYSYMAC EXAMINATION OF CHILD CNS	Demonstration	Clinic	DR.SANJAY BAVISKAR	
<b>25/05/2025 TO 31/05/2025 (SUMMER VACATION)</b>							
02-06-2025	Monday	9 TO 12	SYSTEMATIC EXAMINATION OF CHILD PER ABDOMIN	Demonstration	Clinic	DR. ANANT BENDALE	
03-06-2025	Tuesday	9 TO 12	SYSTEMATIC EXAMINATION OF CVS	Demonstration	Clinic	DR. RAJENDRA BEDMUTHA	
		2 TO 3 PM	(PE 34.17) Enteric fever	Projector	Lecture	Dr. Sanjay Baviskar	
03/06/2025	Wednesday	3 TO 5 PM	(PE 27.6,30.9) Status Epilepticus	Projector	SDL	Dr.Anant Bendale	
04/06/2025	Thursday	9 TO 12	COMMON INSTRUMENTS USED IN PAEDIATRICS	Demonstration	Clinic	Dr. NISHAD PATIL	
05-06-2025	Friday	9 TO 12	SKILL LAB 1 & 2	Demonstration	Clinic	Dr. SUYOG TANNIRWAR	
06-06-2025	Saturday	9 TO 12	COMMON DRUGS USED IN PAEDIATRIC	Demonstration	Clinic	Dr. SAMIR KHANAPURKAR	
07-06-2025	Monday	9 TO 12	X-RAY FILM READING RELATED TO PAEDIATRICS	Demonstration	Clinic	Dr. ATUL CHAUDHARY	
10/06/20025	Tuesday	2 TO 3 PM	(PE 34.20) Rickettsial diseases	Projector	Lecture	Dr. Atul Chaudhary	
10-06-2025	Tuesday	3 TO 5 PM	(PE 12.6, 12.7, 12.9, 12.10,13.11, 13.12,13.13, 13.14) Vitamin D and Calcium & Magnesium deficiency	Projector	SDL	Dr. Smita Kakad	
17/06/2025	Tuesday	2 TO 3 PM	(PE 30.3 ) Hydrocephalus	Projector	Lecture	Dr.Gajanan Sirsat	
17/06/2025	Tuesday	3 TO 5 PM	(PE 29.2,29.3, 29.5) Nutritional anemia	Projector	SDL	Dr.Ganesh Kharche	
24/06/2025	Tuesday	2 TO 3 PM	(PE 34.19) Malaria	Projector	Lecture	Dr.Suyog Tannirwar	
24/06/2025	Tuesday	3 TO 5 PM	(PE 27.8 ) Unconcius child and Coma	Projector	SDL	Dr.Anant Bendale	
01-07-2025	Tuesday	2 TO 3 PM	(PE 30.6) Infantile hemiplegia/ Stroke	Projector	Lecture	Dr. Suyog Tannirwar	
01-07-2025	Tuesday	3 TO 5 PM	(PE 20.15) Neonatal Seizures	Projector	SDL	Dr.rajesh Makhanlal Saraf	
08-07-2025	Tuesday	2 TO 3 PM	(PE 30.14) Muscular dystrophy	Projector	Lecture	Dr.Nishad Yashawant Patil	
08-07-2025	Tuesday	3 TO 5 PM	(PE 20.17) Perinatal infections	Projector	SDL	Dr. Smita Ramesh Kakad	
14/07/2005	Monday	9 TO 12	INTRODUCTION TO PAEDIATRIC	Demonstration	Clinic	Dr. ANANT BENDALE	
15/07/2025	Tuesday	9 TO 12	HISTORY TAKING	Demonstration	Clinic	Dr. SANJAY BAVISKAR	
		2 TO 3 PM	(PE 30.15) Ataxia in children	Projector	Lecture	Dr.Atul Chaudhary	
15/07/2025	Tuesday	3 TO 5 PM	(PE 29.4) Hemolytic anemia	Projector	SDL	Dr.Suyog Tannirwar	
16-07-2025	Wednesday	9 TO 12	ANTHROPOMETRY	Demonstration	Clinic	Dr. RAJENDRA BEDMUTHA	
17-07-2025	Thursday	9 TO 12	GENERAL EXAMINATION OF CHILD	Demonstration	Clinic	Dr. NISHAD PATIL	
18-07-2025	Friday	9 TO 12	SYSTEMIC EXAMINATION OF CHILD - CNS	Demonstration	Clinic	Dr. SUYOG TANNIRWAR	
19-07-2025	Saturday	9 TO 12	SYSTEMIC EXAMINATION OF CHILD - CNS	Demonstration	Clinic	Dr. SAMIR KHANAPURKAR	
21-07-2025	Monday	9 TO 12	SYSTEMIC EXAMINATION OF CHILD - RS	Demonstration	Clinic	Dr. ATUL CHAUDHARY	
22/07/2025	Tuesday	9 TO 12	SYSTEMIC EXAMINATION OF CHILD - PER ABDOMEN	Demonstration	Clinic	Dr. ANANT BENDALE	

22/07/2025	Tuesday	9 TO 12	SYSTEMIC EXAMINATION OF CHILD - PER ABDOMEN	Demonstration	Clinic	Dr. ANANT BENDALE
		2 TO 3 PM	(PE 30.16) Approach to headache in children	Projector	Lecture	Dr. Anant Ganpat Bendale
22/07/2025	Tuesday	3 TO 5 PM	(PE 26.1, 26.2) Acute liver disease & Fulminant hepatic failure	Projector	SDL	Dr. Atul Chaudhary
23-07-2025	Wednesday	9 TO 12	SYSTEMIC EXAMINATION OF CHILD - CVS	Demonstration	Clinic	Dr. SANJAY BAVISKAR
24-07-2025	Thursday	9 TO 12	SYSTEMIC EXAMINATION OF CHILD - CVS	Demonstration	Clinic	Dr. RAJENDRA BEDMUTHA
25-07-2025	Friday	9 TO 12	SHORT CASE DISCUSSION	Demonstration	Clinic	Dr. NISHAD PATIL
26-07-2025	Saturday	9 TO 12	NEONATAL CASE TAKING, EXAMINATION AND ELICITATION OF NEONATAL REFLEXES	Demonstration	Clinic	Dr. SUYOG TANNIRWAR
28-07-2025	Monday	9 TO 12	NUTRITION	Demonstration	Clinic	Dr. SAMIR KHANAPURKAR
29-07-2025	Tuesday	9 TO 12	DEVELOPMENTAL HISTORY	Demonstration	Clinic	Dr. ATUL CHAUDHARY
30-07-2025	Wednesday	9 TO 12	NEONATAL CASE TAKING, EXAMINATION AND ELICITATION OF NEONATAL REFLEXES	Demonstration	Clinic	Dr. ANANT BENDALE
31-07-2025	Thursday	9 TO 12	DEMONSTRATION OF COMMON PROCEDURES RELATED TO PAEDIATRIC	Demonstration	Clinic	Dr. SANJAY BAVISKAR

  
**Dr. ANANT G. BENDALE**  
 PROFESSOR & H.O.D.  
 Dept. of Paediatric  
 Dr. Ulhas Patil Medical College  
 and Hospital, Jalgaon



GODAVARI FOUNDATION'S

## DR. ULHAS PATIL MEDICAL COLLEGE & HOSPITAL

Recognized by National Medical Commission, Approved by Central Govt. of India, New Delhi,

Letter no. MCI-34(41)/2012-med./158127, dated 05/02/2013

Affiliated to Maharashtra University of Health Sciences, Nashik [College Code-1306]

Jalgaon-Bhusawal Road, Jalgaon Kh, Tal. & Dist. Jalgaon 425309 Tel. No.(0257)2366657, 2366678

Email ID : dupmcj@yahoo.in, dupmcj@gmail.com Website : www.dupmc.ac.in

**NAAC ACCREDITED**


**Department of Paediatrics**

**PG Activity : PG LECTURE**

Date	Topic	Name Of The Speaker
2/1/24	APPROACH TO HYPOGLYCEMIA	DR.SUYOG TANNIRWAR
9/1/24	APPROACH TO DKA	DR.VIKRANT DESHMUKH
16/1/24	APPROACH TO CONVULSIONS	DR.ANANT BENDALE
23/1/24	APPROACH TO HYPERKALEMIA	DR.JEEVAN KULKARNI
30/1/24	APPROACH TO DEHYDRATION	DR.SANJAY BAVISKAR
6/2/24	APPROACH TO COMATOSE CHILD	DR.UMAKANT ANEKAR
13/2/24	APPROACH TO A CHILD WITH CHRONIC COUGH	DR.RAJENDRA BEDMUTHA
20/2/24	RECURRENT PNEUMONIA	DR.SUYOG TANNIRWAR
27/2/24	MANAGEMENT OF ACUTE BACTERIAL MENINGITIS IN CHILDREN	DR.ANANT BENDALE
5/3/24	MANAGEMENT OF STATUS EPILEPTICUS	DR.JEEVAN KULKARNI
12/3/24	EVALUATION AND MANAGEMNT OF STROKE	DR.SANJAY BAVISKAR
19/3/24	AUTISM SPECTRUM DISORDER	DR.UMAKANT ANEKAR
26/3/24	EVALUATION OF SHORT STATURE	DR.RAJENDRA BEDMUTHA
2/4/24	APNEA IN NEONATES	DR.SUYOG TANNIRWAR
9/4/24	COMMUNITY ACQUIRED PNEUMONIA	DR.ANANT BENDALE
16/4/24	ACUTE ENCEPHALITIS SYNDROME	DR.JEEVAN KULKARNI
23/4/24	PRECOCIOUS PUBERTY	DR.SANJAY BAVISKAR
30/4/24	APPROACH TO MICROCYTIC HYPOCHROMIC ANEMIA IN CHILDREN	DR.UMAKANT ANEKAR
7/5/24	APPROACH TO ABDOMINAL MASS IN CHILDREN	DR.RAJENDRA BEDMUTHA
14/5/24	APPROACH TO BLEEDING IN NEONATES	DR.SUYOG TANNIRWAR
21/5/24	ANTENATAL HYDRONEPHROSIS	DR.ANANT BENDALE
28/5/24	NEONATAL CHOLESTASIS	DR.JEEVAN KULKARNI
4/6/24	APPROACH TO RECURRENT VOMITTING	DR.SANJAY BAVISKAR
11/6/24	APPROACH TO ABDOMINAL PAIN IN CHILDREN	DR.UMAKANT ANEKAR
18/6/24	NEPHROTIC SYNDROME IN CHILDREN	DR.RAJENDRA BEDMUTHA
25/6/24	APPROACH TO PANCYTOPENIA	DR.SUYOG TANNIRWAR
2/7/24	APPROACH TO SYNCOPE IN CHILDREN	DR.ANANT BENDALE

  
Dr. ANANT G. BENDALE  
PROFESSOR & H.O.D.  
Dept. of Paediatric  
Dr. Ulhas Patil Medical College  
and Hospital, Jalgaon

9/7/24	APPROACH TO TACHYARRHYTHMIAS	DR.JEEVAN KULKARNI
16/7/24	ACUTE SEVERE ASTHMA	DR.SANJAY BAVISKAR
23/7/24	APPROACH TO BLEEDING IN CHILD	DR UMAKANT ANEKAR
30/7/24	URINARY TRACT INFECTION EVALUATION AND TREATMENT	DR.RAJENDRA BEDMUTHA
3/9/24	COUNSELLING OF COMPLEMENTARY FEEDING	DR.ANANT BENDALE
10/9/24	COUNSELLING FOR GENETICS	DR SUYOG TANNIRWAR
17/9/24	HEPATITIS B	DR UMAKANT ANEKAR
1/10/24	MALARIA	DR ANANT BENDALE
8/10/24	COUNSELLING FOR BREAKING BADNEWS	DR SUYOG TANNIRWAR
15/10/24	CONGENITAL HEART DISEASE	DR ANANT BENDALE
22/10/24	HYPOTHYROIDISM	DR JEEVAN KULKARNI
29/10/24	CYANOTIC AND ACYANOTIC HEART DISEASE	DR SANJAY BAVISKAR
5/11/24	GROWTH AND DEVELOPMENT	DR UMAKANT ANEKAR
12/11/24	CEREBRAL PALSY	DR RAJENDRA BEDMUTHA
19/11/24	PNEUMONIA	DR ANANT BENDALE
26/11/24	FETAL CIRCULATION	DR SUYOG TANNIRWAR
3/12/24	NUTRITION	DR UMAKANT ANEKAR
10/12/24	DEVELOPMENTAL MILESTONES	DR ANANT BENDALE
17/12/24	NEONATAL AND PAEDIATRIC RESUSCITATION	DR SUYOG TANNIRWAR
24/12/24	EMPHYSEMA	DR ANANT BENDALE
31/12/24	CHRONIC KIDNEY DISEASE	DR JEEVAN KULKARNI

  
**Dr. ANANT G. BENDALE**  
 PROFESSOR & H.O.D.  
 Dept. of Paediatric  
 Dr. Ulhas Patil Medical College  
 and Hospital, Jalgaon



GODAVARI FOUNDATION'S  
**DR. ULHAS PATIL MEDICAL COLLEGE & HOSPITAL**

Recognized by National Medical Commission, Approved by Central Govt. of India, New Delhi,  
Letter no. MCI-34(41)/2012-med./158127, dated 05/02/2013  
Affiliated to Maharashtra University of Health Sciences, Nashik [College Code-1306]

Jalgaon-Bhusawal Road, Jalgaon Kh, Tal. & Dist. Jalgaon 425309 Tel. No.(0257)2366657, 2366678  
Email ID : dupmcj@yahoo.in, dupmcj@gmail.com Website : www.dupmc.ac.in

**NAAC ACCREDITED**

**Department of Paediatric**

**PG Activity : PG LECTURE**

Date	Topic	Name Of The Speaker
7/1/25	ACUTE KIDNEY INJURY	DR SANJAY BAVISKAR
14/1/25	APPROACH TO CONGENITAL HEART DISEASE	DR UMAKANT ANEKAR
21/1/25	STATUS EPILEPTICUS	DR RAJENDRA BEDMUTHA
28/1/25	CATCH UP IMMUNIZATION	DR ANANT BENDALE
4/2/25	NEONATAL SEPSIS	DR SUYOG TANNIRWAR
11/2/25	VITAMIN AND MINERAL DEFICIENCY	DR SANJAY BAVISKAR
18/2/25	APPROACH TO OBESE CHILD	DR UMAKANT ANEKAR
25/2/25	APPROACH TO CHILDHOOD ASTHMA	DR RAJENDRA BEDMUTHA
4/3/25	ANEMIA	DR ANANT BENDALE
11/3/25	SURGICAL CASES IN NEONATES	DR SUYOG TANNIRWAR
18/3/25	CONGENITAL ANOMALIES OF LUNGS	DR ANANT BENDALE
25/3/25	HEMOLYTIC ANEMIA	DR SANJAY BAVISKAR
1/4/25	IDA APPROACH TO NUTRITIONAL ANEMIA	DR UMAKANT ANEKAR
8/4/25	APPROACH TO DYSELECTROMIA	DR RAJENDRA BEDMUTHA
15/4/25	FEBRILE SEIZURES EVALUATION AND MANAGEMENT	DR ANANT BENDALE
22/4/25	ASTHMA GUIDELINES AND STEPWISE MANAGEMENT	DR SUYOG TANNIRWAR
29/4/25	RHEUMATIC HEART DISEASE DIAGNOSIS AND PROPHYLAXIS	DR SANJAY BAVISKAR
6/5/25	IMMUNE THROMBOCYTOPENIC PURPURA	DR RAJENDRA BEDMUTHA
13/5/25	PEDIATRIC ADVANCED LIFE SUPPORT	DR ANANT BENDALE
20/5/25	APPROACH TO UNCONSCIOUS CHILD	DR SUYOG TANNIRWAR
27/5/25	INBORN ERRORS OF METABOLISM	DR SANJAY BAVISKAR
3/6/25	TYPE 1 DM	DR RAJENDRA BEDMUTHA
10/6/25	APPROACH TO FEVER WITH RASH	DR ANANT BENDALE
17/6/25	ACUTE GLOMERULONEPHRITIS	DR SUYOG TANNIRWAR
24/6/25	KAWASAKI DISEASE	DR SANJAY BAVISKAR
1/7/25	ACUTE GI BLEED	DR RAJENDRA BEDMUTHA
8/7/25	TUBERCULOSIS IN CHILDREN	DR ANANT BENDALE
15/7/25	MULTISYSTEM INFLAMMATORY SYNDROME IN CHILDREN	DR SUYOG TANNIRWAR

*Anant*  
**Dr. ANANT G. BENDALE**  
PROFESSOR & H.O.D.  
Dept. of Paediatric  
Dr. Ulhas Patil Medical College  
and Hospital, Jalgaon

22/7/25	APPROACH TO POISONED CHILD	DR SANJAY BAVISKAR
29/7/25	SUPRAVENTRICULAR TACHYCARDIA	DR RAJENDRA BEDMUTHA
5/8/25	SCALDS AND BURNS	DR ANANT BENDALE
12/8/25	TROPICAL PULMONARY EOSINOPHILIA	DR SUYOG TANNIRWAR
19/8/25	RESPIRATORY DISTRESS SYNDROME	DR NISHAD PATIL
26/8/25	TTPN	DR SUYOG TANNIRWAR
2/9/25	PULMONARY HTN	DR UMAKANT ANEKAR
9/9/25	NEONATAL HYPOGLYCEMIA	DR SUYOG TANNIRWAR
16/9/25	SMA	DR UMAKANT ANEKAR

  
Dr. ANANT G. BENDALE  
PROFESSOR & H.O.D.  
Dept. of Paediatric  
Dr. Ulhas Patil Medical College  
and Hospital, Jalgaon



**GODAVARI FOUNDATION'S**  
**DR. ULHAS PATIL MEDICAL COLLEGE & HOSPITAL**

Recognized by National Medical Commission, Approved by Central Govt. of India, New Delhi,  
Letter no. MCI-34(41)/2012-med./158127, dated 05/02/2013  
Affiliated to Maharashtra University of Health Sciences, Nashik [College Code-1306]

Jaigaon-Bhusawal Road, Jaigaon Kh, Tal. & Dist. Jaigaon 425309 Tel. No.(0257)2366657, 2366678  
Email ID : dupmcj@yahoo.in, dupmcj@gmail.com Website : www.dupmc.ac.in

**NAAC ACCREDITED**

**3<sup>rd</sup> Year VII<sup>th</sup> Semester Phase IV (Batch B1) MBBS (UG) Clinical Posting 2025**

**CBME BATCH -2021**

**DEPARTMENT:- GENERAL SURGERY**

**POSTING -17/03/2025 to 11/05/2025**

No	DATE	TEACHER NAME	TOPIC
1	17/03/2025	DR.SHIVAJI PANDURANG SADULWAD	Examination, history taking of Sinus & Fistula
2	18/03/2025	DR .MILIND PRABHAKARRAO JOSHI	Examination, history taking of P.V.D & Gangrene
3	19/03/2025	DR.MILIND RAMDAS PATIL	Examination, history taking of Varicose veins & Ulcer
4	20/03/2025	DR.VIRENDRA NANAJI ZAMBARE	Examination , history taking of benign Breast Disease
5	21/03/2025	DR.NANDINI ANIL PATIL	History taking in General Surgery , Specific Sign & Symptoms in Surgery
6	22/03/2025	DR.PRASANNA GAMBHIR JAWALE	SKILL LAB-SU 10.4 I Perform basic surgical skill such as first aid including suturing and minor surgical procedures in simulated environment
7	24/03/2025	DR.SNEHAL VISHNU FEGADE	Examination , history taking of Salivary gland Swelling ( Parotid , Submandibular Gland )
8	25/03/2025	DR.SACHIN SHASHIKANT INGALE	Examination of benign thyroid swelling
9	26/03/2025	DR.ANILKUMAR BHASKAR PATIL	Examination of Inguinal Hernia
10	27/03/2025	DR.YOGESH PRALHAD CHAUDHARI	Examination , history taking of malignant breast lump
11	28/03/2025	DR.GAURAV ARVIND KOLTE	Examination , history taking of Scrotal Swelling( Testicular)
12	29/03/2025	DR.CHAITANYA PATIL	SKILL LAB- SU 10.4 II Bandaging (Head bandaging, Ear bandaging, Eye Bandaging, fig of 8 Bandaging around joints of upper limb, scrotal support Crepe bandage application over upper limb and lower limb
<b>31 MARCH 2025 RAMZAN EID *</b>			
13	01/04/2025	DR.SHAKEEL AHMED KHAN	Diabetic foot
14	02/04/2025	DR.SAURABH SHESHRAO PATIL	Tongue ulcer
15	03/04/2025	DR.VAIBHAV FARKE	Cervical lymphadenopathy
16	04/04/2025	DR.ATUL GAJENDRA BHARAMBE	General examination
17	05/04/2025	DR.ASHISH BAWANKAR	(SKILL LAB )Incision and Drainage
18	07/04/2025	DR.MILINDKUMAR KADU WANKHEDE	Examination of swelling
19	08/04/2025	DR.SWAPNIL CHOPDE	Examination, history taking of P.V.D & Gangrene
20	09/04/2025	DR.PANKAJ LAXMAN PATIL	Examination , history taking of benign Breast Disease
<b>10 APRIL 2025 MAHAVIR JAYANTI*</b>			

**Prof. & Head  
Department of  
General Surgery**

*Belkoral*

21	11/04/2025	GURDEEP SINGH UBEJA	Examination of Inguinal Hernia
22	12/04/2025	DR.KIRAN JOGAWADE	(SKILL LAB ) Wound Care (Clean surgical wound care, Wounds after trauma, Diabetic wound care)
<b>14 APRIL 2025 BHARATRATNA DR.BABASAHEB AMBEDKAR JAYANTI*</b>			
23	15/04/2025	DR.SURENDRA RAMCHANDRA SURWADE	Peripheral arterial disorder
24	16/04/2025	DR.SHIVAJI PANDURANG SADULWAD	Abdominal examination
<b>17 APRIL 2025 TO 20 APRIL 2025 SAMANVAY EVENT *</b>			
25	21/04/2025	DR.MILIND RAMDAS PATIL	Examination , history taking of malignant breast lump
26	22/04/2025	DR.NANDINI ANIL PATIL	Examination, history taking of Varicose veins & Ulcer
27	23/04/2025	DR .MILIND PRABHAKARRAO JOSHI	Examination , history taking of Scrotal Swelling( Testicular)
28	24/04/2025	DR.VIRENDRA NANAJI ZAMBARE	Examination , history taking of neck Swelling
29	25/04/2025	DR.PRASANNA GAMBHIR JAWALE	Thyroid swelling
30	26/04/2025	DR.ARSHIL SHAIKH	(SKILL LAB )SU11.3(1) Demonstrate maintenance of an airway in a mannequin or equivalent
31	28/04/2025	DR.SNEHAL VISHNU FEGADE	Brest lump examination
32	29/04/2025	DR.SACHIN SHASHIKANT INGALE	Examination of soft tissue swellings
33	30/04/2025	DR.ANILKUMAR BHASKAR PATIL	Examination of ulcer
<b>01 MAY MAHARASHTRA DAY*</b>			
34	02/05/2025	DR.SHIVAJI PANDURANG SADULWAD	Abdominal Lump Renal Lump
35	03/05/2025	DR.RUSHIKESH KULKARNI	(SKILL LAB) SU14.4(1) Demonstrate the techniques of asepsis and suturing in simulated environment
36	05/05/2025	DR .MILIND PRABHAKARRAO JOSHI	Examination of swelling
37	06/05/2025	DR.MILIND RAMDAS PATIL	Tongue ulcer
38	07/05/2025	DR.VIRENDRA NANAJI ZAMBARE	Thyroid swelling examination
39	08/05/2025	DR.NANDINI ANIL PATIL	Peripheral arterial disorder
40	09/05/2025	DR.PRASANNA GAMBHIR JAWALE	Diabetic foot
41	10/05/2025	DR.SHWETA GADHAVE	(SKILL LAB) SU17.2(D) Demonstrate the steps in Basic Life support, Transport of injured patient in a simulated environment
42	11/05/2025	<b>Sunday</b>	

END POSTING \*

**Prof. & Head  
Department of  
General Surgery**

*B. Akhwal*



GODAVARI FOUNDATION'S  
**DR. ULHAS PATIL MEDICAL COLLEGE & HOSPITAL**  
Recognized by National Medical Commission, Approved by Central Board of Examinations, New Delhi.  
Letter no. MCI-34(41)/2012-med/198127, dated 09/02/2013  
Affiliated to Maharashtra University of Health Sciences, Nashik. [College Code-1306]  
Jaigson Bhurawal Road, Jaigson Kh, Tal. & Dist. Jaigson 425308 Tal. No. (0257)256667, 236678  
Email ID : dupmc@yahoo.in, dupmc@gmail.com Website : www.dupmc.ac.in

NAAC ACCREDITED

3<sup>rd</sup> Year VII<sup>th</sup> Semester Phase IV (Batch C1) MBBS (UG) Clinical Posting 2025

CBME BATCH -2021

DEPARTMENT- GENERAL SURGERY

POSTING -12/05/2025 to 13/07/2025

No	DATE	TEACHER NAME	TOPIC
12 MAY 2025 BUDDHA PURNIMA*			
1	13/05/2025	DR. MILIND PRABHAKARRAO JOSHI	General examination
2	14/05/2025	DR. SHIVAJI PANDURANG SADULWAD	Examination, history taking of P.V.D & Gangrene
3	15/05/2025	DR. MILIND RAMDAS PATIL	Examination, history taking of Varicose veins & Ulcer
4	16/05/2025	DR. CHAITANYA PATIL	Examination, history taking of benign Breast Disease
5	17/05/2025	DR. ASHISH BAWANKAR	(SKILL LAB) SU10.4(I) Perform basic surgical skill such as First Aid including suturing and minor surgical procedures in simulated environment
5	19/05/2025	DR. ATUL GAJENDRA BHARAMBE	Examination of swelling
6	20/05/2025	DR. SHIVAJI PANDURANG SADULWAD	Examination of ulcer
7	21/05/2025	DR. SNEHAL VISHNU FEGADE	Thyroid swelling examination
8	22/05/2025	DR. VIRENDRA NANAJI ZAMBARE	Peripheral arterial disorder
9	23/05/2025	DR. ANILKUMAR BHASKAR PATIL	Diabetic foot
10	24/05/2025	DR. KIRAN JOGAWADE	(SKILL LAB) -SU 10.4 II Bandaging (Head bandaging, Ear bandaging, Eye Bandaging, fig of 8 Bandaging around joints of upper limb, scrotal support Crepe bandage application over upper limb and lower limb)
25 MAY 2025 TO 31 MAY 2025 SUMMER VACATION*			
11	02/06/2025	DR. YOGESH PRALHAD CHAUDHARI	Examination history taking of scrotal swelling (testicular)
12	03/06/2025	DR. VIRENDRA NANAJI ZAMBARE	Examination of Inguinal Hernia
13	04/06/2025	DR. SNEHAL VISHNU FEGADE	Examination history taking of malignant breast lump
14	05/06/2025	DR. SHIVAJI PANDURANG SADULWAD	Abdominal examination
15	06/06/2025	DR. SACHIN SHASHIKANT INGALE	Breast lump examination
07 JUN 2025 BAKARI EID*			
16	09/06/2025	DR. PRASANNA GAMBHIR JAWALE	Thyroid swelling examination
17	10/06/2025	DR. NANDINI ANIL PATIL	Peripheral arterial disorder
18	11/06/2025	DR. MILIND RAMDAS PATIL	Cervical lymphadenopathy
19	12/06/2025	DR. MILIND JOSHI	Tongue Ulcer
20	13/06/2025	DR. ANIL BHASKAR PATIL	Examination of Varicose veins
21	14/06/2025	DR. SHIVAJI PANDURANG SADULWAD	(SKILL LAB) - SU 10.4 II Bandaging (Head bandaging, Ear bandaging, Eye Bandaging, fig of 8 Bandaging around joints of upper limb, scrotal support Crepe bandage application over upper limb and lower limb)
22	16/06/2025	DR. CHAITANYA GOPAL PATIL	Examination of soft tissue swellings
23	17/06/2025	DR. MILINDKUMAR KADU WANKHEDE	Examination of Neck swellings
24	18/06/2025	DR. GAURAV ARVIND KOLTE	Abdominal lump -epigastric lump
25	19/06/2025	DR. ATUL GAJENDRA BHARAMBE	Examination, history taking of P.V.D & Gangrene
26	20/06/2025	DR. VAIBHAV FARKE	Examination, history taking of Varicose veins & Ulcer
27	21/06/2025	DR. RUSHIKESH KULKARNI	(SKILL LAB) SU10.4 (III) Incision and Drainage
28	23/06/2025	DR. ALKA RAJENDRA PATIL	Examination, history taking of benign Breast Disease
29	24/06/2025	DR. MILIND PRABHAKARRAO JOSHI	Examination of swelling
30	25/06/2025	DR. SHIVAJI PANDURANG SADULWAD	Examination of ulcer
31	26/06/2025	DR. MILIND RAMDAS PATIL	Thyroid swelling examination
32	27/06/2025	DR. CHAITANYA PATIL	Peripheral arterial disorder
33	28/06/2025	DR. KIRAN JOGAWADE	(SKILL LAB) SU10.4 (IV) Wound Care (Clean surgical wound care, Wounds after trauma, Diabetic wound care)
34	30/06/2025	DR. SAURABH SHESHRAO PATIL	Cervical lymphadenopathy

*B. Anand*

**Prof. & Head  
Department of  
General Surgery**



# GODAVARI FOUNDATION'S DR. ULHAS PATIL MEDICAL COLLEGE & HOSPITAL

Recognized by National Medical Commission, Approved by Central Govt. of India, New Delhi,  
Letter no. MCI-34(4)/2012-med./158127, dated 05/02/2013  
Affiliated to Maharashtra University of Health Sciences, Nashik (College Code-1306)  
Jalgaon-Bhusawal Road, Jalgaon Kh. Tal. & Dist. Jalgaon 425309 Tel. No.(0257)2366657, 2366678  
Email ID : dupmcl@yahoo.co.in, dupmcl@gmail.com Website : www.dupmcl.ac.in

**NAAC ACCREDITED**

DEPARTMENT OF GENERAL SURGERY

PHASE III<sup>rd</sup> MBBS PART -II (CBME BATCH-2021)

THEORY LECTURE,SGD TIME TABLE (Academic Year -2025)

MONTH OF FEB 2025

DATE	TIME	TEACHER NAME	COMPETENCIES	SUBTOPIC	AIT
17/02/2025.	2pm to 5pm	Dr.Shridhar Bondge	SU 2.3	SGD: 1 SHOCK Communicate and counsel patients and families about the treatment and prognosis of shock demonstrating empathy and care.	AETCOM
18/02/2025.	12pm to 1 pm	Dr.Milind Joshi	SU 28.5	Lecture: 24 Describe the applied Anatomy and physiology of esophagus	Radiodiagnosis
<b>19 FEB 2025 CHHATRAPATI SHIVAJI MAHARAJ JAYANTTI*</b>					
21/02/2025.	8 am to 9 am	Dr.Arney Lokhande	SU 3.3	(Blood and blood components) SGD: 2 Councell patients and family/friend for blood transfusion and blood donation	Pathology
22/02/2025.	12pm to 1 pm	Dr.Shivaji Sadulwad	SU 17.8, 17.9	Lecture: 6 Describe pathophysiology of chest injuries. Describe the clinical features and principles of management of chest injuries	
24/02/2025.	2pm to 5pm	Dr.Smruti Bhojane	SU 4.4	(Burns) SGD: 3 Communicate and counsel patients and families on the outcome and rehabilitating demonstrating empathy and care.	
25/02/2025.	12pm to 1 pm	Dr.Yogesh Pralhad Chaudhari	SU 28.6	Lecture: 25 Describe the clinical features, investigations and principles of management of benign and malignant disorders of esophagus	
<b>16 FEB 2025 MAHA SHIVRATRI*</b>					
28/02/2025.	8 am to 9 am	Dr.Sejoi Kashyap	SU 6.1, 6.2	(Surgical infections) SGD: 4 Communicate and counsel patients and	Orthopaedics

Prof. & Head  
Department of  
General Surgery

*Seetha*



**GODAVARI FOUNDATIONS**  
**DR. ULHAS PATIL MEDICAL COLLEGE & HOSPITAL**  
 Recognized by National Medical Commission, Approved by Central Govt. of India, New Delhi.  
 Affiliated to Maharashtra University of Health Sciences, Jalgaon  
 Letter no. MCI-34(41)/2013M, Approved dated 05/02/2013  
 Jalgaon-Shrusavai Road, Jalgaon K.H., Tal. & Dist. Jalgaon 385009 Tel. No. (0287)2386657, 2386678  
 Email ID : dupm@yahooinf. dupm@gmail.com Website : www.dupm.org.nc.in  
**NMC APPROVED**  
**DEPARTMENT OF GENERAL SURGERY**

**THEORY LECTURES TIME TABLE 2025 YEAR III<sup>rd</sup> MBBS PART -II**  
**CBME BATCH-2021**

DATE	TIME	TEACHER NAME	TEACHING AID	TEACHING LEARNING METHOD	COMPETENCIES	TOPIC	AIT
01/03/2025.	12 PM TO 1 PM	DR SHIVAJI PANDURANG SADULWAD	PROJECTOR	LECTURE	SU 4.1	Lecture: 7 Describe pathophysiology of burns. Describe clinical features, diagnose type and extent of burns.	Physiology
03/03/2025.	2 PM TO 5 PM	DR.MAITREYEE BAGWAN BIRADAR	PROJECTOR	SGD	SU 8.3	SGD: 5 Discuss Medico-legal issues in surgical practice	Forensic Medicine, AETCOM
04/03/2025.	12 PM TO 1 PM	DR.MLIND JOSHI	PROJECTOR	LECTURE	SU 28.7	Lecture: 26 Describe the applied anatomy and physiology of stomach	
05/03/2025.	12 PM TO 1 PM	DR.ANIL BHASKAR PATIL	PROJECTOR	LECTURE	SU 29.1	(Urinary System )Lecture: 47 Describe the causes, investigations and principles of management of Hematuria	
07/03/2025.	8 AM TO 9 AM	DR.SHRIDHAR BONDGE	PROJECTOR	SGD	SU 9.2	(Investigation of surgical patient) SGD: 6 Biological basis for early detection of cancer and multidisciplinary approach in management of cancer	
					SU 9.3	SGD: 7 Communicate the results of surgical investigations and counsel the patient appropriately	

**Prof. & Head**  
**Department of**  
**General Surgery**

*Patil*

08/03//2025;	12 PM TO 1 PM	DR.MILIND RAMDAS PATIL	PROJECTOR	LECTURE	SU9.2	Biological basis for early detection of cancer and multidisciplinary approach for management of cancer	Lecture: 4
10/03//2025;	2 PM TO 5 PM	DR.SMRUTI BHADANE	PROJECTOR	SGD	SU 10.2	Describe the steps and obtain informed consent in a simulated environment.	SGD: 8
11/03//2025;	12 PM TO 1 PM	DR.NANDINI ANIL PATIL	PROJECTOR	LECTURE	SU 28.8	Describe and discuss the aetiology, the clinical features, investigations and principles of management of congenital hypertrophic pyloric stenosis, Peptic ulcer disease, Carcinoma stomach	Lecture: 27
12/03//2025;	12 PM TO 1 PM	DR.SACHIN SHASHIKANT INGALE	PROJECTOR	LECTURE	SU 29.2	Describe the clinical features, investigations and principles of management of congenital anomalies of genitourinary system	(Urinary System) Lecture: 48;
<b>14 MARCH 2025 DHULIVANDAN*</b>							
15/03//2025;	12 PM TO 1 PM	DR.PRASANNA GAMBHIR JAWALE	PROJECTOR	LECTURE	SU 17.4, 17.5, 17.6	Describe pathophysiology, mechanism of head injuries. Describe clinical features for neurological assessment and GCS in head injuries. Choose appropriate investigations and	(Trauma) Lecture: 4
17/03//2025;	2 PM TO 5 PM	DR.AMEY LOKHANDE	PROJECTOR	SGD	SU 10.3	Observe common surgical procedures and assist in minor surgical procedures; observe emergency life saving surgical procedures.	SGD: 9
18/03//2025;	12 PM TO 1 PM	DR.SNEHAL VISHNU FEGADE	PROJECTOR	LECTURE	SU 28.10	Describe the applied anatomy of liver. Describe the clinical features, Investigations and principles of management of hydatid disease, injuries and tumors of the liver	Lecture: 28
19/03//2025;	12 PM TO 1 PM	DR.VIRENDRA NANAJI ZAMBARJI	PROJECTOR	LECTURE	SU 29.3	Describe the Clinical features, Investigations and principles of management of urinary tract infections	Urinary System Lecture: 49

**Prof. & Head**  
**Department of**  
**General Surgery**

*Prof. & Head*

Microbiology

Human Anatomy

Human Anatomy

AETCOM

21/03//2025:	8 AM TO 9 AM	DR.SEJOL KASHYAP	PROJECTOR	SGD	SU 10.4	Perform basic surgical skills such as first aid including suturing and minor surgical procedures in simulated environment.	
22/03//2025:	12 PM TO 1 PM	DR.YOGESH PRAJHAD CHAUDHARI	PROJECTOR	LECTURE	SU 17.7	Lecture: 5 Describe the clinical features of soft tissue injuries. Choose appropriate investigations and discuss the principles of management	
24/03//2025:	2 PM TO 5 PM	DR.SHRIDHAR BONDGE	PROJECTOR	SGD	SU 11.3	SGD: 11 Demonstrate maintenance of an airway in a mannequin or equivalent	Anesthesiology
25/03//2025:	12 PM TO 1 PM	DR.CHAITANYA GOPAL PATIL	PROJECTOR	LECTURE	SU 28.10	Lecture: 29 Describe the applied anatomy of liver. Describe the clinical features, Investigations and principles of management of liver abscess, hydatid disease, injuries and tumours of the liver	Human Anatomy
26/03//2025:	12 PM TO 1 PM	DR GAURAV ARVIND KOLTE	PROJECTOR	LECTURE	SU 29.4	Lecture: 50 Describe the clinical features, investigations and principles of management of hydronephrosis:	
28/03//2025:	8 AM TO 9 AM	DR.GURDEEP SINGH UBEJA	PROJECTOR	SGD	SU 11.1, 11.2	SGD: 12 Describe principles of preoperative assessment. Enumerate the principles of general, regional and local anaesthesia	Anesthesiology
29/03//2025:	12 PM TO 1 PM	DR.MILINDKUMAR KADU WANKHELE	PROJECTOR	LECTURE	SU 16.1	Lecture: 3 Minimal Invasive General Surgery: Describe indications, advantages and disadvantages of Minimally Invasive General Surgery.	

31 MARCH 2025 RAMZAN EID \*

Prof. & Head  
Department of  
General Surgery

*(Handwritten signature)*



08/04//2025.	12 PM TO 1 AM	DR.MILIND RAMDAS PATIL	PROJECTOR	LECTURE	SU 28.11	Lecture: 31 Describe the applied anatomy of spleen. Describe the clinical features, investigations and principles of management of splenic injuries. Describe the post-splenectomy sepsis – prophylaxis	Human Anatomy
09/04//2025.	12 PM TO 1 AM	DR.NANDINI ANIL PATIL	PROJECTOR	LECTURE	SU 29.5	Lecture: 52 Describe the clinical features, investigations and principles of management of renal calculi	
<b>10 APRIL 2025 MAHAVIR JAYANTI*</b>							
11/03//2025.	8 AM TO 9 AM	DR.SEJOL KASHYAP	PROJECTOR	SGD	SU 12.3	SGD: 15 Discuss the nutritional requirements of surgical patients, the methods of providing nutritional support and their complications.	Biochemistry
12/04//2025.	12 PM TO 1 PM	DR.PRASANNA GAMBHIR JAWALE	PROJECTOR	LECTURE	SU17.3	Lecture: 7 Describe pathophysiology of Abdominal injuries. Describe the clinical features and principles of management of Abdominal injuries.	
<b>14 APRIL 2025 DR.BABASAHEB AMBEDKAR JAYANTI*</b>							
15/04//2025.	12 PM TO 1 PM	DR.SACHIN SHASHIKANT INGALE	PROJECTOR	LECTURE	SU 28.12	Lecture: 32 Describe the applied anatomy of biliary system. Describe the clinical features, investigations and principles of management of diseases of biliary system	Human Anatomy
16/04//2025.	12 PM TO 1 PM	DR.SNEHAL VISHNU FEGADE	PROJECTOR	LECTURE	SU 29.6	Lecture: 53 Describe the clinical features, investigations and principles of management of renal tumours	
<b>17 APRIL 2025 TO 20 APRIL 2025 SAMANVAY EVENT*</b>							
21/04//2025.	2 PM TO 5 PM	DR.SMRUTI BHOJANE	PROJECTOR	SGD	SU 27.1	SGD: 16 Discuss the legal and ethical issues concerning organ donation	AETCOM
22/04//2025.	12 PM TO 1 PM	DR.VIRENDRA ZABARE	PROJECTOR	LECTURE	SU 13.3	Lecture: 14 Describe the etopathogenesis, clinical features, investigations and principles of treatment of occlusive arterial disease	

**Prof. & Head**  
**Department of**  
**General Surgery**

*Signature*

23/04//2025.	12 PM TO 1 AM	DR. YOGESH PRAHAD CHAUDHARI	PROJECTOR	LECTURE	SU 28.12	Lecture: 33 Describe the applied anatomy of biliary system. Describe the clinical features, investigations and principles of management of diseases of biliary system	Human Anatomy
25/04//2025.	8 AM TO 9 AM	DR. AMEY LOKHANDE	PROJECTOR	LECTURE	SU 15.1	SGD: 17 Describe classification of hospital waste and appropriate methods of disposal	Microbiology
26/04//2025.	12 PM TO 1 AM	DR. CHAITANYA GOPAL PATIL	PROJECTOR	LECTURE	SU 29.7	Lecture: 54 Describe the principles of management of acute and chronic retention of urine	
28/04//2025.	2 PM TO 5 PM	DR. SHRIDHAR BONDGE	PROJECTOR	SGD	SU 16.1	SGD: 18 Minimally invasive General surgery: Describe indications advantages and disadvantages of minimally invasive General surgery	
29/04//2025.	12 PM TO 1 AM	DR. MILLINDKUMA R KADU WANKHEDE	PROJECTOR	LECTURE	SU 28.12	Lecture: 34 Describe the applied anatomy of biliary system. Describe the clinical features, investigations and principles of management of diseases of biliary system	

30 APRIL 2025 AKSHAY TRUTIYA \*

**Prof. & Head**  
Department of  
General Surgery

*Handwritten signature*



**DR. ULHAS PATIL MEDICAL COLLEGE & HOSPITAL**  
 GODAVARI FOUNDATION'S  
 Recognized by National Medical Commission, Affiliated by Central Govt. of India, New Delhi.  
 Recoginized by National Letter No. MCI/3454/2013, dated 05/02/2013, Code-13061  
 Affiliated to Maharashtra University of Health Sciences, Nashik. IC-02/87/2366657, 2366678  
 Jaipur, Bhubaneswar, Raipur, Dehradun, Jammu, Jodhpur, Lucknow, Patna, Raipur, Varanasi, Vizag, Pondicherry  
 Jaisaon, Bhubaneswar, Raipur, Dehradun, Jammu, Jodhpur, Lucknow, Patna, Raipur, Varanasi, Vizag, Pondicherry  
 Email ID : drulhaspatil@gmail.com, www.drulhaspatil.com

**DEPARTMENT OF GENERAL SURGERY**

**THEORY LECTURE TIME TABLE (Academic Year -2025) Phase III<sup>rd</sup> MBBS PART -II**  
**CBME BATCH-2021**  
**MONTH OF MAY 2025**

**01 MAY 2025 MAHARASHTRA DAY \***

DATE	TIME	TEACHER NAME	TEACHING AID	TEACHING LEARNING METHOD	COMPETENCIES	TOPIC	AIT
02/05/2025.	8 AM TO 9 AM	DR.ASHISH BAWANKAR	PROJECTOR	SGD	SU 17.4	Describe pathophysiology, mechanism of head injuries. <b>SGD: 19</b>	
03/05/2025.	12 PM TO 1 PM	DR.SHIVAJI SADDULWAD	PROJECTOR	LECTURE	SU 29.8	Describe the clinical features, investigations and principles of management of bladder cancer <b>Lecture: 55</b>	
05/05/2025.	2 PM TO 5 PM	DR.KIRAN JOGAWADE	PROJECTOR	SGD	SU 17.5	Describe clinical features for neurological assessment and GCS in head injuries. <b>SGD: 20</b>	
06/06/2025.	12 PM TO 1 PM	DR. SACHIN SHASHIKANT INGALE	PROJECTOR	LECTURE	SU 27.5, 27.6	Describe the applied anatomy of the venous system of lower limb. <b>Lecture: 16</b>	Human Anatomy
07/05/2025.	12 PM TO 1 PM	DR. NANDINI ANIL PATIL	PROJECTOR	LECTURE	SU 28.13, 28.14	Explain anatomical basis of varicose veins and deep vein <b>Lecture: 35</b> Describe the applied anatomy of small and large intestine Describe the development and congenital anomalies of foregut, midgut & hindgut <b>SGD: 21</b>	Human Anatomy
09/05/2025.	8 AM TO 9 AM	DR.ARSHIL SHAIKH	PROJECTOR	SGD	SU 17.6,	Choose appropriate investigations and discuss the principles of management of head injuries. <b>Lecture: 56</b>	Physical Medicine & Rehabilitation
10/05/2025.	12 PM TO 1 PM	DR.MILIND RAMDAS PATIL	PROJECTOR	LECTURE	SU 29.9	Describe the clinical features, investigations and principles of management of disorders of prostate Mention the lobes involved in benign prostatic hypertrophy & prostatic cancer <b>Lecture: 56</b>	Human Anatomy

**Prof. & Head**  
**Department of**  
**General Surgery**

*Prof. & Head*

13/05/2025.	12 PM TO 1 PM	DR.NANDINI ANIL PATIL	PROJECTOR	LECTURE	SU 27.7	<p><b>Lecture: 17</b></p> <p>Describe pathophysiology, clinical features, Investigations and principles of management of lymph edema, lymphangitis and lymphomas. Explain the concept of lymphoedema and spread of tumors via lymphatics and venous system</p>	Human Anatomy
14/05//2025.	12 PM TO 1 PM	DR.PRASANNA GAMBHIR JAWALE	PROJECTOR	LECTURE	SU 28.13, 28.14	<p><b>Lecture: 36</b></p> <p>Describe the clinical features, investigations and principles of management of disorders of small and large intestine including neonatal obstruction and Short gut syndrome</p>	Human Anatomy
16/05//2025.	8 AM TO 9 AM	DR.RUSHIKESH KULKARNI	PROJECTOR	SGD	SU 17.7	<p><b>SGD: 22</b></p> <p>Describe the clinical features of soft tissue injuries. Choose appropriate investigations and discuss the principles of management</p>	Orthopaedics
17/05//2025.	12 PM TO 1 PM	DR.CHAITANYA PATIL	PROJECTOR	LECTURE	SU 29.10	<p><b>Lecture: 57</b></p> <p>Describe clinical features, investigations and management of urethral strictures and urethral injuries</p>	
19/05//2025.	2 PM TO 5 PM	DR.SHWETA GADAVE	PROJECTOR	SGD	SU 17.8	<p><b>SGD: 23</b></p> <p>Describe pathophysiology of chest injuries.</p>	
20/05//2025.	12 PM TO 1 PM	DR.MILIND JOSHI	PROJECTOR	LECTURE	SU 28.1	<p><b>Lecture: 18</b></p> <p>Describe pathophysiology, clinical features, Investigations and principles of management of Hernias</p> <p>Describe &amp; demonstrate extent, boundaries, contents of Inguinal canal including Hesselbeach's triangle.</p> <p>Explain the anatomical basis of inguinal hernia.</p>	
21/05//2025.	12 PM TO 1 PM	DR.SNEHAL VISHNU FEGADE	PROJECTOR	LECTURE	SU 28.13, 28.14	<p><b>Lecture: 37</b></p> <p>Describe the clinical features, investigations and principles of management of disorders of small and large intestine including neonatal obstruction and Short gut syndrome</p>	Human Anatomy
23/05//2025.	8 AM TO 9 AM	DR.ASHISH BAWANKAR	PROJECTOR	SGD	SU 17.9	<p><b>SGD: 24</b> Describe the clinical features and principles of management of chest injuries</p>	
24/05//2025.	12 PM TO 1 PM	DR. ANILKUMAR BHASKAR PATIL	PROJECTOR	LECTURE	SU 30.1	<p><b>Lecture: 58</b></p> <p>Describe the clinical features, investigations and principles of management of phimosis, paraphimosis.</p> <p>Explain the anatomical basis of Phimosis &amp; Circumcision</p>	Human Anatomy

SUMMER VACATION 25 MAY 2025 TO 31 MAY 2025\*

**Prof. & Head**  
**Department of**  
**General Surgery**

*Dr. Anil Kumar*



DATE	TIME	TEACHER NAME	TEACHING AID	TEACHING LEARNING METHOD	COMPETENCIES	TOPIC	AIT
02/06/2025.	2 PM TO 5 PM	DR RUSHIKESH KULKARNI	PROJECTOR	SGD	SU 17.10	<p><b>SGD: 25</b>            Demonstrate Airway maintenance.            Recognise and manage tension pneumothorax, hemothorax and flail chest in simulated environment.</p> <p><b>Lecture: 38</b>            Describe the clinical features, investigations and principles of management of disorders of small and large intestine including neonatal obstruction and Short gut syndrome</p> <p><b>Skin and subcutaneous tissue</b>            SGD: 26 Describe and demonstrate the clinical examination of surgical patient including swelling and order relevant investigation for diagnosis. Describe and discuss appropriate treatment plan Enumerate the indications of debridement, and Split thickness skin grafting.</p>	Anesthesiology
03/06/2025.	12 PM TO 1 PM	DR.MILIND JOSHI	PROJECTOR	LECTURE	SU 28.13, 28.14		
06/06/2025.	8 AM TO 9 AM	DR.ARSHIL SHAIKH	PROJECTOR	SGD	SU 18.3.		Physical Medicine & Rehabilitation
<b>07 JUNE 2025 BAKARI EID *</b>							
09/06/2025.	2 PM TO 5 PM	DR.SHWETA GADHAVE	PROJECTOR	SGD	SU 20.1	Oropharyngeal cancer SGD: 27 Describe etiopathogenesis of oral cancer. Symptoms and signs of oropharyngeal cancer.	ENT
10/06/2025.	12 PM TO 1 PM	DR.SHIVAJI SADULWAD	PROJECTOR	LECTURE	SU 28.13, 28.14	Lecture: 39 Describe the clinical features, investigations and principles of management of disorders of small and large intestine including neonatal obstruction and Short gut syndrome	Human Anatomy
13/05/2025.	8 AM TO 9 AM	DR.ASHISH BAWANKAR	PROJECTOR	SGD	SU 20.2	SGD: 28 Enumerate the appropriate investigations for oropharyngeal cancer	

**Prof. & Head**  
 Department of  
 General Surgery

*(Signature)*

14/06//2025.	12 PM TO 1 PM	DR. ANIL BHASKAR PATIL	PROJECTOR	LECTURE	SU 28.1	Lecture: 20 Describe pathophysiology, clinical features, Investigations and principles of management of Hernias AN44.6 Describe & demonstrate attachments of muscles of anterior abdominal wall	Human Anatomy
16/06//2025.	2 PM TO 5 PM	DR. KIRAN JOGAWADE	PROJECTOR	SGD	SU 20.2	SGD: 29 Enumerate the appropriate investigations for oropharyngeal cancer  Lecture: 40 Describe the clinical features, investigations and principles of management of disorders of small and large intestine including neonatal obstruction and Short gut syndrome	Human Anatomy
17/06//2025.	12 PM TO 1 PM	DR. MILIND RAMDAS PATIL	PROJECTOR	LECTURE	SU 28.13, 28.14		
20/06//2025.	8 AM TO 9 AM	DR. RUSHI KESH KULKARNI	PROJECTOR	SGD	SU 20.3	SGD: 30 Enumerate the principles of treatment for oropharyngeal cancer.	
21/06//2025.	12 PM TO 1 PM	DR. PRASANNA GAMBHIR JAWALE	PROJECTOR	LECTURE	SU 28.1	Lecture: 21 AN44.7 Describe pathophysiology, clinical features, Investigations and principles of management of Hernias Enumerate common Abdominal incisions	
23/06//2025.	2 PM TO 5 PM	DR. ARSHI SHAIKH	PROJECTOR	SGD	SU 20.3	SGD: 31 Enumerate the principles of treatment for oropharyngeal cancer.	
24/06//2025.	12 PM TO 1 PM	DR. NANDINI ANIL PATIL	PROJECTOR	LECTURE	SU 28.13, 28.14	Lecture: 41 Describe the clinical features, investigations and principles of management of disorders of small and large intestine including neonatal obstruction and Short gut syndrome	Human Anatomy
27/06//2025.	8 AM TO 9 AM	DR. SHWETA GADAVE	PROJECTOR	SGD	SU 23.1, 23.2	Adrenal Glands SGD: 32 Describe the applied anatomy of adrenal glands. Describe the etiology, clinical features and principles of management of disorders of adrenal glands	Human Anatomy, General Medicine
28/06//2025.	12 PM TO 1 PM	DR. SACHIN SHASHIKANT INGLE	PROJECTOR	LECTURE	SU 28.3	Lecture: 22 AN47.2 AN47.3 AN47.4 Describe causes, clinical features, complications and principles of management of peritonitis and ommental pathologies Name & identify various peritoneal folds & pouches with its explanation. Explain anatomical basis of Ascites & Peritonitis Explain anatomical basis of Subphrenic abscess	Human Anatomy
30/06//2025.	2 PM TO 5 PM	DR. ASHISH BAWANKAR	PROJECTOR	SGD	SU 23.3	SGD: 33 Describe the clinical features, principles of investigation and management of adrenal tumors.	

**Prof. & Head**  
**Department of**  
**General Surgery**

*(Handwritten Signature)*



**NAAC ACCREDITED**

Date-01/08/2024

**DEPARTMENT OF GENERAL SURGERY  
POST GRADUATE (MS)**

**teaching Time table**

**Venue:** Surgery Demo Room

**Time :** 2pm to 3 pm

Activity	Days
Case Presentation	Monday (1 <sup>st</sup> and 3 <sup>rd</sup> )
PG Lecture	Tuesday (1 <sup>st</sup> and 3 <sup>rd</sup> )
Seminar	Wednesday (2 <sup>nd</sup> and 3 <sup>rd</sup> )
Group Discussion	Thursday(1 <sup>st</sup> and 3 <sup>rd</sup> )
Journal Club	Friday (1 <sup>st</sup> and 3 <sup>rd</sup> )

*Neelkumar*

**PROF. & HEAD**

**DEPARTMENT OF GENERAL SURGERY**

**Prof. & Head  
Department of  
General Surgery**



GODAVARI FOUNDATION'S  
**DR. ULHAS PATIL MEDICAL COLLEGE & HOSPITAL**

Recognized by National Medical Commission, Approved by Central Govt. of India, New Delhi,  
Letter no. MCI-34(41)/2012-med./158127, dated 05/02/2013  
Affiliated to Maharashtra University of Health Sciences, Nashik [College Code-1306]

Jalgaon-Bhusawal Road, Jalgaon Kh, Tal. & Dist. Jalgaon 425309 Tel. No.(0257)2366657, 2366678  
Email ID : dupmcj@yahoo.in, dupmcj@gmail.com Website : www.dupmc.ac.in

**NAAC ACCREDITED**

**DEPARTMENT OF GENERAL SURGERY**

**PG activity : Case Presentation ( 1st and 3rd Monday )**

Date	Topics	Name of Speaker
5-8-24	Abdominal compartment syndrome	Dr Prajyot Kadam
19-8-24	Gall bladder anatomy and disease	Dr Apurva Gawai
2-9-24	Stages of shock	Dr Smruti Bhojane
16-9-24	Upper limb ischaemia	Dr Sejol Kashyap
7-10-24	Skin adnexal tumour	Dr Amey Lokhande
21-10-24	Prostatomegaly	Dr Prajyot Kadam
4-11-24	Ca Breast	Dr Apurva Gawai
18-11-24	TAO	Dr Arshil Shaikh
2-12-24	Parotid tumour	Dr Sahar Hamdule
16-12-24	Toxic nodular goiter	Dr Hrushikesh Kulkarni
31-12-24	Lump in abdomen	Dr Shweta Gadhawe
15-1-25	Varicose veins	Dr Kiran Jogawade
30-1-25	Peripheral vascular disease	Dr Shubham Fawde
10-2-25	Pseudocyst of pancreases	Dr Prajyot Kadam
17-2-25	B/l inguinal hernia	Dr Apurva Gawai
3-3-25	Lt lower limb varicose veins	Dr Shubham Fawde
17-3-25	Pseudocyst of pancreases	Dr Shubham Kalra
7-4-25	Multinodular goiter	Dr Aashish Bawankar
21-4-25	Ovarian serous cystadenoma	Dr Hrushikesh Kulkarni
5-5-25	Gastric outlet obstruction	Dr Arshil Shaikh
19-5-25	Varicose vein	Dr Kiran Jogawade
26-5-25	Colonic volvulus	Dr Shweta Gadhawe
2-6-25	Obstructive jaundice	Dr Shubham Kalra
16-6-25	Carcinoma of colon	Dr Sahar Hamdule
7-7-25	Carcinoma stomach	Dr Aashish Bawankar
21-7-25	Chronic pancreatitis	Dr Arshil Shaikh

*Handwritten signature*  
**Prof. & Head  
Department of  
General Surgery**



GODAVARI FOUNDATION'S  
**DR. ULHAS PATIL MEDICAL COLLEGE & HOSPITAL**  
Recognized by National Medical Commission, Approved by Central Govt. of India, New Delhi.  
Letter no. MOI-34(41)/2012-med./158127, dated 05/02/2013  
Affiliated to Maharashtra University of Health Sciences, Nashik. [College Code-1305]  
Jaigaon-Bhusawal Road, Jaigaon Kh, Tal. & Dist. Jaigaon 425309 Tel. No. (0257)236657, 236678  
Email ID : dupmcj@yahoo.in, dupmcj@gmail.com Website : www.dupmc.ac.in

**NAAC ACCREDITED**

**DEPARTMENT OF GENERAL SURGERY**

**PG activity : PG Lecture ( 1st and 3rd Tuesday )**

Date	Topic name	Name of the Speaker
1-8-24	Varicose vein	Dr Shivaji Sadulwad
6-8-24	Fistula in ano	Dr Chaitanya Patil
20-8-24	Lump in abdomen	Dr Shivaji Sadulwad
10-9-24	Long thoracic nerve injury	Dr Paritosh Thakur
24-9-24	Venous ulcer	Dr Chaitanya Patil
8-10-24	Skin graft and flap	Dr Paritosh Thakur
22-10-24	Wound healing and wound management	Dr Shivaji Sadulwad
12-11-24	Polytrauma management in neurosurgery	Dr Vipul Rathod
26-11-24	Hernias : types and surgical approaches	Dr Milind Joshi
10-12-24	Gallstones and complications	Dr Chaitanya Patil
24-12-24	Breast cancer :surgical management	Dr Paritosh Thakur
7-1-25	Benign disorder of breast	Dr Paritosh Thakur
21-1-25	Oral cavity and salivary gland	Dr Shivaji Sadulwad
4-2-25	Extradural hematoma	Dr Vipul Rathod
18-2-24	Surgical approach in thyroidectomy	Dr Shivaji Sadulwad
4-3-25	Introduction to renal cell carcinoma	Dr Milind Joshi
18-3-25	Hydrocephalus and csf shunting	Dr Vipul Rathod
3-4-25	Peripheral vascular disease	Dr Chaitanya Patil
17-4-25	Breast cancer :surgical options	Dr Shivaji Sadulwad
6-5-25	Prostatomegaly and IPSS scoring	Dr Milind Joshi
20-5-25	Traumatic brain injuries and skull fractures	Dr Vipul Rathod
3-6-25	Laparoscopic cholecystectomy	Dr Chaitanya Patil
17-6-25	Surgical approach to modified radical mastectomy	Dr Shivaji Sadulwad
01-07-25	Surgical infections and antibiotics policy	Dr Milind Joshi
15-07-25	Thyroid Carcinoma	Dr Atul Jadhav

*Dr. Paritosh Thakur*

**Prof. & Head  
Department of  
General Surgery**



**DEPARTMENT OF GENERAL SURGERY**

**PG activity: Seminar ( 1st and 3rd Wednesday )**

Date	Topic	Name of the Speaker
7-8-24	Complications of Amputation	Dr Smruti Bhojane
21-8-24	Acute intestinal obstruction	Dr Shubham Fawde
4-9-24	Inflammatory bowel disease	Dr Shubham Kalra
16-10-2024	Pathophysiology of burn	Dr Prajyot Kadam
2-10-24	Trauma control surgery	Dr Apurva Gawai
16-10-24	Type of flap used in breast reconstruction surgery	Dr Kiran Jogawade
6-11-24	Surgical site infection: prevention and management	Dr Arshil Shaikh
20-11-24	Damage control surgery: management of polytrauma pt	Dr Kiran Jogawade
4-12-24	Management of congenital diaphragmatic hernia: current trends	Dr Aashish Bawankar
18-12-24	Sentinal lymph node biopsy: indications and innovations	Dr Shweta Gadhave
2-1-25	Intercostal drainage systems	Dr Prajyot Kadam
15-1-25	Enteral feeding and nutrition	Dr Apurva Gawai
22-1-25	Parental nutrition	Dr Hrushikesh Kulkarni
29-1-25	Inflammatory bowel disease	Dr Shubham Fawde
5-2-25	Colorectal cancer	Dr Shweta Gadhave
12-2-25	Thyroid surgery: indications and complications	Dr Prajyot Kadam
19-2-25	Trauma surgery: ATLS approach	Dr Kiran Jogawade
26-2-25	Colorectal cancer : surgical treatment	Dr Arshil Shaikh
5-3-25	Appendicitis: classic and atypical presentation	Dr Aashish Bawankar
12-3-25	Postoperative complications and their management	Dr Apurva Gawai

19-3-25	Principal of surgical Asepsis and sterilisation	Dr Hrushikesh Kulkarni
26-3-25	Gallstones disease and cholecystectomy	Dr Shubham Kalra
9-4-25	Surgical management of hernia	Dr Shweta Gadhave
16-4-25	Acute abdomen: diagnosis and management	Dr Shubham Fawde
23-4-25	Disease of Adrenal gland	Dr Prajyot Kadam
30-4-25	Disease of parathyroid gland	Dr Kiran Jogawade
7-5-25	Disease of pancreas- Acute pancreatitis	Dr Arshil Shaikh
14-5-25	Splenic trauma	Dr Aashish Bawankar
21-5-25	Principal of instrument sterilisation	Dr Hrushikesh Kulkarni
28-5-25	Preoperative and postoperative cases	Dr Shubham Kalra
1-6-25	Management of thyroid surgery	Dr Shubham Fawde
18-6-25	Management of appendectomy	Dr Prajyot Kadam
9-7-25	Management of inguinal hernia	Dr Sahar Hamdole
16-7-25	Management of Fournier gangrene	Dr Shweta Gadhave

*Prof. & Head*

**Prof. & Head  
Department of  
General Surgery**



GODAVARI FOUNDATION'S  
**DR. ULHAS PATIL MEDICAL COLLEGE & HOSPITAL**  
Recognized by National Medical Commission, Approved by Central Govt. of India, New Delhi,  
Letter no. MCI-34(41)/2012-med./158127, dated 05/02/2013  
Affiliated to Maharashtra University of Health Sciences, Nashik [College Code-1306]  
Jaigaon-Bhusawal Road, Jaigaon Kh, Tal. & Dist. Jaigaon 425309 Tel. No. (0257)2366657, 2366678  
Email ID : dupmcj@yahoo.in, dupmcj@gmail.com Website : www.dupmc.ac.in

NAAC ACCREDITED

## DEPARTMENT OF GENERAL SURGERY

PG activity: Group discussions ( 1st and 3rd Thursday )

Date	Topic	Name of the Speaker
8-8-24	Dysphagia	Dr Sejol Kashyap
22-8-24	Capsule endoscopy	Dr Amey Lokhande
12-9-24	Intestinal obstruction	Dr Maitreyee Birardar
26-9-24	Ulcerative colitis	Dr Shridhar Bondge
10-10-24	Acute appendicitis	Dr Smruti Bhojane
24-10-24	Peptic ulcer disease	Dr Arshil Shaikh
14-11-24	Management of burns	Dr Aashish Bawankar
28-11-24	Thyroid: goiter hypothyroid. Malignancy	Dr Hrushikesh Kulkarni
12-12-24	Varicose vein	Dr Kiran Jogawade
26-12-24	Surgical site infection	Dr Shweta Gadhave
2-1-25	Lump in abdomen	Dr Amey Lokhande
16-1-25	Thromboangitis Obliterans	Dr Shubham Fawde
6-2-25	Management of peptic ulcer disease	Dr Shubham Kalra
20-2-25	Gastro intestinal stromal tumour	Dr Hrushikesh Kulkarni
6-3-25	Preparation of large bowel for surgery	Dr Arshil Shaikh
20-3-25	Hirschprung's disease	Dr Aashish Bawankar
3-4-25	Fournier gangrene	Dr Kiran Jogawade
17-4-25	Thoracic outlet syndrome	Dr Shweta Gadhave
8-5-25	Incidental appendectomy	Dr Prajyot Kadam
22-5-25	Bronchial cyst	Dr Shubham Kalra
5-6-25	Cervical rib trauma	Dr Sahar Hamdule
19-6-25	Bleeding per rectum	Dr Prajyot Kadam
3-7-25	Recent advances in carcinomas breast	Dr Shubham Fawde
17-7-25	Latest gaidelines on surgical site infection	Dr Aashish Bawankar

*Bellwode*  
Prof. & Head  
Department of  
General Surgery



GODAVARI FOUNDATION'S  
**DR. ULHAS PATIL MEDICAL COLLEGE & HOSPITAL**

Recognized by National Medical Commission, Approved by Central Govt. of India, New Delhi,

Letter no. MCI-34(41)/2012-med./158127, dated 05/02/2013

Affiliated to Maharashtra University of Health Sciences, Nashik [College Code-1306]

Jaigaon-Shusawal Road, Jaigaon Kh, Tal. & Dist. Jalgaon 425309 Tel. No. (0257)236657, 2366678  
Email ID : dupmcj@yahoo.in, dupmcj@gmail.com Website : www.dupmc.ac.in

**NAAC ACCREDITED**

**DEPARTMENT OF GENERAL SURGERY**

**P G Activity : Journal Club (1st and 3rd Friday )**

Date	Topic	Name of Speaker
2-8-24	Litter hernia : an unusual presentation	Dr Shridhar Bondge
16-8-24	Surgeon anaesthesiologist workplace relationship in India	Dr Smruti Bhojane
6-9-24	Pancreatic divisum with acute recurrent pancreatitis	Dr Sejol Kashyap
20-9-24	Brainstem hemorrhage after burr hole drainage of chronic subdural hematoma	Dr Amey Lokhande
4-10-24	Gastric outlet obstruction by pyloric channel ulcer	Dr Shweta Gadhave
18-10-24	Non operative management of blunt abdominal trauma	Dr Prajyot Kadam
1-11-24	Mesh use in hernia - repair long term outcome and complications	Dr Hrushikesh Kulkarni
15-11-24	Single incision V/S multi port laparoscopic surgery : advantages and limitation	Dr Apurva Gawai
6-12-24	Damage control surgery en polytrauma pt : indications and outcomes	Dr Arshil Shaikh
20-12-24	Elective V/S emergency surgery in diverticulitis	Dr Kiran Jogawade
30-12-24	Recent advance in heart Transplant	Dr Shubham Fawde
12-1-25	Retroperitoneal Necrotizing fasciitis	Dr Shubham Kalra
31-1-25	B/L Juvenile papillomatosis of breast	Dr Shubham Fawde
7-2-25	Management of B/L inguinal hernia	Dr Prajyot Kadam
21-2-25	Clinical presentation of varicose veins	Dr Aashish Bawankar
7-3-25	Management of Abdominal trauma	Dr Arshil Shaikh
21-3-25	Presentation of deep veins thrombosis	Dr Kiran Jogawade
1-4-25	Management of testicular torsion	Dr Shubham Fawde
25-4-25	Introducing to carcinoma of urinary bladder	Dr Hrushikesh Kulkarni
2-5-25	Management of perforated peptic ulcer	Dr Shubham Kalra

16-5-25	Current concept in management of necrotising fasciitis	Dr Shweta Gadhawe
6-6-25	Laparoscopic V/S open Appendectomy	Dr Sahar Hamdole
20-6-25	Negative pressure wounds therapy- evidence based medicine	Dr Hrushikesh Kulkarni
4-7-25	Recent awareness in management of carcinoma breast	Dr Aashish Bawankar
18-7-25	Open V/S laparoscopic hernia repair	Dr Kiran Jogawade

*Bethwal*

**Prof. & Head  
Department of  
General Surgery**



GODAVARI FOUNDATION'S

# DR. ULHAS PATIL MEDICAL COLLEGE & HOSPITAL

Recognized by National Medical Commission, Approved by Central Govt. of India, New Delhi,

Letter no. MCI-34(41)/2012-med./158127, dated 05/02/2013

Affiliated to Maharashtra University of Health Sciences, Nashik [College Code-1306]

Jalgaon-Bhusawal Road, Jalgaon Kh, Tal. & Dist. Jalgaon 425309 Tel. No.(0257)2366657, 2366678

Email ID : dupmcj@yahoo.in, dupmcj@gmail.com Website : www.dupmc.ac.in













**NAAC ACCREDITED**

**Department of OBGY**

## PG Teaching Schedule 1st year 2025

Date	Day	Time	Topic	Teaching Method (Lecture)	Speakers Name	Remark
3/10/2025	Monday	8 To 9	Normal and abnormal development, structure and function (female and male) urogenital system and female breast	Lecture	Dr. Maya N. Arvkar	<i>M.A.</i>
3/17/2025	Monday	8 To 9	Applied Anatomy of genito-urinary system, abdomen, pelvis, pelvic floor, anterior abdominal wall, upper thigh (inguinal ligament, inguinal canal, vulva, rectum and anal canal).	Lecture	Dr. Anjali K. Bhirud	<i>A.K.B.</i>
3/24/2025	Monday	8 To 9	Physiology of spermatogenesis.	Lecture	Dr. Bharti A. Rathi	
4/7/2025	Monday	8 To 9	Endocrinology related to male and female reproduction (Neurotransmitters).	Lecture	Dr. Prashant C. Patil	<i>P.C.P.</i>
4/14/2025	Monday	8 To 9	Anatomy and physiology of urinary and lower GI (Rectum / anal canal) tract	Lecture	Dr. Sonal C. Choudhari	
4/21/2025	Monday	8 To 9	Biochemical and endocrine changes during pregnancy, including systemic changes in cardiovascular, hematological, renal hepatic, renal, hepatic and other systems.	Lecture	Dr. Vaibhav Shivaji Patil	<i>V.S.P.</i>
4/28/2025	Monday	8 To 9	Biophysical and biochemical changes in uterus and cervix during pregnancy and labor	Lecture	Dr. Priya Rathod	<i>P.R.</i>

Dr. MAYA N. ARVKAR  
M.D. (OBGYN)  
H.O.D. & Professor, Dept. of OBGYN  
Dr. Ulhas Patil Medical College  
& Hospital, Jalgaon Kh, Jalgaon

5/5/2025	Monday	8 To 9	pregnancy, labour, post-partum period in reference to their absorption, distribution, excretion, (hepatic) metabolism, transfer of the drugs across the placenta, effect of the drugs (used) on labor, on fetus, their excretion through breast milk	Lecture	Dr. Avinash R. Barhate	
5/12/2025	Monday	8 To 9	Mechanism of action, excretion, metabolism of identified drugs used in the management of Gynaecological disorder.	Lecture	Dr. Maya N. Arvikar	
5/19/2025	Monday	8 To 9	Role of hormones in Obstetrics and Gynaecology	Lecture	Dr. Anjali K. Bhirud	
5/26/2025	Monday	8 To 9	Lactation.	Lecture	Dr. Bharti A. Rathi	
6/2/2025	Monday	8 To 9	Immunology of pregnancy.	Lecture	Dr. Prashant C. Patil	
6/9/2025	Monday	8 To 9	Basic medical genetics including cytogenetics.	Lecture	Dr. Sonal C. Choudhari	
6/16/2025	Monday	8 To 9	Pattern of inheritance	Lecture	Dr. Vaibhav Shivaji Patil	
6/23/2025	Monday	8 To 9	Chromosomal abnormalities types, incidence, diagnosis, management and recurrence risk	Lecture	Dr. Priya Rathod	
6/30/2025	Monday	8 To 9	General principles of Teratology	Lecture	Dr. Avinash R. Barhate	
7/7/2025	Monday	8 To 9	Screening, counseling and prevention of developmental abnormalities.	Lecture	Dr. Maya N. Arvikar	
7/14/2025	Monday	8 To 9	Normal Pregnancy, physiological changes during pregnancy, labor and pauperism.	Lecture	Dr. Anjali K. Bhirud	
7/21/2025	Monday	8 To 9	Gametogenesis, fertilization, implantation and early development of embryo.	Lecture	Dr. Bharti A. Rathi	
7/28/2025	Monday	8 To 9	Humoral and cellular immunology in Obstetrics & Gynaecology.	Lecture	Dr. Prashant C. Patil	
8/4/2025	Monday	8 To 9	Normal and abnormal microbiology of genital tract. Bacterial, viral and parasitical infections responsible for maternal, fetal and gynaecological disorders.	Lecture	Dr. Sonal C. Choudhari	
8/11/2025	Monday	8 To 9	Normal and abnormal pathology of placenta, umbilical cord, amniotic fluid and fetus	Lecture	Dr. Vaibhav Shivaji Patil	

Dr. MAYA N. ARVIKAR  
M.D. (OBST & GYNACT)  
H.O.D. & P.H.D. (OBST & GYNACT)  
Uthas 95 Medical College  
M.B.B.S. (1988) Medical College

7/19/2025



GODAVARI FOUNDATION'S  
**DR. ULHAS PATIL MEDICAL COLLEGE & HOSPITAL**

Recognized by National Medical Commission, Approved by Central Govt. of India, New Delhi,  
Letter no. MCI-34(41)/2012-med./158127, dated 05/02/2013

Affiliated to Maharashtra University of Health Sciences, Nashik [College Code-1306]

Jalgaon-Bhusawal Road, Jalgaon Kh, Tal. & Dist. Jalgaon 425309 Tel. No. (0257)2366657, 2366678  
Email ID : dupmcj@yahoo.in, dupmcj@gmail.com Website : www.dupmc.ac.in

**NAAC ACCREDITED**








**Department of OBGY**  
**PG Teaching Schedule IInd year 2025**


Date	Day	Time	Topic	Teaching Method (Lecture)	Speakers Name	Remark
04/02/2025	Tuesday	8 To 9	Normal labor - mechanism and management.	Lecture	Dr. Bharti A. Rathi	
11/02/2025	Tuesday	8 To 9	Partographic monitoring of labor progress, recognition of abnormal labor and its appropriate management	Lecture	Dr. Prashant C. Patil	P.P.
18/02/2025	Tuesday	8 To 9	Identification and conduct of abnormal labor and complicated delivery - breech, forceps delivery, caesarian section, destructive operations.	Lecture	Dr. Sonal C. Choudhari	
25/02/2025	Tuesday	8 To 9	Induction and augmentation of labor.	Lecture	Dr. Vaibhav Shivaji Patil	Spaid
03/03/2025	Tuesday	8 To 9	Management of abnormal labor Abnormal pelvis, soft tissue abnormalities of birth canal, mal-presentation, mal-positions of fetus, abnormal uterine action, obstructed labor and other distocias.	Lecture	Dr. Priya Rathod	P.P.
10/03/2025	Tuesday	8 To 9	Analgesia and anaesthesia in labor.	Lecture	Dr. Avinash R. Barhate	

Dr. MAYA N. ARVIKAR  
M.D./Obst. & Gynec.  
F.O.D. & Professor Dept. of OBG  
Dr. Ulhas Patil Medical College  
& Hospital Jalgaon Kh. Jalgaon

17/03/2025	Tuesday	8 To 9	Maternal and fetal monitoring in normal and abnormal labor (including electronic fetal monitoring).	Lecture	Dr. Maya N. Arvikar	<i>MNA</i>
24/03/2025	Tuesday	8 To 9	Identification and management of intrapartum complications, Cord presentation, complication of 3 stage of labor retained placenta, inversion of uterus, rupture of uterus, post partum hemorrhage.	Lecture	Dr. Anjali K. Bhirud	<i>AKB</i>
31/03/2025	Tuesday	8 To 9	Post Partum Complication of 3 stage of labor retained placenta, inversion of uterus, post partum hemorrhage, rupture of uterus, Management of primary and secondary post-partum hemorrhage, retained placenta, uterine inversion. Post-partum collapse, amniotic fluid embolism	Lecture	Dr. Bharti A. Rathi	
01/04/2025	Tuesday	8 To 9	Identification and management of genital tract trauma perincal tear, cervical/vaginal tear, episiotomy complications, rupture uterus.	Lecture	Dr. Prashant C. Patil	<i>P.C.P</i>
08/04/2025	Tuesday	8 To 9	Management of critically ill woman.	Lecture	Dr. Sonal C. Choudhari	
15/04/2025	Tuesday	8 To 9	Post partum shock, sepsis and psychosis.	Lecture	Dr. Vaibhav Shivaji Patil	<i>V.S.P</i>
22/04/2025	Tuesday	8 To 9	Postpartum contraception.	Lecture	Dr. Priya Rathod	<i>P.R</i>
29/04/2025	Tuesday	8 To 9	Decision-making, technique and management of complications.	Lecture	Dr. Avinash R. Barhate	<i>A.R.B</i>
06/05/2025	Tuesday	8 To 9	Medical Termination of Pregnancy - safe abortion - selection of cases, technique and management of complication. MTP law.	Lecture	Dr. Maya N. Arvikar	<i>MNA</i>

Dr. MAYA N. ARVIKAR  
 M.D.(Obst. & Gynaec)  
 H.O.D. & Professor Dept. of OBG  
 Dr. Ujhas Patil Medical College  
 Hospital Jalgaon Kh. Jalgaon

13/05/2025	Tuesday	8 To 9	Care of new born: Normal and high risk new born (including NICU care).	Lecture	Dr. Anjali K. Bhirud	
20/05/2025	Tuesday	8 To 9	Asphyxia and neonatal resuscitation.	Lecture	Dr. Bharti A. Rathi	
20/05/2025	Tuesday	8 To 9	Neonatal sepsis - prevention, detection and management.	Lecture	Dr. Prashant C. Patil	
27/05/2025	Tuesday	8 To 9	Neonatal hyperbilirubinemia investigation and management.	Lecture	Dr. Sonal C. Choudhari	
03/06/2025	Tuesday	8 To 9	Birth trauma - Detection and management.	Lecture	Dr. Vaibhav Shivaji Patil	
10/06/2025	Tuesday	8 To 9	Detection and management of fetal/neonatal malformation.	Lecture	Dr. Priya Rathod	
17/06/2025	Tuesday	8 To 9	Management of common neonatal problems.	Lecture	Dr. Avinash R. Barhate	
24/06/2025	Tuesday	8 To 9	Vaginal instrumental delivery, Caesarian section, Obst. Hysterectomy, destructive operations, manipulations (External/internal podalic version, manual removal of placenta etc)	Lecture	Dr. Maya N. Arvikar	
01/07/2025	Tuesday	8 TO 9	Contraception (fertility control)	Lecture	Dr. Anjali K. Bhirud	
08/07/2025	Tuesday	8 TO 9	History taking, examination and investigation	Lecture	Dr. Bharti A. Rathi	
15/07/2025	Tuesday	8 TO 9	Causes and management of male infertility.	Lecture	Dr. Prashant C. Patil	
22/07/2025	Tuesday	8 TO 9	Indications, procedures of Assisted Reproductive Techniques in relation infertility problems.	Lecture	Dr. Sonal C. Choudhari	



Dr. MAYA N. ARVIKAR  
M.D (Obst & Gynaec)  
O.D & Professor Dept. of OBG,  
Dr. Jitendra Patil Medical College  
Hospital, Jalgaon Kh. Jalgaon.



GODAVARI FOUNDATION'S  
**DR. ULHAS PATIL MEDICAL COLLEGE & HOSPITAL**

Recognized by National Medical Commission, Approved by Central Govt. of India, New Delhi.  
Letter no. MCI-34(41)/2012-med./158127, dated 05/02/2013

Affiliated to Maharashtra University of Health Sciences, Nashik [College Code-1306]

Jalgaon-Bhusawal Road, Jalgaon Kh. Tal. & Dist. Jalgaon 425309 Tel. No.(0257)2366657, 2366678  
Email ID : dupmcj@yahoo.in, dupmcj@gmail.com Website : www.dupmc.ac.in

**NAAC ACCREDITED**

**Department of OBGY**  
**PG Teaching Schedule IIIrd year 2025**

Date	Day	Time	Topic	Teaching Method (Lecture)	Speakers Name	Remark
08/01/2025	WEDNESDAY	8 TO 9	Epidemiology and etiopathogenesis of gynaecological disorders.	Lecture	Dr. Prashant C. Patil	
15/01/2025	WEDNESDAY	8 TO 9	Diagnostic modalities and management of common benign and malignant gynaecological diseases (diseases of genital tract): Fibroid uterus	Lecture	Dr. Sonal C. Choudhari	
22/01/2025	WEDNESDAY	8 TO 9	Endometriosis and adenomyosis	Lecture	Dr. Vaibhav Shivaji Patil	
29/01/2025	WEDNESDAY	8 TO 9	Endometrial hyperplasia	Lecture	Dr. Priya Rathod	
05/02/2025	WEDNESDAY	8 TO 9	Genital prolapse (uterine and vaginal)	Lecture	Dr. Avinash R. Barhate	
12/02/2025	WEDNESDAY	8 TO 9	Cervical erosion, cervicitis, cervical polyps, cervical neoplasia.	Lecture	Dr. Maya N. Arvkar	
19/02/2025	WEDNESDAY	8 TO 9	Vaginal cysts, vaginal infections, vaginal neoplasia (VIN) Benign Ovarian pathologies	Lecture	Dr. Anjali K. Bhirud	
26/02/2025	WEDNESDAY	8 TO 9	Malignant genital neoplasia of ovary, Fallopian tubes, uterus, cervix, vagina, vulva and Gestational Trophoblastic diseases, Cancer Breast.	Lecture	Dr. Bharti A. Rathi	
05/03/2025	WEDNESDAY	8 TO 9	Tubal (Micro) surgery	Lecture	Dr. Prashant C. Patil	
12/03/2025	WEDNESDAY	8 TO 9	Management of immunological factors of Infertility	Lecture	Dr. Sonal C. Choudhari	

Dr. MAYA N. ARVKAR  
M.D. (Obst & Gynaec)  
Professor Dept. of OBG  
& Hospital, Jalgaon Kh. Jalgaon

19/03/2025	WEDNESDAY	8 TO 9	Male infertility	Lecture	Dr. Priya Rathod	
26/03/2025	WEDNESDAY	8 TO 9	Obesity and other Infertility problems.	Lecture	Dr. Avinash R. Barhate	
02/04/2025	WEDNESDAY	8 TO 9	Reproductive tract Infections: prevention, diagnosis and treatment. STD, HIV, Other Infections, Genital Tuberculosis.	Lecture	Dr. Maya N. Arvikar	<i>Maya</i>
09/04/2025	WEDNESDAY	8 TO 9	Principles of radiotherapy and chemotherapy in gynaecological malignancies. Choice, schedule of administration and complications of such therapies	Lecture	Dr. Anjali K. Bhirud	<i>Anjali</i>
16/04/2025	WEDNESDAY	8 TO 9	Rational approach in diagnosis and management of endocrinal abnormalities such as: menstrual abnormalities, amenorrhea (primary/secondary), dysfunctional uterine bleeding, polycystic ovarian disease, hyperprolactinemia (galactorrhea), hyperandrogenism, thyroid pituitary adrenal disorders, menopause and its treatment (HRT).	Lecture	Dr. Bharti A. Rathi	
23/04/2025	WEDNESDAY	8 TO 9	Orthopedic problems in Gynaecology.	Lecture	Dr. Prashant C. Patil	<i>P.P.</i>
30/04/2025	WEDNESDAY	8 TO 9	Menopause: management (HRT) and prevention of its complications.	Lecture	Dr. Sonal C. Choudhari	
07/05/2025	WEDNESDAY	8 TO 9	Abdominal and Vaginal Hysterectomy	Lecture	Dr. Vaibhav Shivaji Patil	<i>Vaibhav</i>
14/05/2025	WEDNESDAY	8 TO 9	Surgical Procedures for genital prolapse. fibromyoma, endometriosis	Lecture	Dr. Vaibhav Shivaji Patil	<i>Vaibhav</i>

Dr. MAYA N. ARVIKAR





M.D. (Obst & Gynec.)


M.O.D. & Professor Dept. of OBGY

Dr. Ulhas Patil Medical College

Warananagar, (Dahanu K), Taladgaon

*Maya/Barhate*

21/05/2025	WEDNESDAY	8 TO 9	Statistics regarding maternal mortality, perinatal mortality/morbidity, birth rate, fertility rate.	Lecture	Dr. Priya Rathod	
28/05/2025	WEDNESDAY	8 TO 9	Organizational and operational aspects of National health policies and programs, in relation to population and family welfare including RCH.	Lecture	Dr. Avinash R. Barhate	
04/06/2025	WEDNESDAY	8 TO 9	Various temporary and permanent methods of male and female contraceptive methods	Lecture	Dr. Maya N. Arvikar	
11/06/2025	WEDNESDAY	8 TO 9	Provide adequate services to service seekers of contraception including follow up.	Lecture	Dr. Anjali K. Bhirud	
18/06/2025	WEDNESDAY	8 TO 9	Medical Termination of Pregnancy. Act, its implementation, providing safe and adequate services.	Lecture	Dr. Bharti A. Rathi	
25/06/2025	WEDNESDAY	8 TO 9	Demography and population dynamics	Lecture	Dr. Prashant C. Patil	

  
 DR. MAYA N. ARVIKAR  
 M.D. (Obst & Gynae)  
 H.O.D. & Professor Dept. of Obst & Gynae  
 Dr. Uhas Patil Medical College  
 & Hospital, Jalgaon, Kt., Jalgaon